



***2023-24 DETROIT PISTONS***



***POSTSEASON NOTES***





# POSTSEASON NOTES

## ORDER OF CONTENTS

**POSTGAME NOTES INTRO.....3**

**TEAM ROSTER.....4**

**CUMULATIVE TEAM STATISTICS.....5**

**HEAD COACH BIO.....6**

**TEAM NOTES.....7**

**RECORD BOOK ADDITIONS.....9**

### PLAYER NOTES

**Buddy Boeheim..... 11**

**Troy Brown Jr..... 13**

**Cade Cunningham..... 17**

**Jalen Duren..... 22**

**Tosan Evbuomwan..... 27**

**Malachi Flynn..... 29**

**Simone Fontecchio..... 33**

**Evan Fournier..... 37**

**Taj Gibson..... 42**

**Quentin Grimes..... 45**

**Jaden Ivey..... 49**

**Chimezie Metu..... 54**

**Jaylen Nowell..... 57**

**Jared Rhoden..... 59**

**Marcus Sasser..... 63**

**Isaiah Stewart..... 67**

**Ausar Thompson..... 71**

**Stanley Umude..... 76**

**James Wiseman..... 80**

**PLAYER MILESTONES.....84**

**MISCELLANEOUS STATS.....85**

**GAME-BY-GAME STATS.....91**





**2023-24 REG. SEASON SCHEDULE**

DATE	OPPONENT	SCORE	RECORD
10/25	@ Heat	102-103	L 0-1
10/27	@ Hornets	111-99	W 1-1
10/28	vs. Bulls	118-102	W 2-1
10/30	@ Thunder	112-124	L 2-2
11/1	vs. Trail Blazers	101-110	L 2-3
11/2	@ Pelicans	116-125	L 2-4
11/5	vs. Suns	106-120	L 2-5
11/6	vs. Warriors	109-120	L 2-6
11/8	@ Bucks	118-120	L 2-7
11/10	vs. 76ers	106-114	L 2-8
11/12	@ Bulls	108-119	L 2-9
11/14	vs. Hawks	120-126	L 2-10
11/17	@ Cavaliers	100-108	L 2-11
11/19	@ Raptors	113-142	L 2-12
11/20	vs. Nuggets	103-107	L 2-13
11/24	@ Pacers	113-136	L 2-14
11/27	vs. Wizards	107-126	L 2-15
11/29	vs. Lakers	107-133	L 2-16
11/30	@ Knicks	112-118	L 2-17
12/2	vs. Cavaliers	101-110	L 2-18
12/6	vs. Grizzlies	102-116	L 2-19
12/8	@ Magic	91-123	L 2-20
12/11	vs. Pacers	123-131	L 2-21
12/13	vs. 76ers	111-129	L 2-22
12/15	@ 76ers	92-124	L 2-23
12/16	@ Bucks	114-146	L 2-24
12/18	@ Hawks	124-130	L 2-25
12/21	vs. Jazz	111-119	L 2-26
12/23	@ Nets	115-126	L 2-27
12/26	vs. Nets	112-118	L 2-28
12/28	@ Celtics	122-128*	L 2-29
12/30	vs. Raptors	129-127	W 3-29
1/1	@ Rockets	113-136	L 3-30
1/3	@ Jazz	148-154*	L 3-31
1/5	@ Warriors	109-113	L 3-32
1/7	@ Nuggets	114-131	L 3-33
1/9	vs. Kings	110-131	L 3-34
1/10	vs. Spurs	108-130	L 3-35
1/12	vs. Rockets	110-112	L 3-36
1/15	@ Wizards	129-117	W 4-36
1/17	vs. Timberwolves	117-124	L 4-37
1/20	vs. Bucks	135-141	L 4-38
1/22	vs. Bucks	113-122	L 4-39
1/24	vs. Hornets	113-106	W 5-39
1/27	vs. Wizards	104-118	L 5-40
1/28	vs. Thunder	120-104	W 6-40
1/31	@ Cavaliers	121-128	L 6-41
2/2	vs. Clippers	125-136	L 6-42
2/4	vs. Magic	99-111	L 6-43
2/7	@ Kings	133-120	W 7-43
2/8	@ Trail Blazers	128-122*	W 8-43
2/10	@ Clippers	106-112	L 8-44
2/13	@ Lakers	111-125	L 8-45
2/14	@ Suns	100-116	L 8-46
2/22	@ Pacers	115-129	L 8-47
2/24	vs. Magic	109-112	L 8-48
2/26	@ Knicks	111-113	L 8-49
2/27	@ Bulls	105-95	W 9-49
3/1	vs. Cavaliers	100-110	L 9-50
3/3	@ Magic	91-113	L 9-51
3/5	@ Heat	110-118	L 9-52
3/7	vs. Nets	118-112	W 10-52
3/9	vs. Mavericks	124-142	L 10-53
3/11	vs. Hornets	114-97	W 11-53
3/13	vs. Raptors	113-104	W 12-53
3/15	vs. Heat	95-108	L 12-54
3/17	vs. Heat	101-104	L 12-55
3/18	@ Celtics	94-119	L 12-56
3/20	vs. Pacers	103-122	L 12-57
3/22	vs. Celtics	102-129	L 12-58
3/24	vs. Pelicans	101-114	L 12-59
3/25	@ Knicks	99-124	L 12-60
3/27	@ Timberwolves	91-106	L 12-61
3/29	@ Wizards	96-87	W 13-61
4/1	vs. Grizzlies	108-110	L 13-62
4/3	@ Hawks	113-121	L 13-63
4/5	@ Grizzlies	90-108	L 13-64
4/6	@ Nets	103-113	L 13-65
4/9	@ 76ers	102-120	L 13-66
4/11	vs. Bulls	105-127	L 13-67
4/12	@ Mavericks	107-89	W 14-67
4/14	@ Spurs	95-123	L 14-68

All Times Detroit Time (ET)  
\* Overtime Periods

**2023-24 REG. SEASON RECORD BY MONTH**  
Oct: (2-2); Nov: (0-15); Dec: (1-12); Jan: (3-12); Feb: (3-8);  
Mar: (4-12); Apr: (1-7)



2023-24 Detroit Pistons Postseason Notes

Pistons PR: Kevin Grigg, Cletus Lewis, Mike Horan, Corey Moore, Ben Bagley

**LAST GAME STARTERS**

**PLAYER / 2023-24 REGULAR SEASON AVERAGES**      **NOTES**

<p><b>#7 Troy Brown Jr.</b> F • 6-6 • 209 • Oregon/USA • 6th Season</p> <table border="1"> <thead> <tr> <th>GP/GS</th> <th>PPG</th> <th>RPG</th> <th>APG</th> <th>SPG</th> <th>BPG</th> <th>MPG</th> </tr> </thead> <tbody> <tr> <td>59/15</td> <td>4.2</td> <td>2.4</td> <td>1.0</td> <td>0.4</td> <td>0.1</td> <td>14.0</td> </tr> </tbody> </table>	GP/GS	PPG	RPG	APG	SPG	BPG	MPG	59/15	4.2	2.4	1.0	0.4	0.1	14.0	<p><b>LAST GAME:</b> Three rebounds, one assist, one steal, one block in 11 minutes vs SAS (4/14). <b>NOTES:</b> Started 12 games for Detroit, averaging 4.9 points, 4.2 rebounds and 1.3 assists.</p>
GP/GS	PPG	RPG	APG	SPG	BPG	MPG									
59/15	4.2	2.4	1.0	0.4	0.1	14.0									
<p><b>#5 Chimezie Metu</b> F • 6-9 • 225 • USC/USA • 6th Season</p> <table border="1"> <thead> <tr> <th>GP/GS</th> <th>PPG</th> <th>RPG</th> <th>APG</th> <th>SPG</th> <th>BPG</th> <th>MPG</th> </tr> </thead> <tbody> <tr> <td>51/12</td> <td>6.5</td> <td>3.8</td> <td>0.9</td> <td>0.8</td> <td>0.3</td> <td>16.8</td> </tr> </tbody> </table>	GP/GS	PPG	RPG	APG	SPG	BPG	MPG	51/12	6.5	3.8	0.9	0.8	0.3	16.8	<p><b>LAST GAME:</b> Nine points, four rebounds, two steals in 33 minutes vs SAS (4/14). <b>NOTES:</b> Since joining Detroit on March 20, ranked second on the Pistons with 84 total rebounds (6.0 RPG) and fourth with 147 points (10.5 PPG)...Ended the season averaging 13.8 points, 7.6 rebounds and 2.0 assists in 35.5 minutes over the final five games and led the team with a 110.5 defensive rating in April.</p>
GP/GS	PPG	RPG	APG	SPG	BPG	MPG									
51/12	6.5	3.8	0.9	0.8	0.3	16.8									
<p><b>#13 James Wiseman</b> C • 7-0 • 255 • Memphis/USA • 4th Season</p> <table border="1"> <thead> <tr> <th>GP/GS</th> <th>PPG</th> <th>RPG</th> <th>APG</th> <th>SPG</th> <th>BPG</th> <th>MPG</th> </tr> </thead> <tbody> <tr> <td>63/6</td> <td>7.1</td> <td>5.3</td> <td>0.9</td> <td>0.2</td> <td>0.6</td> <td>17.3</td> </tr> </tbody> </table>	GP/GS	PPG	RPG	APG	SPG	BPG	MPG	63/6	7.1	5.3	0.9	0.2	0.6	17.3	<p><b>LAST GAME:</b> 21 points, career-high 17 rebounds (career-high 6 offensive), one assist, two steals, one block in 40 minutes vs SAS (4/14)...Second 20-10 game of season (12/15 vs PHI) and third of career. <b>NOTES:</b> Led the Pistons with a .622 FG%...Led team with 157 rebounds (7.9 RPG) and 14 blocks (0.7 BPG) over final 20 games of season...Played in a career-high 63 games, the first time eclipsing 45 in his four-year career.</p>
GP/GS	PPG	RPG	APG	SPG	BPG	MPG									
63/6	7.1	5.3	0.9	0.2	0.6	17.3									
<p><b>#23 Jaden Ivey</b> G • 6-4 • 195 • Purdue/USA • 2nd Season</p> <table border="1"> <thead> <tr> <th>GP/GS</th> <th>PPG</th> <th>RPG</th> <th>APG</th> <th>SPG</th> <th>BPG</th> <th>MPG</th> </tr> </thead> <tbody> <tr> <td>77/61</td> <td>15.4</td> <td>3.4</td> <td>3.8</td> <td>0.7</td> <td>0.5</td> <td>28.8</td> </tr> </tbody> </table>	GP/GS	PPG	RPG	APG	SPG	BPG	MPG	77/61	15.4	3.4	3.8	0.7	0.5	28.8	<p><b>LAST GAME:</b> 13 points, one rebound, two assists in 27 minutes vs SAS (4/14). <b>NOTES:</b> Ranks second on team with 17 20-point games...One of five players in franchise history to average at least 15.0 points, 4.0 assists and 3.0 rebounds across first two seasons (Bing, Thomas, Hill, Cunningham)...Leads Pistons in games played since being drafted (151).</p>
GP/GS	PPG	RPG	APG	SPG	BPG	MPG									
77/61	15.4	3.4	3.8	0.7	0.5	28.8									
<p><b>#25 Marcus Sasser</b> G • 6-2 • 195 • Houston/USA • Rookie</p> <table border="1"> <thead> <tr> <th>GP/GS</th> <th>PPG</th> <th>RPG</th> <th>APG</th> <th>SPG</th> <th>BPG</th> <th>MPG</th> </tr> </thead> <tbody> <tr> <td>71/11</td> <td>8.3</td> <td>1.8</td> <td>3.3</td> <td>0.6</td> <td>0.2</td> <td>19.0</td> </tr> </tbody> </table>	GP/GS	PPG	RPG	APG	SPG	BPG	MPG	71/11	8.3	1.8	3.3	0.6	0.2	19.0	<p><b>LAST GAME:</b> 17 points, three rebounds, seven assists, one block in 31 minutes vs SAS (4/14). <b>NOTES:</b> Averaged 17.8 points and 5.2 assists on .371 3PT% over final five games of the season (all starts) and set a career-long double-digit scoring streak (five games)...Ranked fifth among rookies in 3PT% (.375), the sixth rookie in franchise history to shoot above .375 3PT%...Fifth-most 3PM by a rookie in franchise history (90).</p>
GP/GS	PPG	RPG	APG	SPG	BPG	MPG									
71/11	8.3	1.8	3.3	0.6	0.2	19.0									

**2023-24 REGULAR SEASON PISTONS RECORDS**

	RECORD	HOME	ROAD	OT	STREAKS
<b>OVERALL</b>	14-68	7-33	7-35	1-2	<b>OVERALL</b> Won 1
<b>WESTERN</b>	4-27	1-15	3-12	1-1	<b>HOME</b> Lost 7
<b>EASTERN</b>	10-41	6-18	4-23	0-1	<b>ROAD</b> Won 1
<b>CENTRAL</b>	2-14	1-7	1-7	--	

**QUICK FACTS**

- Detroit set a franchise record for losses in a season (68).
- The Pistons shot .785 FT% this season, the second-highest in franchise history (.788 in 1984-85).
- The Pistons had 31 players appear in a game, two behind this seasons' Memphis Grizzlies (33) for the most in NBA history.

**MEDIA INFO**

For all Detroit Pistons updates and information, follow @PistonsPR on X or visit [hoopsong.com](https://hoopsong.com) (contact Pistons PR for access).





NO.	PLAYER	POS.	HT.	WT.	BIRTHDATE	PRIOR TO NBA/HOME COUNTRY	NBA EXP.
35	Buddy Boeheim*	G	6-6	195	11/11/1999	Syracuse/USA	2
7	Troy Brown Jr.	G/F	6-6	209	07/28/1999	Oregon/USA	6
2	Cade Cunningham	G	6-6	217	09/25/2001	Oklahoma State/USA	2
0	Jalen Duren	C	6-10	250	11/18/2003	Memphis/USA	1
18	Tosan Evbuomwan*	F	6-8	219	02/16/2001	Princeton/United Kingdom	R
14	Malachi Flynn	G	6-1	185	05/09/1998	San Diego State/USA	4
19	Simone Fontecchio	F	6-7	200	12/09/1995	Baskonia/Italy	2
31	Evan Fournier	G/F	6-7	213	10/29/1992	Poitiers Basket 86/France	12
67	Taj Gibson	C	6-9	234	06/24/1985	USC/USA	15
24	Quentin Grimes	G	6-5	207	05/08/2000	Houston/USA	3
23	Jaden Ivey	G	6-4	195	02/13/2002	Purdue/USA	1
5	Chimezie Metu	F/C	6-9	225	03/22/1997	USC/USA	6
20	Jaylen Nowell	G	6-5	208	07/09/1999	Washington/USA	4
8	Jared Rhoden*	G	6-6	210	08/27/1999	Seton Hall/USA	1
25	Marcus Sasser	G	6-2	195	09/21/2000	Houston/USA	R
28	Isaiah Stewart	C	6-9	250	05/22/2001	Washington/USA	3
9	Ausar Thompson	F	6-7	215	01/30/2003	Overtime Elite/USA	R
17	Stanley Umude	G	6-6	210	04/12/1999	Arkansas/USA	1
13	James Wiseman	C	7-0	255	03/31/2001	Memphis/USA	2

\* Player under two-way contract, \*Player on 10-day contract

## STAFF

**Head Coach:** Monty Williams (Notre Dame)

**Assistant Coaches:** Stephen Silas (Brown), Jarrett Jack (Georgia Tech), Mark Bryant (Seton Hall), Brian Randle (Illinois), Stephen Scalzi (Boston College), Brian Adams (Connecticut College)

**Assistant/Player Development Coaches:** Spencer Rivers (UC Irvine)

**Medical Director:** Sebastien Poirier (Salem State University)

**Performance Director:** Trent Salo (Calvin)

**Director of Athletic Training:** Alex Garland (Central Michigan)

**Head Strength and Conditioning Coach:** Jordan Sabourin (Oakland)

## PRONUNCIATION GUIDE

**Buddy Boeheim** (bay-hyme); **Jalen Duren** (DURR-in); **Tosan Evbuomwan** (TOE-sahn eh-WOAH-muh); **Malachi Flynn** (MAL-uh-kai Flinn); **Simone Fontecchio** (see-MOW-nay fawn-TECH-ee-oh); **Evan Fournier** (FORN-yay); **Taj Gibson** (Tahzj); **Quentin Grimes** (QUINN-ten Grymes); **Chimezie Metu** (chih-MEH-zee MEH-too); **Jared Rhoden** (ROE-din); **Marcus Sasser** (SASS-err); **Ausar Thompson** (uh-SARR); **Stanley Umude** (oo-MOO-day)

## HOW THE PISTONS WERE BUILT

### FREE AGENTS

- 2024** - Buddy Boeheim (Signed a two-way contract on February 23, 2024)  
 - Tosan Evbuomwan (Signed to a two-way contract on February 22, 2024)  
 - Taj Gibson (Signed a 10-day contract on March 6, 2024)  
 - Chimezie Metu (Signed a 10-day contract on March 20, 2024)  
 - Jaylen Nowell (Signed to a 10-day contract on April 2, 2024)
- 2023** - Stanley Umude (Converted from two-way to standard contract on February 22, 2024)
- 2022** - Jared Rhoden (Signed to a two-way contract on December 26, 2022)

### OBTAINED VIA TRADE

- 2024** - Troy Brown Jr. (Along with Shake Milton, acquired from the Minnesota Timberwolves for Monte Morris and a 2030 second round pick.)  
 - Malachi Flynn (Acquired, along with Quentin Grimes, Evan Fournier, Ryan Arcidiacono two second-round picks and cash considerations from the New York Knicks for Bojan Bogdanovic and Alec Burks)  
 - Simone Fontecchio (Acquired from Utah for Kevin Knox II, the rights to Gabriele Procida and a 2024 second-round pick.)  
 - Evan Fournier (Acquired from the New York Knicks on February 8, 2024)  
 - Quentin Grimes (Acquired from the New York Knicks on February 8, 2024)
- 2023** - Marcus Sasser (Acquired from Boston via Memphis in a draft-day deal for James Nnaji and a 2025 and 2026 2nd round pick)  
 - James Wiseman (Acquired from Golden State at the trade deadline in a four-team trade including Saddiq Bey and Kevin Knox on February 9, 2023.)
- 2022** - Jalen Duren (Acquired in a draft-day deal from New York on July 6, 2022 for a protected 2023 first round pick and a 2023 and 2024 second-round pick.)
- 2020** - Isaiah Stewart (Acquired in a post-draft trade with Houston for Christian Wood, a protected 2021 first round pick and a 2021 second-round pick.)

### OBTAINED VIA DRAFT

- 2023** - Ausar Thompson (Drafted 5th overall in 2023)  
**2022** - Jaden Ivey (Drafted 5th overall in 2022)  
**2021** - Cade Cunningham (Drafted 1st overall in 2021)

## NUMERICAL ROSTER

0	Jalen Duren	2	Cade Cunningham
5	Chimezie Metu	7	Troy Brown Jr.
8	Jared Rhoden	9	Ausar Thompson
13	James Wiseman	14	Malachi Flynn
17	Stanley Umude	18	Tosan Evbuomwan
19	Simone Fontecchio	20	Jaylen Nowell
23	Jaden Ivey	24	Quentin Grimes
25	Marcus Sasser	28	Isaiah Stewart
31	Evan Fournier	35	Buddy Boeheim
67	Taj Gibson		

## ROSTER TRANSACTIONS

- April 2, 2024:** Signed Jaylen Nowell to a 10-day contract.
- March 30, 2024:** Signed Chimezie Metu to a rest-of-season contract.
- March 20, 2024:** Signed Chimezie Metu to a 10-day contract.
- March 15, 2024:** Signed Taj Gibson to a rest-of-season contract.
- March 6, 2024:** Signed Taj Gibson to a 10-day contract.
- March 2, 2024:** Placed Shake Milton on waivers.
- February 28, 2024:** Placed Mike Muscala on waivers.
- February 22, 2024:** Converted Stanley Umude to a standard NBA contract, signed Buddy Boeheim and Tosan Evbuomwan to two-way contracts.
- February 21, 2024:** Waived Malcolm Cazalon.
- February 12, 2024:** Signed Tosan Evbuomwan to a 10-day contract.
- February 8, 2024:** Waived Killian Hayes, Joe Harris, Danilo Gallinari and Danuel House Jr.
- February 8, 2024:** Acquired Quentin Grimes, Malachi Flynn, Ryan Arcidiacono, Evan Fournier, two second round picks and cash considerations from New York for Bojan Bogdanovic and Alec Burks.
- February 8, 2024:** Acquired Danuel House Jr. and a 2024 second-round pick from Philadelphia for a 2028 second-round pick.





# CUMULATIVE STATISTICS

PLAYER	GP-GS	MIN	MPG	FG-ATT	FG%	3FG-ATT	3FG%	FT-FTA	FT%	OFF	DEF	TOT/AVG	AST	APG	PF-D	STL	SPG	TO	BLK	BPG	PTS	AVG
Cunningham	62-62	2,074	33.5	524-1,167	.449	119-335	.355	238-274	.869	33	235	268/4.3	464	7.5	153-194	56	0.90	212	22	0.35	1,405	22.7
Bogdanovic	28-27	921	32.9	199-425	.468	86-207	.415	81-104	.779	13	81	94/3.4	71	2.5	57-83	23	0.82	63	4	0.14	565	20.2
Fontecchio	16-9	484	30.3	91-190	.479	43-101	.426	22-26	.846	12	58	70/4.4	28	1.8	29-26	14	0.88	17	5	0.31	247	15.4
Ivey	77-61	2,218	28.8	417-973	.429	124-369	.336	227-303	.749	86	178	264/3.4	296	3.8	204-227	57	0.74	190	41	0.53	1,185	15.4
Duren	61-60	1,778	29.1	349-564	.619	0-4	.000	143-181	.790	192	517	709/11.6	147	2.4	192-149	33	0.54	129	47	0.77	841	13.8
Burks	43-0	901	20.9	160-406	.394	99-247	.401	121-134	.903	16	94	110/2.6	68	1.6	64-104	21	0.49	32	11	0.26	540	12.6
Stewart	46-45	1,423	30.9	186-382	.487	67-175	.383	64-85	.753	74	231	305/6.6	73	1.6	99-82	17	0.37	66	38	0.83	503	10.9
Metu	14-7	411	29.4	57-114	.500	13-43	.302	20-21	.952	17	67	84/6.0	27	1.9	32-24	24	1.71	25	7	0.50	147	10.5
Bagley III	26-10	478	18.4	107-181	.591	1-6	.167	50-61	.820	46	72	118/4.5	27	1.0	40-51	5	0.19	29	14	0.54	265	10.2
Thompson	63-38	1,583	25.1	232-480	.483	21-113	.186	71-119	.597	129	273	402/6.4	120	1.9	175-118	68	1.08	84	59	0.94	556	8.8
Gallinari	6-0	90	14.9	12-22	.545	7-12	.583	21-24	.875	2	12	14/2.3	12	2.0	9-17	2	0.33	1	2	0.33	52	8.7
Sasser	71-11	1,351	19.0	219-512	.428	90-240	.375	58-66	.879	11	114	125/1.8	236	3.3	103-73	44	0.62	90	12	0.17	586	8.3
Flynn	24-0	342	14.3	71-165	.430	24-76	.316	26-38	.684	8	35	43/1.8	51	2.1	21-23	19	0.79	27	2	0.08	192	8.0
Nowell	4-0	58	14.4	12-23	.522	2-6	.333	4-6	.667	3	7	10/2.5	3	0.8	2-4	1	0.25	2	2	0.50	30	7.5
Knox II	31-11	560	18.1	86-186	.462	31-94	.330	20-22	.909	18	57	75/2.4	23	0.7	50-22	13	0.42	22	7	0.23	223	7.2
Fournier	29-0	541	18.7	75-201	.373	31-115	.270	27-34	.794	5	49	54/1.9	45	1.6	44-19	25	0.86	20	7	0.24	208	7.2
Wiseman	63-6	1,091	17.3	187-305	.613	0-2	.000	72-102	.706	110	226	336/5.3	54	0.9	141-84	12	0.19	66	39	0.62	446	7.1
Evbuomwan	13-8	293	22.5	32-56	.571	10-24	.417	17-25	.680	10	36	46/3.5	10	0.8	18-17	6	0.46	8	4	0.31	91	7.0
Hayes	42-31	1,008	24.0	117-283	.413	22-74	.297	33-50	.660	11	108	119/2.8	205	4.9	75-54	36	0.86	51	20	0.48	289	6.9
Milton	4-0	63	15.8	11-26	.423	3-9	.333	2-3	.667	7	11	18/4.5	6	1.5	3-7	2	0.50	3	1	0.25	27	6.8
Grimes	6-0	115	19.2	9-42	.214	4-28	.143	10-11	.909	1	11	12/2.0	14	2.3	9-6	5	0.83	7	4	0.67	32	5.3
Umude	24-2	307	12.8	37-84	.440	24-53	.453	29-32	.906	8	43	51/2.1	11	0.5	40-21	8	0.33	14	7	0.29	127	5.3
Livers	23-6	469	20.4	40-116	.345	22-77	.286	12-18	.667	15	33	48/2.1	25	1.1	43-15	13	0.57	16	5	0.22	114	5.0
Rhoden	17-0	245	14.4	33-66	.500	12-31	.387	5-8	.625	3	30	33/1.9	14	0.8	28-7	3	0.18	7	13	0.76	83	4.9
Gibson	4-0	39	9.8	8-14	.571	2-4	.500	0-0	.000	2	7	9/2.3	2	0.5	3-0	1	0.25	0	1	0.25	18	4.5
Morris	6-0	68	11.4	12-33	.364	2-11	.182	1-2	.500	2	10	12/2.0	8	1.3	1-2	1	0.17	2	1	0.17	27	4.5
Brown Jr.	22-12	417	18.9	32-108	.296	16-57	.281	13-15	.867	11	61	72/3.3	25	1.1	16-12	16	0.73	12	1	0.05	93	4.2
Muscala	13-4	171	13.2	15-44	.341	13-34	.382	2-4	.500	10	19	29/2.2	10	0.8	13-7	3	0.23	2	5	0.38	45	3.5
Boeheim	10-0	84	8.4	9-29	.310	8-25	.320	8-10	.800	3	7	10/1.0	3	0.3	5-5	0	0.00	0	1	0.10	34	3.4
Harris	16-0	170	10.6	14-39	.359	10-30	.333	1-2	.500	3	10	13/0.8	10	0.6	19-4	3	0.19	4	2	0.13	39	2.4
Cazalon	1-0	3	2.6	0-0	.000	0-0	.000	0-0	.000	0	0	0/0.0	0	0.0	0-0	0	0.00	0	0	0.00	0	0.0
<b>PISTONS</b>	<b>82</b>	<b>19,743</b>	<b>240.8</b>	<b>3,353-7,236</b>	<b>.463</b>	<b>906-2,602</b>	<b>.348</b>	<b>1,398-1,780</b>	<b>.785</b>	<b>861</b>	<b>2,692</b>	<b>3,553/43.3</b>	<b>2,088</b>	<b>25.5</b>	<b>1,688-1,457</b>	<b>531</b>	<b>6.48</b>	<b>1,201</b>	<b>384</b>	<b>4.68</b>	<b>9,010</b>	<b>109.9</b>
<b>OPPONENTS</b>	<b>82</b>	<b>19,743</b>	<b>240.8</b>	<b>3,578-7,301</b>	<b>.490</b>	<b>991-2,682</b>	<b>.370</b>	<b>1,610-2,013</b>	<b>.800</b>	<b>791</b>	<b>2,745</b>	<b>3,536/43.1</b>	<b>2,216</b>	<b>27.0</b>	<b>1,457-1,688</b>	<b>727</b>	<b>8.87</b>	<b>969</b>	<b>490</b>	<b>5.98</b>	<b>9,757</b>	<b>119.0</b>







**Monty Williams**

**Head Coach • 1st Season with the Pistons • 9th season as a Head Coach in the NBA**

**CAREER REGULAR SEASON RECORD (10TH SEASON): 380-404 (.485)**  
**REGULAR SEASON RECORD WITH PISTONS (1ST SEASON): 14-68 (.171)**

**CAREER PLAYOFF RECORD (5 PLAYOFF APPEARANCES): 29-27 (.518)**

Monty Williams was named head coach of the Detroit Pistons on June 2, 2023.

The 2021-22 NBA Coach of the Year joined Detroit after serving as head coach of the Phoenix Suns for four years, leading the club to its first NBA Finals berth since 1993, a franchise-record 64 wins during the 2021-22 season and a Western Conference title, two Pacific Division titles and three playoff appearances in four seasons.

Over nine seasons as an NBA head coach with Phoenix and the New Orleans Hornets/Pelicans, Williams holds a .522 regular season winning percentage (367-336) including a .518 playoff winning percentage (29-27). In addition to nine seasons as an NBA head coach, he has totaled seven seasons as an assistant coach, two seasons in a front office role, one season as a coaching intern and nine seasons as a player, giving him 28 years of NBA experience since being drafted in 1994.

Williams took over the Suns in 2019-20, one year after the team had the second-worst record (19-53) in the NBA. In his first two seasons he led the team to consecutive increases of at least 15 wins despite fewer games being played in both the 2019-20 and 2020-21 shortened seasons. By accomplishing this, the Suns became just the fifth team in NBA history to increase its win total by 15-plus games in successive seasons. Over the last 45 years, the Suns became just the third team to improve from a bottom two record to a top two record in two seasons or less.

In his first season as Suns head coach, Williams helped transform the team's culture and oversaw a 15-win improvement from the season before his arrival despite playing nine fewer games, tied for the largest improvement in the NBA in 2019-20. He was named the NBA Head Coach of the Seeding Games after guiding the Suns to an 8-0 record in the NBA Bubble.

Williams led the Suns to another 15+ win improvement in 2020-21 (51-31), as Phoenix captured their first Pacific Division title since 2007. The Suns led the NBA in assists (27.2 per game) with the 10th-best scoring offense. The high-powered offense sent Phoenix to their first NBA Finals appearance since 1993 by defeating the L.A. Lakers (4-2), Denver Nuggets (4-0) and Los Angeles Clippers (4-2) to secure the Western Conference Title. The Suns fell to the Milwaukee Bucks (2-4) in the Finals despite Devin Booker's 28.2 points per game.

Williams guided the Suns to the best Western Conference record in the first half of the 2021-22 season, earning a berth as head coach of Team LeBron in the 2022 NBA All-Star Game in Cleveland. He led the Suns to the NBA's best record and second consecutive Pacific Division title in 2021-22 and set the franchise record for wins (64) and road wins in a season (32).

For his success, Williams was named the recipient of the Red Auerbach Trophy as the 2021-22 NBA Coach of the Year. He joined Cotton Fitzsimmons (1988-89) and Mike D'Antoni (2004-05) as the only Suns coaches to win the award. Recognized by his peers in an honor voted on by all 30 NBA head coaches, Williams won the Michael H. Goldberg NBCCA Coach of the Year Award in back-to-back seasons in 2020-21 and 2021-22. During his tenure in Phoenix, Williams earned four Western Conference Coach of the Month Awards to join Alvin Gentry and Mike D'Antoni as the only Suns coaches to win the award multiple times in the same season. He joined D'Antoni as the only Suns coaches to win the award at least four times while with Phoenix.

Prior to his time in Phoenix, Williams spent five seasons as head coach of the New Orleans Hornets/Pelicans from 2010-2015, leading the team to two playoff appearances. In his first season, the Hornets won 46 games and he was named Western Conference Coach of the Month for January, 2011 and led New Orleans' return to the playoffs after missing the season prior.

Following the departure of All-NBA guard Chris Paul prior to the 2011-12 season, Williams oversaw the growth and development of one of the league's youngest rosters, increasing the team's win total in three straight seasons culminating in 45 wins in 2014-15. Williams earned his start in coaching as a coaching intern with the San Antonio Spurs for the 2004-05 season when the team won an NBA Championship. Before returning to the bench in 2018-19 as an assistant with Philadelphia, he spent two seasons in the Spurs' front office as vice president of basketball operations from 2016-2018.

Williams also served as one of three assistant coaches for the USA Basketball Men's National Team from 2013-2016. As a member of Mike Krzyzewski's staff, he assisted the USA to perfect overall record of 26-0 and a gold medal at the 2014 FIBA World Cup in Spain and the 2016 Olympics in Brazil.

Drafted 24th overall in the 1994 NBA Draft by the Knicks out of the University of Notre Dame, Williams played nine seasons in the NBA and averaged 6.3 points in 456 games with New York, San Antonio, Denver, Orlando and Philadelphia. Of the seven head coaches he played for throughout his NBA career, six won the NBA Coach of the Year Award at least once at some point in their careers (Pat Riley, Don Nelson, Gregg Popovich, Mike D'Antoni, Doc Rivers, Larry Brown) and four have been enshrined in the Naismith Basketball Hall of Fame (Riley, Nelson, Brown, Popovich).

Williams was born in Fredericksburg, Virginia and attended Potomac High School in Oxon Hill, Maryland. Recognized as a revered friend and role model to many in the basketball community and beyond, Williams was also named the recipient of the inaugural Sager Strong Award at the 2017 NBA Awards. The award honors the late, iconic Turner Sports sideline reporter, Craig Sager, and presented annually to an individual who has been a trailblazer while exemplifying courage, faith, compassion and grace.

MONTY WILLIAMS' OVERALL RECORD			
REGULAR SEASON			
2010-11	Hornets	46-36	.561
2011-12	Hornets	21-45	.318
2012-13	Hornets	27-55	.329
2013-14	Pelicans	34-48	.415
2014-15	Pelicans	45-37	.549
2019-20	Suns	34-39	.466
2020-21	Suns	51-21	.708
2021-22	Suns	64-18	.780
2022-23	Suns	44-37	.543
2023-24	Pistons	14-68	.171
<b>TOTALS</b>		<b>380-404</b>	<b>.485</b>

MONTY WILLIAMS' ALL-TIME RECORD VS. THE NBA (ENTERING 04/14/2024)								
<b>VS. EAST CONFERENCE: 158-147</b>								
TEAM	W	L	TEAM	W	L	TEAM	W	L
76ers	12	9	Bucks	12	9	Hawks	9	11
Celtics	10	10	Bulls	12	9	Heat	8	13
Knicks	9	10	Cavaliers	11	8	Hornets	17	4
Nets	11	10	Pacers	7	15	Magic	11	10
Raptors	9	11	Pistons	12	5	Wizards	8	13
<b>ATLANTIC</b>	<b>51</b>	<b>50</b>	<b>CENTRAL</b>	<b>54</b>	<b>46</b>	<b>SOUTHEAST</b>	<b>53</b>	<b>51</b>
<b>VS. WEST CONFERENCE: 222-257</b>								
TEAM	W	L	TEAM	W	L	TEAM	W	L
Jazz	18	14	Clippers	13	21	Grizzlies	16	21
Nuggets	13	21	Kings	19	17	Mavericks	17	18
Thunder	15	19	Lakers	14	20	Pelicans	8	7
Timberwolves	19	12	Suns	8	12	Rockets	17	17
Trail Blazers	16	18	Warriors	13	21	Spurs	16	19
<b>NORTHWEST</b>	<b>81</b>	<b>84</b>	<b>PACIFIC</b>	<b>67</b>	<b>91</b>	<b>SOUTHWEST</b>	<b>74</b>	<b>82</b>
<b>CAREER REGULAR SEASON RECORD: 380-404</b>								
<b>REGULAR SEASON RECORD WITH PISTONS: 14-68</b>								

2023-24 COACHES CHALLENGE	TOTAL	SUCCESSFUL	UNSUCCESSFUL	PCT
Detroit Pistons	28	13	15	46.4%





# TEAM NOTES 2023-24

**CHARITABLE DONATION:** In a win against the Kings on Feb. 7, Detroit shot a perfect 22-of-22 from the free throw line. It was their second time this season going perfect from the stripe, joining a 9-of-9 effort against the Grizzlies on Dec. 12. It was their fifth-most makes from the line without missing a shot in franchise history and the most since they went 24-of-24 against Milwaukee on Jan. 12, 2012. It was the seventh-most free throws made without a miss by any team this season.

**The Pistons shot .843 FT% (301-of-357) in March, the highest free throw percentage across 16 games and in a single month in franchise history. They ranked fourth in the NBA since March 1 with a .817 FT% were eighth in the NBA with a .801 FT% since the All-Star break.**

In addition, the Pistons turned in the second-best free throw-shooting season in franchise history (*see tables to right*). They were led by Chimezie Metu (.952 FT%).

**BOARD DOMINANT:** The Pistons held a +78 margin on the boards from March 5-15, tied for their highest across six games in franchise history (*see tables to right*). Detroit had a streak of four consecutive games with 50+ rebounds from March 7-13, their longest since Nov. 29 - Dec. 9, 1991.

**COMEBACK CITY:** After trailing by 23 points (92-69) with 4:59 left in the third quarter against Portland on Feb. 8, the Pistons stormed back to earn a 128-122 victory in overtime. It was tied as the team's largest comeback win since 1997-98, joining Jan. 8, 2021 against Phoenix. It was three points behind their franchise-record 26-point comeback on Feb. 8, 1974, also against Phoenix. Jalen Duren scored 27 points with a career-high 22 rebounds in the win, Jaden Ivey had 26 points on 7-of-7 3FG and Cade Cunningham scored 23, the first time the trio has each scored 20+ points in the same game.

**RUN IT UP:** Detroit scored 148 points against Utah on Jan. 3, 2024. It was their most points of the season and the most in franchise history since their NBA-record 186 against Denver in a triple overtime contest on Dec. 13, 1983. The Pistons have scored at least 140 points 32 times in franchise history and four times since 2000. They scored 141 in an overtime win against Charlotte last season (12/14/22).

**DIME CITY:** The Pistons dished out 30+ assists in five consecutive games from Jan. 10-20, the second-longest streak in franchise history (6, April 4-12, 1985) and tied as the fifth-longest streak in the NBA this season.

**SECOND UNIT SCORERS:** Led in bench scoring by Simone Fontecchio (16.0 PPG), Detroit's second unit ranked 7th in the NBA with 38.8 points per game and 19th with a .344 3PT% this season. The Pistons made 906 3-pointers this season, the fourth-most in a season in franchise history.

On Jan. 20 against Milwaukee, the Pistons tied their franchise record with 85 bench points, the most by any bench unit in the NBA this season. The bench scored 60+ points in three of four games from Jan. 15 - 22 and scored 68 against Atlanta on April 4, led by a 50-piece from Malachi Flynn.

**EVERY DAY I'M HUSTLIN':** See below where the Pistons rank among the league in a number of hustle categories:

## LOOSE BALLS RECOVERED

TEAM	PER GAME
Memphis	6.3
Dallas	6.0
Philadelphia	6.0
Phoenix	5.7
Golden State	5.7
Oklahoma City	5.6
<b>Detroit</b>	<b>5.6</b>
Chicago	5.5
Indiana	5.5

Jaden Ivey ranked 25th in the NBA with 61 loose balls recovered (0.8 per game)

## CONTESTED SHOTS

TEAM	PER GAME
Oklahoma City	47.4
<b>Detroit</b>	<b>46.7</b>
Boston	46.7
Golden State	45.4
Indiana	43.8
Houston	43.5

## PACE

TEAM	PACE
Washington	103.0
Indiana	102.1
San Antonio	101.8
L.A. Lakers	101.4
Atlanta	100.9
Milwaukee	100.8
Dallas	100.7
Oklahoma City	100.6
<b>Detroit</b>	<b>100.5</b>

Number of possessions per 48 minutes

## SCREEN ASSIST PTS

TEAM	PTS
Golden State	29.0
Sacramento	24.5
Charlotte	23.3
Dallas	22.6
Denver	22.1
Houston	22.0
Atlanta	21.8
Cleveland	21.8
<b>Detroit</b>	<b>21.2</b>

Average number of points scored directly off of a screen per game

## HIGHEST TEAM FT%, FRANCHISE HISTORY

YEAR	FT%	FTM	FTA
1984-85	.788	21.7	27.6
<b>2023-24</b>	<b>.785</b>	<b>17.0</b>	<b>21.7</b>
1985-86	.783	22.0	28.0
2021-22	.782	17.2	22.0

## BEST FREE THROW PERCENTAGE IN A MONTH FRANCHISE HISTORY (MIN. 9 GAMES)

DATES	FT%	FTM	FTA
<b>March, 2024</b>	<b>.843</b>	<b>18.8</b>	<b>22.3</b>
March, 1975	.837	23.3	27.8
April, 1985	.835	21.3	25.6
November, 1985	.834	25.1	30.1
November, 1973	.820	21.6	26.3

## BEST COMBINED REBOUND ADVANTAGE OVER SIX GAMES, FRANCHISE HISTORY

DATES	REB. MARGIN
<b>March 5-15, 2024</b>	<b>+78</b>
March 19-31, 1985	+78
Jan. 7-17, 2004	+77
Jan. 11-19, 2004	+76





**YOUTH MOVEMENT:** Detroit sported the second-youngest roster in the NBA after their moves at the All-Star break. With a primary starting lineup all under 23 years old prior to season-ending injuries to Ausar Thompson and Isaiah Stewart (see chart below), the Pistons ended the season with the youngest rotation in the league, weighted by minutes played. Taj Gibson (38 years old), Evan Fournier (31), Simone Fontecchio (28) and Chimezie Metu (27) are the only players over the age of 26.

## YOUNGEST ROSTERS, NBA 2023-24

TEAM	AVG. AGE, WEIGHTED BY MINUTES PLAYED
<b>Detroit Pistons</b>	<b>21.8</b>
Toronto Raptors	22.4
San Antonio Spurs	22.7
Portland Trail Blazers	23.1
Oklahoma City Thunder	23.4

Acquired in a draft-day deal after being selected 16th overall by Portland in 2020, **Isaiah Stewart** is the longest-tenured Piston on the roster (four seasons)

Data provided by Michael Marzec, [NBAage.com](https://www.nbaage.com)

**START 'EM YOUNG:** Prior to injuries, Detroit's starting lineup was comprised of five lottery picks under 23 years old, with an average age of 21.6 years old. When all five of **Cade Cunningham, Jaden Ivey, Ausar Thompson, Isaiah Stewart** and **Jalen Duren** started together for the first time on November 27, 2023, against Washington, it was just the 11th time in franchise history that all five Pistons starters were younger than 22 years, 190 days old. It was the third such unique lineup, joining Cunningham, Thompson, Stewart, Duren and Killian Hayes (eight times, 10/25 to 11/10/23) and Ivey, Hayes, Duren, R.J. Hampton and James Wiseman (twice, 4/7 to 4/9/23).

**HITTING THE LOTTERY:** The Pistons had 10 players formerly drafted in the lottery (first round, picks 1-14) suit up for them this season, the most in the NBA (Indiana, Sacramento, Toronto, nine). It is tied as the 22nd-most lottery picks to play for a team in NBA history and it is the eighth instance in the last 10 seasons (since 2013-14). See below the list of lottery picks that have donned a Pistons jersey this season (see table below).

**HITTING THE COURT:** The 2023-24 Pistons have seen 31 individual players take the court this season, two behind the 2023-24 Memphis Grizzlies for the most in a single season in NBA history. Taj Gibson became the franchise record-setting 28th player to take the court on March 18 in Boston, and Chimezie Metu and Buddy Boeheim entered the game on March 20 against Indiana to tie the then-record 30. Jaylen Nowell tied the previous record by becoming player No. 31 on April 5 in Memphis. The Pistons have had 57 different players appear in a game over the past three seasons.

## FORMER LOTTERY PICKS, PISTONS 2023-24

NAME	YEAR	PICK	TEAM
Ausar Thompson	2023	5	DET
Jaden Ivey	2022	5	DET
Jalen Duren	2022	13	CHA
Cade Cunningham	2021	1	DET
James Wiseman	2020	2	GSW
*Killian Hayes	2020	7	DET
*Marvin Bagley III	2018	2	SAC
*Kevin Knox II	2018	9	NYK
*Alec Burks	2011	12	UTA
*Danilo Gallinari	2008	6	NYK

\*No longer on Detroit's active roster







# RECORD BOOK ADDITIONS

## TEAM

### Fewest Victories: 14

Previous Record: 16, 1979-80

### Fewest Home Victories: 7

Previous Record: 9 (2022-23)

### Longest Losing Streak: 28, Oct. 30 - Dec. 28, 2023

Previous Record: 14, three times, most recently Nov. 19 - Dec. 18, 2021

### Longest Home Losing Streak: 14, Nov. 1 - Dec. 26, 2023

Previous Record: 12, most recently Nov. 9 - Dec. 18, 2014

### Points in First Quarter: 47 vs. SAC, Jan. 9, 2024

Previous Record: 46 (vs. CHI, March 23, 1969)

## INDIVIDUAL

### Points in a Half: 37, Cade Cunningham vs. BKN, Dec. 26

Previous Record: 31, three players, most recently Blake Griffin at OKC April 5, 2019

### Joined the 50-Point Club: Malachi Flynn, 50 points, April 3 at ATL

#### Complete List:

Player	Opponent/Date	PTS	FG	FTM
Jerry Stackhouse	at Chicago, April 3, 2001	57	21	11
Kelly Tripucka	vs. Chicago, January 29, 1983	56	18	20
Dave Bing	vs. Chicago, February 21, 1971	54	22	10
Richard Hamilton	at New York, December 27, 2006	51	19	12
George Yardley	vs. Syracuse, February 4, 1958	51	18	16
George Yardley	at Boston, January 15, 1958	51	17	17
Saddiq Bey	at Orlando, March 17, 2022	51	17	7
Blake Griffin	vs. Philadelphia, October 23, 2019	50	20	5
<b>Malachi Flynn</b>	<b>vs. Atlanta, April 3, 2024</b>	<b>50</b>	<b>18</b>	<b>9</b>



#35) BUDDY BOEHEIM  
G • 2ND SEASON IN THE NBA  
HT: 6'6" • WT: 195  
SYRACUSE/USA




#7) TROY BROWN JR.  
G/F • 6TH SEASON IN THE NBA  
HT: 6'6" • WT: 209  
OREGON/USA




#2) CADE CUNNINGHAM  
G • 3RD SEASON IN THE NBA  
HT: 6'6" • WT: 217  
OKLAHOMA STATE/USA



#0) JALEN DUREN  
C • 2ND SEASON IN THE NBA  
HT: 6'10" • WT: 250  
MEMPHIS/USA



#18) TOSAN EVBUOMWAN  
F • ROOKIE  
HT: 6'8" • WT: 219  
PRINCETON/UNITED KINGDOM




#14) MALACHI FLYNN  
G • 4TH SEASON IN THE NBA  
HT: 6'1" • WT: 185  
SAN DIEGO STATE/USA



#19) SIMONE FONTECCHIO  
F • 2ND SEASON IN THE NBA  
HT: 6'7" • WT: 200  
BASKONIA/ITALY



#31) EVAN FOURNIER  
G/F • 12TH SEASON IN THE NBA  
HT: 6'7" • WT: 213  
POITIERS BASKET 86/France



#67) TAJ GIBSON  
C • 15TH SEASON IN THE NBA  
HT: 6'9" • WT: 234  
USC/USA



#24) QUENTIN GRIMES  
G • 3RD SEASON IN THE NBA  
HT: 6'5" • WT: 207  
HOUSTON/USA



#23) JADEN IVEY  
G • 2ND SEASON IN THE NBA  
HT: 6'4" • WT: 195  
PURDUE/USA



#5) CHIMEZIE METU  
F/C • 6TH SEASON IN THE NBA  
HT: 6'9" • WT: 225  
USC/USA



#20) JAYLEN NOWELL  
G • 5TH SEASON IN THE NBA  
HT: 6'5" • WT: 208  
WASHINGTON/USA



#8) JARED RHODEN  
G • 2ND SEASON IN THE NBA  
HT: 6'6" • WT: 210  
SETON HALL/USA




#25) MARCUS SASSER  
G • ROOKIE  
HT: 6'2" • WT: 195  
HOUSTON/USA



#28) ISAIAH STEWART  
C • 4TH SEASON IN THE NBA  
HT: 6'9" • WT: 250  
WASHINGTON/USA



#9) AUSAR THOMPSON  
F • ROOKIE  
HT: 6'7" • WT: 215  
OVERTIME ELITE/USA



#17) STANLEY UMUDE  
G • 1ST SEASON IN THE NBA  
HT: 6'6" • WT: 210  
ARKANSAS/USA



#13) JAMES WISEMAN  
C • 4TH SEASON IN THE NBA  
HT: 7'0" • WT: 255  
MEMPHIS/USA



+ + + + + + + +  
+ + + + + + + +

# BUDDY BOEHEIM

2nd Season in the NBA  
2nd Season with the Pistons

**PRIOR:**  
Syracuse

**35 • GUARD**

**HEIGHT:** 6-6  
**WEIGHT:** 195  
**BIRTHDATE:** 11/11/99  
**COUNTRY:** USA  
**ACQUIRED:** FREE AGENCY



	GP	GS	PPG	RPG	APG	SPG	BPG	MPG	FG%	3FG%	FT%
2023-24	10	0	3.4	1.0	0.3	0.00	0.10	8.4	.310	.320	.800
Career	20	0	2.5	0.8	0.4	0.10	0.05	8.7	.250	.240	.833

	POINTS	REB	AST	BLK	STL	DBL-DBL	TPL-DBL
2023-24	10+	20+	30+	10+	10+	3+	3+
2023-24	1	--	--	--	--	--	--
Career	1	--	--	--	--	--	--

	2023-24 HIGHS	CAREER HIGHS
PTS	13 vs. NOP 3/24/24	13 vs. NOP 3/24/24
FGM	4 vs. NOP 3/24/24	4 vs. NOP 3/24/24
FGA	8 vs. NOP 3/24/24	8 vs. NOP 3/24/24
3FGM	3 vs. NOP 3/24/24	3 vs. NOP 3/24/24
3FGA	7 vs. NOP 3/24/24	7 2 times (vs. NOP, 3/24/24)
FTM	3 2 times (@ SAS, 4/14/24)	3 2 times (@ SAS, 4/14/24)
FTA	5 at SAS 4/14/24	5 at SAS 4/14/24
OREB	2 at SAS 4/14/24	2 2 times (@ SAS, 4/14/24)
DREB	3 2 times (@ NYK, 3/25/24)	3 2 times (@ NYK, 3/25/24)
TREB	3 2 times (@ NYK, 3/25/24)	3 2 times (@ NYK, 3/25/24)
ASTS	3 vs. NOP 3/24/24	3 vs. NOP 3/24/24
STLS	--	2 vs. IND 3/13/23
BLKS	1 at NYK 3/25/24	1 at NYK 3/25/24
MINS	22 vs. NOP 3/24/24	23 at WAS 3/14/23

Boeheim scored a career-high **13** points against New Orleans (3/22) while setting career-highs in 3-pointers (3) and minutes played (22).

He has played in 10 games in each of his first two seasons and shot .320 3PT% this season after a .160 3PT% in 2022-23.

**G LEAGUE RECAP:** Averaged 15.4 points, 3.4 rebounds, 1.5 assists and 0.8 steals on .444 FG% and .416 3PT% across 46 total games for the Motor City Cruise this season...Shooting .427 3PT% in the G League regular season and ranks second in the G with 111 3-point field goals.

Boeheim became the fourth Cruise player with 40+ points in a game on March 18 and has averaged 23.6 points, 4.8 rebounds and 2.2 assists on .387 3PT% (24-of-62) over his last five G League contests (see table below). He made at least three 3-pointers in each of his previous 10 G League games.

**Buddy Boeheim recent G League Games:**

DATE	PTS	REB	AST	FG	FG%	3P	3PT%
3/18	40	3	1	15-30	.500	5-14	.357
3/16	31	7	3	9-22	.409	6-18	.333
3/15	15	6	2	5-16	.313	5-12	.417
3/9	14	4	2	4-11	.364	4-10	.400
3/5	18	4	3	6-11	.545	4-8	.500

**CAREER HIGHLIGHTS:** Appeared in 10 games for the Pistons last season and averaged 1.6 points, 0.6 rebounds and 0.4 assists in 9.9 minutes per game... Boeheim scored a season-high eight points with a season-high two rebounds and two assists at WAS (3/14)...Appeared in 35 games for the Motor City Cruise and averaged 10.9 points (.374 3PT%), 3.1 rebounds, 1.2 assists and 0.7 steals in 25.1 minutes per game.

Collegiate Career: Earned First-Team All-ACC honors as a senior as Syracuse, where he was a four-year player (2018-22)...Selected to the preseason All-ACC First Team...Named to the preseason Jerry West Shooting Guard Award watch list and to the preseason watch lists for the NABC Player of the Year, the Naismith Trophy and the Wooden Award...Finished with 1765 points in 121 career games, 13th most in Syracuse Orange history.





**BUDDY BOEHEIM - NBA REGULAR SEASON STATISTICS**

SEASON	TEAM	GP	GS	MIN	FG	FGA	FG%	3PM	3PA	3P%	FT	FTA	FT%	OR	DR	TOT	A	ST	TO	BS	PTS	PPG
2022-23	DET	10	0	90	5	27	.185	4	25	.160	2	2	1.000	2	4	6	4	2	0	0	16	1.6
2023-24	DET	10	0	84	9	29	.310	8	25	.320	8	10	.800	3	7	10	3	0	0	1	34	3.4
<b>TOTALS</b>		<b>20</b>	<b>0</b>	<b>174</b>	<b>14</b>	<b>56</b>	<b>.250</b>	<b>12</b>	<b>50</b>	<b>.240</b>	<b>10</b>	<b>12</b>	<b>.833</b>	<b>5</b>	<b>11</b>	<b>16</b>	<b>7</b>	<b>2</b>	<b>0</b>	<b>1</b>	<b>50</b>	<b>2.5</b>
<b>AVERAGE</b>		<b>--</b>	<b>--</b>	<b>8.7</b>	<b>0.7</b>	<b>2.8</b>	<b>--</b>	<b>0.6</b>	<b>2.5</b>	<b>--</b>	<b>0.5</b>	<b>0.6</b>	<b>--</b>	<b>0.2</b>	<b>0.6</b>	<b>0.8</b>	<b>0.3</b>	<b>0.1</b>	<b>0.0</b>	<b>0.1</b>	<b>2.5</b>	<b>--</b>

	REG CAREER HIGHS	2022-23 REG HIGHS	2023-24 REG HIGHS
PTS	13 vs. NOP 3/24/24	8 at WAS 3/14/23	13 vs. NOP 3/24/24
FGM	4 vs. NOP 3/24/24	2 at WAS 3/14/23	4 vs. NOP 3/24/24
FGA	8 vs. NOP 3/24/24	7 2 times (@ WAS, 3/14/23)	8 vs. NOP 3/24/24
3FGM	3 vs. NOP 3/24/24	2 at WAS 3/14/23	3 vs. NOP 3/24/24
3FGA	7 2 times (vs. NOP, 3/24/24)	3FGA 7 vs. IND 3/13/23	7 vs. NOP 3/24/24
FTM	3 2 times (@ SAS, 4/14/24)	2 at WAS 3/14/23	3 2 times (@ SAS, 4/14/24)
FTA	5 at SAS 4/14/24	2 at WAS 3/14/23	5 at SAS 4/14/24
OREB	2 2 times (@ SAS, 4/14/24)	2 at WAS 3/14/23	2 at SAS 4/14/24
DREB	3 2 times (@ NYK, 3/25/24)	1 4 times (@ CHI, 4/9/23)	3 2 times (@ NYK, 3/25/24)
TREB	3 2 times (@ NYK, 3/25/24)	2 at WAS 3/14/23	3 2 times (@ NYK, 3/25/24)
ASTS	3 vs. NOP 3/24/24	2 at WAS 3/14/23	3 vs. NOP 3/24/24
STLS	2 vs. IND 3/13/23	2 vs. IND 3/13/23	--
BLKS	1 at NYK 3/25/24	--	1 at NYK 3/25/24
MINS	23 at WAS 3/14/23	23 at WAS 3/14/23	22 vs. NOP 3/24/24

**2023-24 GAME-BY-GAME REGULAR SEASON STATISTICS ( DET )**

DATE	OPP	P/S	MIN	FG	FGA	FG%	3PM	3PA	3P%	FT	FTA	FT%	OR	DR	TOT	A	ST	BS	TO	PF	+/-	PTS	W/L	SCORE	
02/24/24	ORL																						L	109-112	
02/26/24	at NYK																						L	111-113	
02/27/24	at CHI																						W	105-95	
03/01/24	CLE																						L	100-110	
03/03/24	at ORL																						L	91-113	
03/05/24	at MIA																						L	110-118	
03/07/24	BKN																						W	118-112	
03/09/24	DAL																						L	124-142	
03/11/24	CHA																						W	114-97	
03/13/24	TOR																						W	113-104	
03/15/24	MIA																						L	95-108	
03/17/24	MIA																						L	101-104	
03/18/24	at BOS																						L	94-119	
03/20/24	IND	P	3:21	1	3	.333	1	2	.500	3	3	1.000	1	0	1	0	0	0	0	0	7	6	L	103-122	
03/22/24	BOS	P	2:48	0	1	.000	0	1	.000	0	0	.000	0	0	0	0	0	0	0	0	-6	0	L	102-129	
03/24/24	NOP	P	22:20	4	8	.500	3	7	.429	2	2	1.000	0	3	3	3	0	0	0	1	3	13	L	101-114	
03/25/24	at NYK	P	18:27	2	6	.333	2	6	.333	0	0	.000	0	3	3	0	0	1	0	2	9	6	L	99-124	
03/27/24	at MIN	P	2:10	0	2	.000	0	1	.000	0	0	.000	0	1	1	0	0	0	0	0	2	0	L	91-106	
03/29/24	at WAS																						W	96-87	
04/01/24	MEM																						L	108-110	
04/03/24	at ATL																						L	113-121	
04/05/24	at MEM	P	7:12	0	3	.000	0	2	.000	0	0	.000	0	0	0	0	0	0	0	0	6	0	L	90-108	
04/06/24	at BKN	P	9:52	1	2	.500	1	2	.500	0	0	.000	0	0	0	0	0	0	0	0	1	-2	3	L	103-113
04/09/24	at PHI	P	3:25	0	1	.000	0	1	.000	0	0	.000	0	0	0	0	0	0	0	0	3	0	L	102-120	
04/11/24	CHI	P	2:19	1	1	1.000	1	1	1.000	0	0	.000	0	0	0	0	0	0	0	0	3	3	L	105-127	
04/12/24	at DAL																						W	107-89	
04/14/24	at SAS	P	12:07	0	2	.000	0	2	.000	3	5	.600	2	0	2	0	0	0	0	1	-4	3	L	95-123	
<b>2023</b>	<b>TTL</b>	<b>10-0</b>	<b>80</b>	<b>9</b>	<b>29</b>	<b>.310</b>	<b>8</b>	<b>25</b>	<b>.320</b>	<b>8</b>	<b>10</b>	<b>.800</b>	<b>3</b>	<b>7</b>	<b>10</b>	<b>3</b>	<b>0</b>	<b>1</b>	<b>0</b>	<b>5</b>	<b>21</b>	<b>34</b>	<b>6-21</b>		
<b>2023</b>	<b>AVG</b>	<b>--</b>	<b>8.0</b>	<b>0.9</b>	<b>2.9</b>	<b>--</b>	<b>0.8</b>	<b>2.5</b>	<b>--</b>	<b>0.8</b>	<b>1.0</b>	<b>--</b>	<b>0.3</b>	<b>0.7</b>	<b>1.0</b>	<b>0.3</b>	<b>0.0</b>	<b>0.1</b>	<b>0.0</b>	<b>0.5</b>	<b>2.1</b>	<b>3.4</b>	<b>--</b>	<b>--</b>	







7 • GUARD/FORWARD

# TROY BROWN JR.

6th Season in the NBA  
1st Season with the Pistons

**PRIOR:**  
Oregon

**HEIGHT:** 6-6  
**WEIGHT:** 209  
**BIRTHDATE:** 07/28/99  
**COUNTRY:** USA  
**ACQUIRED:** ACQUIRED VIA TRADE ON 2/7/24



	GP	GS	PPG	RPG	APG	SPG	BPG	MPG	FG%	3FG%	FT%
2023-24	59	15	4.2	2.4	1.0	0.41	0.05	14.0	.372	.333	.865
Career	356	99	6.2	3.6	1.4	0.66	0.12	19.0	.423	.351	.783

	POINTS			REB			AST			BLK			STL		
	10+	20+	30+	10+	10+	3+	3+	3+	3+	3+	3+	3+	3+	3+	3+
2023-24	5	1	--	--	--	--	--	--	--	--	--	--	--	--	--
Career	76	8	--	12	--	--	--	17	9	--	--	--	--	--	--

**RECENT GAMES**

OPPONENT	W/L	MIN	FG-A	3P-A	FT-A	OR	DR	TR	A	PF	ST	TO	BS	PTS
4/14 at SAS	L	11:10	0-3	0-0	0-0	0	3	3	1	0	1	0	1	0
4/12 at DAL	W	25:31	3-10	0-4	0-0	0	5	5	2	0	2	1	0	6
4/11 vs. CHI	L	35:34	1-6	0-3	2-2	1	3	4	3	2	1	1	0	4
4/9 at PHI	L	22:35	0-2	0-1	0-0	1	2	3	0	1	2	0	0	0
4/6 at BKN	L	34:21	5-12	5-8	0-0	1	1	2	0	2	1	1	0	15

	2023-24 HIGHS	CAREER HIGHS
PTS	20 at MEM 12/8/23	26 at NYK 12/23/19
FGM	8 at MEM 12/8/23	10 vs. DEN 1/4/20
FGA	12 at BKN 4/6/24	18 vs. NYK 12/28/19
3FGM	5 at BKN 4/6/24	5 2 times (@ BKN, 4/6/24)
3FGA	8 2 times (@ BKN, 4/6/24)	10 vs. MEM 1/20/23
FTM	4 4 times (vs. NOP, 3/24/24)	6 3 times (vs. NOP, 11/2/22)
FTA	6 vs. OKC 11/28/23	7 3 times (@ ORL, 1/8/20)
OREB	3 vs. SAC 11/24/23	7 at BKN 1/30/23
DREB	6 2 times (vs. NOP, 3/24/24)	12 vs. DEN 1/4/20
TREB	7 2 times (@ MEM, 4/5/24)	17 at BKN 1/30/23
ASTS	4 2 times (vs. IND, 12/16/23)	8 2 times (vs. IND, 8/3/20)
STLS	2 5 times (@ DAL, 4/12/24)	6 vs. DET 1/11/22
BLKS	1 3 times (@ SAS, 4/14/24)	2 4 times (vs. CHI, 3/26/23)
MINS	36 vs. CHI 4/11/24	42 at DEN 3/31/19

Brown Jr. started 12 of the final 13 games for Detroit and averaged 4.9 points, 4.2 rebounds and 1.3 assists in 23.2 minutes as a starter.

He averaged 4.2 points, 3.3 rebounds and 1.1 assists as a Piston.

**NEW FACES:** Brown Jr. was acquired from Minnesota on February 8 along with Shake Milton and a 2030 second round pick for Monte Morris.

**PRIOR TO THE PISTONS:** Recorded his eighth career 20-point game on Dec. 8 against Memphis on 8-of-10 shooting and 4-of-6 from behind the line.... Nailed multiple 3-pointers eight times...Had 10 points with seven rebounds against Sacramento on Nov. 24...Scored 17 points on 5-6 FG, 3-4 3FG, 4-6 FT on Nov. 28 against Oklahoma City.

**PERSONAL:** Played one season at University of Oregon in 2017-18, averaging 11.3 points and 6.2 rebounds, starting all 35 games...Son of Lynn and Troy Brown Sr...His mother ran track and father played basketball at Texas A&M University-Kingsville... Both parents are also State of Nevada corrections officers...His sister Jada played basketball at Kansas (graduated in 2017)...Named to the 2017 McDonald's All-America team and played in the McDonald's All-America Game, where he scored 12 points with 7 rebounds...Named First Team All-Nevada by USA Today (2016)... All-American honorable mention both his sophomore and junior years... Three-time All-State first team...One of 18 players on the 2016 USA Basketball Men's U17 World Championship Team...Selected to play in the 2017 Jordan Brand Classic...One of 12 players chosen to play in the 2017 Nike Hoop Summit hosted by USA basketball







### TROY BROWN JR. - NBA REGULAR SEASON STATISTICS

SEASON	TEAM	GP	GS	MIN	FG	FGA	FG%	3PM	3PA	3P%	FT	FTA	FT%	OR	DR	TOT	A	ST	TO	BS	PTS	PPG
2018-19	WAS	52	10	730	97	234	.415	22	69	.319	32	47	.681	35	110	145	80	21	30	5	248	4.8
2019-20	WAS	69	22	1,782	273	622	.439	61	179	.341	109	139	.784	76	307	383	178	85	79	7	716	10.4
2020-21	WAS	21	0	287	33	89	.371	14	46	.304	10	15	.667	11	50	61	19	3	16	4	90	4.3
Went from WAS to CHI.																						
2020-21	CHI	13	0	237	29	55	.527	8	24	.333	5	6	.833	9	35	44	10	7	5	2	71	5.5
2020-21	TOT	34	0	522	62	144	.431	22	70	.314	15	21	.714	20	85	105	29	10	21	6	161	4.7
2021-22	CHI	66	7	1,055	108	258	.419	47	133	.353	20	26	.769	39	164	203	66	36	26	5	283	4.3
2022-23	LAL	76	45	1,860	200	465	.430	107	281	.381	34	39	.872	62	246	308	95	59	49	16	541	7.1
2023-24	MIN	37	3	410	52	118	.441	31	84	.369	19	22	.864	14	58	72	35	8	18	2	154	4.2
Went from MIN to DET.																						
2023-24	DET	22	12	417	32	108	.296	16	57	.281	13	15	.867	11	61	72	25	16	12	1	93	4.2
2023-24	TOT	59	15	825	84	226	.372	47	141	.333	32	37	.865	25	119	144	60	24	30	3	247	4.2
<b>TOTALS</b>		<b>356</b>	<b>99</b>	<b>6,770</b>	<b>824</b>	<b>1,949</b>	<b>.423</b>	<b>306</b>	<b>873</b>	<b>.351</b>	<b>242</b>	<b>309</b>	<b>.783</b>	<b>257</b>	<b>1,031</b>	<b>1,288</b>	<b>508</b>	<b>235</b>	<b>235</b>	<b>42</b>	<b>2,196</b>	<b>6.2</b>
<b>AVERAGE</b>		<b>--</b>	<b>--</b>	<b>19.0</b>	<b>2.3</b>	<b>5.5</b>	<b>--</b>	<b>0.9</b>	<b>2.5</b>	<b>--</b>	<b>0.7</b>	<b>0.9</b>	<b>--</b>	<b>0.7</b>	<b>2.9</b>	<b>3.6</b>	<b>1.4</b>	<b>0.7</b>	<b>0.7</b>	<b>0.1</b>	<b>6.2</b>	<b>--</b>

REG CAREER HIGHS		2018-19 REG HIGHS		2019-20 REG HIGHS		2020-21 REG HIGHS		2021-22 REG HIGHS	
PTS	26 at NYK 12/23/19	PTS	24 at DEN 3/31/19	PTS	26 at NYK 12/23/19	PTS	15 at MIN 4/11/21	PTS	17 at MIN 4/10/22
FGM	10 vs. DEN 1/4/20	FGM	9 at DEN 3/31/19	FGM	10 vs. DEN 1/4/20	FGM	6 at MIN 4/11/21	FGM	7 at MIN 4/10/22
FGA	18 vs. NYK 12/28/19	FGA	16 at DEN 3/31/19	FGA	18 vs. NYK 12/28/19	FGA	9 at MIA 2/3/21	FGA	13 at MIN 4/10/22
3FGM	5 2 times (@ BKN, 4/6/24)	3FGM	5 at DEN 3/31/19	3FGM	3 2 times (@ NOP, 8/7/20)	3FGM	3 at MIN 4/11/21	3FGM	3 at ATL 3/3/22
3FGA	10 vs. MEM 1/20/23	3FGA	7 at DEN 3/31/19	3FGA	7 at OKC 8/9/20	3FGA	5 2 times (vs. NYK, 2/12/21)	3FGA	6 at MIN 4/10/22
FTM	6 3 times (vs. NOP, 11/2/22)	FTM	3 2 times (vs. MIA, 3/23/19)	FTM	6 2 times (@ NYK, 12/23/19)	FTM	3 at MEM 3/10/21	FTM	4 at MEM 1/17/22
FTA	7 3 times (@ ORL, 1/8/20)	FTA	5 at CLE 1/29/19	FTA	7 3 times (@ ORL, 1/8/20)	FTA	3 at MEM 3/10/21	FTA	4 2 times (@ MEM, 1/17/22)
OREB	7 at BKN 1/30/23	OREB	4 2 times (vs. MIA, 3/23/19)	OREB	5 vs. CLE 11/8/19	OREB	3 vs. BKN 4/4/21	OREB	3 vs. OKC 2/12/22
DREB	12 vs. DEN 1/4/20	DREB	7 2 times (@ CHI, 3/20/19)	DREB	12 vs. DEN 1/4/20	DREB	8 at MEM 4/12/21	DREB	9 at MIN 4/10/22
TREB	17 at BKN 1/30/23	TREB	10 at CHI 3/20/19	TREB	14 vs. DEN 1/4/20	TREB	8 at MEM 4/12/21	TREB	11 2 times (@ MIN, 4/10/22)
ASTS	8 2 times (vs. IND, 8/3/20)	ASTS	5 3 times (@ NYK, 4/7/19)	ASTS	8 2 times (vs. IND, 8/3/20)	ASTS	3 3 times (@ SAS, 3/27/21)	ASTS	6 vs. ATL 12/29/21
STLS	6 vs. DET 1/11/22	STLS	3 vs. LAL 12/16/18	STLS	5 vs. CHI 2/11/20	STLS	3 at GSW 3/29/21	STLS	6 vs. DET 1/11/22
BLKS	2 4 times (vs. CHI, 3/26/23)	BLKS	1 5 times (vs. SAS, 4/5/19)	BLKS	1 7 times (@ BOS, 8/13/20)	BLKS	2 at MEM 3/10/21	BLKS	1 5 times (@ MIL, 3/22/22)
MINS	42 at DEN 3/31/19	MINS	42 at DEN 3/31/19	MINS	38 at NOP 8/7/20	MINS	28 vs. BKN 4/4/21	MINS	40 at MIN 4/10/22

2022-23 REG HIGHS		2023-24 REG HIGHS	
PTS	19 at OKC 3/1/23	PTS	20 at MEM 12/8/23
FGM	7 2 times (vs. CHI, 3/26/23)	FGM	8 at MEM 12/8/23
FGA	13 vs. CHI 3/26/23	FGA	12 at BKN 4/6/24
3FGM	4 7 times (vs. CHI, 3/26/23)	3FGM	5 at BKN 4/6/24
3FGA	10 vs. MEM 1/20/23	3FGA	8 2 times (@ BKN, 4/6/24)
FTM	6 vs. NOP 11/2/22	FTM	4 4 times (vs. NOP, 3/24/24)
FTA	6 vs. NOP 11/2/22	FTA	6 vs. OKC 11/28/23
OREB	7 at BKN 1/30/23	OREB	3 vs. SAC 11/24/23
DREB	10 at BKN 1/30/23	DREB	6 2 times (vs. NOP, 3/24/24)
TREB	17 at BKN 1/30/23	TREB	7 2 times (@ MEM, 4/5/24)
ASTS	5 at NOP 3/14/23	ASTS	4 2 times (vs. IND, 12/16/23)
STLS	3 3 times (vs. MIN, 3/3/23)	STLS	2 5 times (@ DAL, 4/12/24)
BLKS	2 3 times (vs. CHI, 3/26/23)	BLKS	1 3 times (@ SAS, 4/14/24)
MINS	41 vs. GSW 3/5/23	MINS	36 vs. CHI 4/11/24





2023-24 GAME-BY-GAME REGULAR SEASON STATISTICS ( MIN / DET )

DATE	OPP	P/S	MIN	FG	FGA	FG%	3PM	3PA	3P%	FT	FTA	FT%	OR	DR	TOT	A	ST	BS	TO	PF	+/-	PTS	W/L	SCORE	
10/25/23	at TOR	P	5:15	0	0	.000	0	0	.000	0	0	.000	0	1	1	0	0	0	0	0	0	1	0	L	94-97
10/28/23	MIA	P	14:30	0	2	.000	0	2	.000	0	0	.000	0	2	2	1	1	0	2	1	-5	0	W	106-90	
10/30/23	at ATL																						L	113-127	
11/01/23	DEN	P	5:13	0	1	.000	0	1	.000	4	4	1.000	0	4	4	1	0	0	1	0	0	4	W	110-89	
11/04/23	UTA	P	3:35	1	1	1.000	0	0	.000	0	0	.000	0	2	2	0	0	0	0	0	0	5	2	W	123-95
11/06/23	BOS																						W	114-109 (OT)	
11/08/23	NOP	P	4:54	2	5	.400	0	1	.000	0	0	.000	1	0	1	0	0	0	0	0	0	-6	4	W	122-101
11/10/23	at SAS																						W	117-110	
11/12/23	at GSW	P	1:03	0	0	.000	0	0	.000	2	2	1.000	0	0	0	0	0	0	0	0	0	-4	2	W	116-110
11/14/23	at GSW	P	9:43	0	1	.000	0	1	.000	0	0	.000	1	1	2	1	1	0	0	0	0	-1	0	W	104-101
11/15/23	at PHX	P	13:49	0	3	.000	0	2	.000	4	4	1.000	1	3	4	1	1	0	0	1	6	4	L	115-133	
11/18/23	at NOP																						W	121-120	
11/20/23	NYK	P	16:34	1	5	.200	1	3	.333	2	2	1.000	1	4	5	2	0	0	0	2	2	5	W	117-100	
11/22/23	PHI	P	7:15	0	1	.000	0	0	.000	0	0	.000	1	0	1	0	0	0	0	0	-6	0	W	112-99	
11/24/23	SAC	P	25:11	4	8	.500	1	5	.200	1	2	.500	3	4	7	0	0	1	0	1	9	10	L	111-124	
11/26/23	MEM	P	17:48	2	4	.500	2	4	.500	0	0	.000	2	2	4	1	0	0	1	1	5	6	W	119-97	
11/28/23	OKC	P	21:00	5	6	.833	3	4	.750	4	6	.667	0	3	3	0	0	0	1	2	1	17	W	106-103	
11/30/23	UTA	S	28:59	3	6	.500	2	3	.667	0	0	.000	0	3	3	2	1	0	1	0	20	8	W	101-90	
12/02/23	at CHA	S	31:34	3	7	.429	3	6	.500	0	0	.000	1	2	3	1	1	0	1	4	15	9	W	123-117	
12/06/23	SAS	P	25:17	3	9	.333	2	8	.250	0	0	.000	0	1	1	2	0	1	1	1	7	8	W	102-94	
12/08/23	MEM	P	30:06	8	10	.800	4	6	.667	0	0	.000	1	3	4	4	1	0	1	2	18	20	W	127-103	
12/11/23	at NOP	S	27:18	2	9	.222	1	7	.143	0	0	.000	0	6	6	2	0	0	0	1	-15	5	L	107-121	
12/14/23	at DAL	P	14:34	2	4	.500	1	3	.333	0	0	.000	0	1	1	1	0	0	0	0	-2	5	W	119-101	
12/16/23	IND	P	16:10	4	6	.667	3	5	.600	0	0	.000	0	1	1	4	0	0	1	1	5	11	W	127-109	
12/18/23	at MIA	P	4:54	1	1	1.000	1	1	1.000	0	0	.000	0	1	1	1	0	0	1	0	-8	3	W	112-108	
12/20/23	at PHI	P	9:44	2	4	.500	1	2	.500	0	0	.000	1	1	2	1	0	0	3	0	-11	5	L	113-127	
12/21/23	LAL	P	5:56	0	1	.000	0	1	.000	2	2	1.000	0	1	1	0	0	0	0	2	3	2	W	118-111	
12/23/23	at SAC	P	3:19	0	0	.000	0	0	.000	0	0	.000	0	1	1	0	0	0	0	3	-3	0	W	110-98	
12/26/23	at OKC	P	2:02	0	1	.000	0	1	.000	0	0	.000	0	0	0	1	0	0	0	0	-4	0	L	106-129	
12/28/23	DAL	P	6:16	1	1	1.000	0	0	.000	0	0	.000	0	0	0	0	1	0	0	0	-5	2	W	118-110	
12/30/23	LAL	P	8:23	1	3	.333	1	2	.500	0	0	.000	0	3	3	0	1	0	0	0	2	3	W	108-106	
01/01/24	at NYK	P	5:39	0	0	.000	0	0	.000	0	0	.000	0	1	1	0	0	0	1	1	-15	0	L	106-112	
01/03/24	NOP	P	3:14	1	2	.500	1	2	.500	0	0	.000	0	0	0	1	0	0	0	0	8	3	L	106-117	
01/05/24	at HOU	P	3:28	1	2	.500	1	2	.500	0	0	.000	0	1	1	1	0	0	0	0	0	3	W	122-95	
01/07/24	at DAL																						L	108-115	
01/09/24	at ORL	P	2:27	0	2	.000	0	2	.000	0	0	.000	0	1	1	1	0	0	0	0	-2	0	W	113-92	
01/10/24	at BOS	P	7:46	1	3	.333	0	2	.000	0	0	.000	0	1	1	1	0	0	0	0	-7	2	L	120-127 (OT)	
01/12/24	POR	P	9:17	2	5	.400	2	5	.400	0	0	.000	1	1	2	3	0	0	3	1	-10	6	W	116-93	
01/14/24	LAC																						W	109-105	
01/17/24	at DET	P	1:07	0	0	.000	0	0	.000	0	0	.000	0	0	0	0	0	0	0	0	-5	0	W	124-117	
01/18/24	MEM																						W	118-103	
01/20/24	OKC																						L	97-102	
01/22/24	CHA																						L	125-128	
01/24/24	at WAS																						W	118-107	
01/25/24	at BKN																						W	96-94	
01/27/24	at SAS																						L	112-113	
01/29/24	at OKC	P	6:10	0	1	.000	0	1	.000	0	0	.000	0	0	0	0	0	0	0	1	3	0	W	107-101	
01/31/24	DAL	P	6:03	2	4	.500	1	2	.500	0	0	.000	0	2	2	2	0	0	0	0	7	5	W	121-87	
02/02/24	ORL																						L	106-108	
02/04/24	HOU	P	4:16	0	0	.000	0	0	.000	0	0	.000	0	1	1	0	0	0	0	1	-7	0	W	111-90	
02/06/24	at CHI																						L	123-129 (OT)	
02/08/24	at MIL																						W	129-105	
02/10/24	at LAC	P	19:27	2	5	.400	2	5	.400	2	2	1.000	0	2	2	2	0	0	0	1	-8	8	L	106-112	
02/13/24	at LAL	P	17:17	3	7	.429	1	3	.333	0	0	.000	1	3	4	2	0	0	0	1	-3	7	L	111-125	
02/14/24	at PHX	P	11:42	2	4	.500	1	2	.500	0	0	.000	0	5	5	0	1	0	1	1	-8	5	L	100-116	
02/22/24	at IND	P	12:50	1	4	.250	0	2	.000	0	0	.000	0	2	2	2	0	0	1	1	-11	2	L	115-129	
02/24/24	ORL	P	12:57	1	4	.250	1	3	.333	0	0	.000	1	2	3	0	0	0	1	1	-6	3	L	109-112	
02/26/24	at NYK																						L	111-113	
02/27/24	at CHI																						W	105-95	
03/01/24	CLE																						L	100-110	
03/03/24	at ORL	P	8:32	0	1	.000	0	0	.000	0	0	.000	0	0	0	0	0	0	0	0	-5	0	L	91-113	
03/05/24	at MIA																						L	110-118	
03/07/24	BKN																						W	118-112	
03/09/24	DAL	P	2:18	0	0	.000	0	0																	

2023-24 POSTSEASON NOTES



03/20/24	IND	P	14:44	1	3	.333	0	1	.000	0	0	.000	1	0	1	1	0	0	0	0	4	2	L	103-122
03/22/24	BOS	S	20:47	3	7	.429	2	6	.333	0	0	.000	0	3	3	2	0	0	0	1	-8	8	L	102-129
03/24/24	NOP	S	20:01	1	8	.125	0	4	.000	4	5	.800	0	6	6	2	0	0	2	1	-4	6	L	101-114
03/25/24	at NYK	S	24:51	1	6	.167	1	3	.333	2	2	1.000	1	5	6	0	0	0	1	1	-20	5	L	99-124
03/27/24	at MIN	P	30:21	2	8	.250	1	4	.250	0	0	.000	1	2	3	2	2	0	1	0	-10	5	L	91-106
03/29/24	at WAS	S	18:53	1	4	.250	1	2	.500	1	2	.500	0	2	2	0	1	0	1	1	2	4	W	96-87
04/01/24	MEM	S	18:17	0	2	.000	0	0	.000	0	0	.000	0	4	4	0	2	0	0	0	2	0	L	108-110
04/03/24	at ATL	S	24:18	2	4	.500	0	2	.000	2	2	1.000	1	4	5	2	1	0	0	1	-23	6	L	113-121
04/05/24	at MEM	S	22:36	2	6	.333	1	3	.333	0	0	.000	2	5	7	3	2	0	1	1	5	5	L	90-108
04/06/24	at BKN	S	34:21	5	12	.417	5	8	.625	0	0	.000	1	1	2	0	1	0	1	2	-8	15	L	103-113
04/09/24	at PHI	S	22:35	0	2	.000	0	1	.000	0	0	.000	1	2	3	0	2	0	0	1	-7	0	L	102-120
04/11/24	CHI	S	35:34	1	6	.167	0	3	.000	2	2	1.000	1	3	4	3	1	0	1	2	-9	4	L	105-127
04/12/24	at DAL	S	25:31	3	10	.300	0	4	.000	0	0	.000	0	5	5	2	2	0	1	0	3	6	W	107-89
04/14/24	at SAS	S	11:10	0	3	.000	0	0	.000	0	0	.000	0	3	3	1	1	1	0	0	-9	0	L	95-123
2023	TTL	59-15	799	84	226	.372	47	141	.333	32	37	.865	25	119	144	60	24	3	30	42	-127	247	42-41	
2023	AVG	--	13.5	1.4	3.8	--	0.8	2.4	--	0.5	0.6	--	0.4	2.0	2.4	1.0	0.4	0.1	0.5	0.7	-2.2	4.2	--	





2 • GUARD

# CADE CUNNINGHAM

3rd Season in the NBA  
3rd Season with the Pistons

**PRIOR:**  
Oklahoma State

**HEIGHT:** 6-6  
**WEIGHT:** 217  
**BIRTHDATE:** 09/25/01  
**COUNTRY:** USA  
**ACQUIRED:** 1ST OVERALL IN 2021



	GP	GS	PPG	RPG	APG	SPG	BPG	MPG	FG%	3FG%	FT%
2023-24	62	62	22.7	4.3	7.5	0.90	0.35	33.5	.449	.355	.869
Career	138	138	20.0	5.0	6.5	1.04	0.52	33.1	.432	.329	.858

	POINTS	REB	AST	BLK	STL	DBL-DBL	TPL-DBL
2023-24	57	42	18	--	16	14	--
Career	120	73	21	8	24	27	2

**RECENT GAMES**

OPPONENT	W/L	MIN	FG-A	3P-A	FT-A	OR	DR	TR	A	PF	ST	TO	BS	PTS
4/14 at SAS	L							DNP - Injury						
4/12 at DAL	W							DND - Injury						
4/11 vs. CHI	L							DNP - Injury						
4/9 at PHI	L							DND - Injury						
4/6 at BKN	L							DND - Injury						

**Injury List** — Missed 8 games due to Left Knee; Strain (1/9 through 1/24/24); Missed 9 games due to Left Knee; Injury Management (1/28; 2/7; 3/18; 3/24 through 3/25/24; 4/3 through 4/9/24); Missed 3 games due to Left Knee; Tendinopathy (4/11 through 4/14/24)

	2023-24 HIGHS	CAREER HIGHS
PTS	43 at ATL 12/18/23	43 at ATL 12/18/23
FGM	16 at ATL 12/18/23	16 at ATL 12/18/23
FGA	33 at WAS 3/29/24	33 at WAS 3/29/24
3FGM	5 2 times (@ NYK, 2/26/24)	6 2 times (vs. DEN, 1/25/22)
3FGA	10 vs. CHA 3/11/24	11 3 times (@ BKN, 3/29/22)
FTM	11 vs. DEN 11/20/23	11 vs. DEN 11/20/23
FTA	12 vs. PHI 12/13/23	12 vs. PHI 12/13/23
OREB	3 2 times (vs. MIA, 3/15/24)	5 vs. CLE 1/30/22
DREB	8 2 times (vs. BKN, 12/26/23)	11 vs. LAL 11/21/21
TREB	9 2 times (vs. DAL, 3/9/24)	12 2 times (@ TOR, 3/3/22)
ASTS	13 at UTA 1/3/24	13 at UTA 1/3/24
STLS	3 4 times (@ BOS, 12/28/23)	4 2 times (vs. PHI, 3/31/22)
BLKS	2 3 times (@ NYK, 2/26/24)	4 vs. DEN 1/25/22
MINS	44 at ATL 12/18/23	44 at ATL 12/18/23

Cade Cunningham ranked **21st** in the NBA with **22.7** points and **8th** with **7.5** assists per game, the most AST by a Piston since 2013-14 (B. Jennings) and the 18th-most in franchise history.

**30-BURGERS:** Detroit's leading scorer, Cunningham scored 30+ points in five of six games from December 26 to January 5. He averaged 28.3 points, 4.8 rebounds, 8.7 assists, 1.0 steals and 0.8 blocks while shooting .525 FG% in 37.0 minutes per game in that span.

Cunningham reached 30 points four times in 10 games after the All-Star break, averaging 25.4 points, 7.9 assists, 5.1 rebounds and 0.5 steals on .481 FG%, .438 3PT% and .913 FT% in that span. He joined Isiah Thomas (nine times), Dave Bing (four times) and Grant Hill (once) as the only players in franchise history to average at least 25 points, seven assists and five rebounds over any 10-game span, and had the highest 3PT% of the group.

**He joined Dave Bing (three times) and Isiah Thomas (once) as the only players in franchise history to average at least 22.0 PTS and 7.0 AST in a single season. All three players did it for the first time within their first three professional seasons.**

**ELITE COMPANY:** See below a list of Cade's top performances from the season:

- November 8, 2023 vs MIL:** Scored 33 points with eight rebounds and eight assists for his third career 33-8-8 performance. Joined Grant Hill (five times), Dave Bing (five times), Isiah Thomas (three times) and Bob Lanier (twice) as the only players in franchise history to reach such minimums in a game multiple times.
- December 18, 2023 at ATL:** Scored a career-high 43 points with five rebounds, seven assists, three steals and one block. Joined Isiah Thomas (12/13/83 vs DEN) as the only players in franchise history with such minimums in a game. First 40-point game for the franchise since Jerami Grant (3/19/2022).
- December 26, 2023 vs BKN:** Became first player in franchise history with 41 points (15-21 FG, 3-4 3FG, 8-10 FT), nine rebounds, five assists, one steal and one block in a game. Set the franchise record for most points in a half with 35 (broke his own record [four-way tie] of 31). Became first Piston since Jerry Stackhouse (2001) with multiple 40-point games in a month.
- December 30, 2023 vs TOR:** With 30 points, 12 assists, one steal and zero turnovers, joined Chauncey Billups (March 30, 2007) as the only players in franchise history with at least 30 PTS, 12 AST and zero turnovers in a game. It was the 30th such performance in NBA history and snapped Detroit's 28-game losing streak. Capped a streak of 32.5 points, 5.3 rebounds, 8.2 assists, 1.8 steals and .500 3PT% over six games (12/18-30), joining Grant Hill as the only Pistons with such minimums over any six-game stretch.
- March 7-9, 2024 vs BKN & DAL:** Recorded at least 30 points, 10 assists and five rebounds in back-to-back games, joining Isiah Thomas (1987) and Dave Bing (1969) as the only players in franchise history to have consecutive such games.

**MOST 30-POINT GAMES, FRANCHISE HISTORY PAST 30 SEASONS:**

YEAR	NAME	COUNT
2000-01	Jerry Stackhouse	44
1999-00	Grant Hill	29
2018-19	Blake Griffin	21
<b>2023-24</b>	<b>Cade Cunningham</b>	<b>18</b>





**GENERATIONAL:** See below where Cunningham has made a mark on franchise and league record books:

## THROUGH **138** CAREER GAMES, MOST...

### POINTS



YEAR	NAME	PTS	AVG
1981-83	Kelly Tripuka	3270	23.7
1966-68	Dave Bing	3216	23.3
1994-96	Grant Hill	2841	20.6
1959-61	Bailey Howell	2831	20.5
<b>2021-24</b>	<b>Cade Cunningham</b>	<b>2758</b>	<b>20.0</b>
1981-83	Isiah Thomas	2695	19.5

### ASSISTS



YEAR	NAME	AST	AVG
1981-83	Isiah Thomas	1066	7.7
<b>2021-24</b>	<b>Cade Cunningham</b>	<b>892</b>	<b>6.5</b>
1994-96	Grant Hill	806	5.8
1966-68	Dave Bing	700	5.1
2020-24	Killian Hayes	678	4.9

### STEALS (PAST 50 SEASONS)



YEAR	NAME	STL	AVG
1981-83	Isiah Thomas	247	1.8
1994-96	Grant Hill	211	1.5
1993-95	Lindsey Hunter	199	1.4
2020-24	Killian Hayes	165	1.2
2010-12	Greg Monroe	160	1.2
2012-14	Andre Drummond	153	1.1
<b>2021-24</b>	<b>Cade Cunningham</b>	<b>144</b>	<b>1.0</b>

### 3-POINTERS



YEAR	NAME	3PM	3PT%
2020-22	Saddiq Bey	347	.362
<b>2021-24</b>	<b>Cade Cunningham</b>	<b>250</b>	<b>.329</b>
2011-13	Brandon Knight	220	.372
2022-24	Jaden Ivey	216	.336
2017-19	Luke Kennard	196	.407

### 30-POINT GAMES



YEAR	NAME	COUNT
1966-68	Dave Bing	41
1981-83	Kelly Tripuka	33
<b>2021-24</b>	<b>Cade Cunningham</b>	<b>21</b>
1981-83	Isiah Thomas	17
1970-72	Bob Lanier	17

### GAMES WITH 30 PTS, 10 AST, 5 REB, NBA SINCE 2006-07, CAREER GAME 140 OR LESS



YEAR	NAME	COUNT
2018-20	Luka Doncic	19
2018-20	Trae Young	11
2009-10	Stephen Curry	5
<b>2023-24</b>	<b>Cade Cunningham</b>	<b>3</b>
2020-21	Ja Morant	3

On March 7 against Brooklyn, in his 128th career game, Cade Cunningham became the **sixth-fastest** player in NBA history to reach **2500** career points and **800** assists, behind Oscar Robertson (83 games), Allen Iverson (111), Luka Doncic and Trae Young (114) and LeBron James (123).



On April 1 against Memphis, Cade Cunningham became the fastest Piston to reach **1400** points and **450** assists in a season (62 games), one spot ahead of Dave Bing (63 games in 1972-73).





**CADE CUNNINGHAM - NBA REGULAR SEASON STATISTICS**

SEASON	TEAM	GP	GS	MIN	FG	FGA	FG%	3PM	3PA	3P%	FT	FTA	FT%	OR	DR	TOT	A	ST	TO	BS	PTS	PPG
2021-22	DET	64	64	2,088	429	1,031	.416	114	363	.314	142	168	.845	58	296	354	356	78	234	43	1,114	17.4
2022-23	DET	12	12	400	93	224	.415	17	61	.279	36	43	.837	12	62	74	72	10	39	7	239	19.9
2023-24	DET	62	62	2,074	524	1,167	.449	119	335	.355	238	274	.869	33	235	268	464	56	212	22	1,405	22.7
<b>TOTALS</b>		<b>138</b>	<b>138</b>	<b>4,562</b>	<b>1,046</b>	<b>2,422</b>	<b>.432</b>	<b>250</b>	<b>759</b>	<b>.329</b>	<b>416</b>	<b>485</b>	<b>.858</b>	<b>103</b>	<b>593</b>	<b>696</b>	<b>892</b>	<b>144</b>	<b>485</b>	<b>72</b>	<b>2,758</b>	<b>20.0</b>
<b>AVERAGE</b>		<b>--</b>	<b>--</b>	<b>33.1</b>	<b>7.6</b>	<b>17.6</b>	<b>--</b>	<b>1.8</b>	<b>5.5</b>	<b>--</b>	<b>3.0</b>	<b>3.5</b>	<b>--</b>	<b>0.7</b>	<b>4.3</b>	<b>5.0</b>	<b>6.5</b>	<b>1.0</b>	<b>3.5</b>	<b>0.5</b>	<b>20.0</b>	<b>--</b>

	REG CAREER HIGHS		2021-22 REG HIGHS		2022-23 REG HIGHS		2023-24 REG HIGHS
PTS	43 at ATL 12/18/23	PTS	34 2 times (@ BKN, 3/29/22)	PTS	35 vs. ATL 10/28/22	PTS	43 at ATL 12/18/23
FGM	16 at ATL 12/18/23	FGM	14 vs. DEN 1/25/22	FGM	14 vs. ATL 10/28/22	FGM	16 at ATL 12/18/23
FGA	33 at WAS 3/29/24	FGA	27 at BOS 3/11/22	FGA	25 vs. ATL 10/26/22	FGA	33 at WAS 3/29/24
3FGM	6 2 times (vs. DEN, 1/25/22)	3FGM	6 2 times (vs. DEN, 1/25/22)	3FGM	4 at IND 10/22/22	3FGM	5 2 times (@ NYK, 2/26/24)
3FGA	11 3 times (@ BKN, 3/29/22)	3FGA	11 3 times (@ BKN, 3/29/22)	3FGA	9 at MIL 10/31/22	3FGA	10 vs. CHA 3/11/24
FTM	11 vs. DEN 11/20/23	FTM	10 vs. DAL 4/6/22	FTM	7 vs. ATL 10/28/22	FTM	11 vs. DEN 11/20/23
FTA	12 vs. PHI 12/13/23	FTA	11 vs. DAL 4/6/22	FTA	8 vs. ATL 10/28/22	FTA	12 vs. PHI 12/13/23
OREB	5 vs. CLE 1/30/22	OREB	5 vs. CLE 1/30/22	OREB	4 at NYK 10/21/22	OREB	3 2 times (vs. MIA, 3/15/24)
DREB	11 vs. LAL 11/21/21	DREB	11 vs. LAL 11/21/21	DREB	10 vs. OKC 11/7/22	DREB	8 2 times (vs. BKN, 12/26/23)
TREB	12 2 times (@ TOR, 3/3/22)	TREB	12 2 times (@ TOR, 3/3/22)	TREB	11 vs. OKC 11/7/22	TREB	9 2 times (vs. DAL, 3/9/24)
ASTS	13 at UTA 1/3/24	ASTS	11 vs. HOU 12/18/21	ASTS	10 vs. ORL 10/19/22	ASTS	13 at UTA 1/3/24
STLS	4 2 times (vs. PHI, 3/31/22)	STLS	4 2 times (vs. PHI, 3/31/22)	STLS	2 at NYK 10/21/22	STLS	3 4 times (@ BOS, 12/28/23)
BLKS	4 vs. DEN 1/25/22	BLKS	4 vs. DEN 1/25/22	BLKS	2 vs. ATL 10/26/22	BLKS	2 3 times (@ NYK, 2/26/24)
MINS	44 at ATL 12/18/23	MINS	44 vs. LAC 3/13/22	MINS	39 vs. GSW 10/30/22	MINS	44 at ATL 12/18/23





2023-24 GAME-BY-GAME REGULAR SEASON STATISTICS ( DET )

DATE	OPP	P/S	MIN	FG	FGA	FG%	3PM	3PA	3P%	FT	FTA	FT%	OR	DR	TOT	A	ST	BS	TO	PF	+/-	PTS	W/L	SCORE
10/25/23	at MIA	S	35:46	13	27	.481	4	9	.444	0	0	.000	0	3	3	9	1	1	3	5	-2	30	L	102-103
10/27/23	at CHA	S	24:08	4	13	.308	2	5	.400	2	2	1.000	1	1	2	6	1	0	5	6	7	12	W	111-99
10/28/23	CHI	S	39:37	9	19	.474	1	4	.250	6	7	.857	0	4	4	10	0	0	6	3	10	25	W	118-102
10/30/23	at OKC	S	35:27	5	15	.333	3	7	.429	4	5	.800	0	2	2	5	0	0	7	1	-14	17	L	112-124
11/01/23	POR	S	37:19	11	27	.407	5	9	.556	3	3	1.000	0	5	5	4	1	0	6	3	-7	30	L	101-110
11/02/23	at NOP	S	33:33	8	22	.364	2	7	.286	4	5	.800	0	2	2	11	1	0	6	4	3	22	L	116-125
11/05/23	PHX	S	38:35	12	24	.500	0	6	.000	2	3	.667	1	2	3	6	0	1	6	2	-21	26	L	106-120
11/06/23	GSW	S	39:40	7	18	.389	1	6	.167	6	7	.857	0	4	4	5	2	0	5	2	-9	21	L	109-120
11/08/23	at MIL	S	38:54	11	27	.407	2	8	.250	9	10	.900	2	6	8	8	0	0	5	2	-8	33	L	118-120
11/10/23	PHI	S	35:46	8	18	.444	1	5	.200	4	4	1.000	1	3	4	7	0	0	4	5	-5	21	L	106-114
11/12/23	at CHI	S	38:08	4	15	.267	0	5	.000	2	2	1.000	0	3	3	5	0	1	1	4	-24	10	L	108-119
11/14/23	ATL	S	37:35	4	14	.286	1	3	.333	0	0	.000	1	2	3	12	3	0	6	3	-11	9	L	120-126
11/17/23	at CLE	S	34:01	9	21	.429	2	7	.286	0	0	.000	1	4	5	8	0	0	4	4	5	20	L	100-108
11/19/23	at TOR	S	26:50	7	17	.412	3	5	.600	1	3	.333	2	3	5	4	0	0	3	2	-22	18	L	113-142
11/20/23	DEN	S	38:01	7	17	.412	2	4	.500	11	11	1.000	0	2	2	9	3	1	5	2	7	27	L	103-107
11/24/23	at IND	S	37:35	10	26	.385	2	4	.500	9	9	1.000	0	3	3	5	0	0	4	0	-12	31	L	113-136
11/27/23	WAS	S	32:11	10	22	.455	2	7	.286	4	4	1.000	1	4	5	7	1	0	1	2	-12	26	L	107-126
11/29/23	LAL	S	23:27	6	15	.400	2	4	.500	1	1	1.000	0	4	4	5	1	0	2	1	-33	15	L	107-133
11/30/23	at NYK	S	37:28	12	20	.600	4	9	.444	3	4	.750	0	2	2	8	2	0	7	2	1	31	L	112-118
12/02/23	CLE	S	37:23	8	20	.400	3	6	.500	4	4	1.000	0	8	8	11	2	0	1	3	13	23	L	101-110
12/06/23	MEM	S	34:01	6	14	.429	1	5	.200	3	3	1.000	0	4	4	10	2	1	5	2	-1	16	L	102-116
12/08/23	at ORL	S	32:09	8	15	.533	2	6	.333	3	4	.750	1	2	3	6	1	0	3	1	-20	21	L	91-123
12/11/23	IND	S	37:35	11	21	.524	1	6	.167	0	0	.000	0	6	6	7	1	0	3	3	-8	23	L	123-131
12/13/23	PHI	S	30:08	5	17	.294	1	8	.125	10	12	.833	1	5	6	7	0	0	1	3	-23	21	L	111-129
12/15/23	at PHI	S	24:25	2	9	.222	0	2	.000	0	0	.000	0	3	3	2	1	1	3	3	-32	4	L	92-124
12/16/23	at MIL	S	31:26	10	17	.588	0	2	.000	5	6	.833	0	1	1	6	1	0	2	3	-13	25	L	114-146
12/18/23	at ATL	S	44:10	16	24	.667	3	5	.600	8	9	.889	1	4	5	7	3	1	3	1	-2	43	L	124-130
12/21/23	UTA	S	39:26	10	22	.455	2	6	.333	6	7	.857	1	5	6	10	2	1	6	2	1	28	L	111-119
12/23/23	at BKN	S	33:24	9	20	.450	1	5	.200	3	4	.750	0	3	3	6	0	0	2	4	-5	22	L	115-126
12/26/23	BKN	S	36:32	15	21	.714	3	4	.750	8	10	.800	1	8	9	5	1	1	3	4	5	41	L	112-118
12/28/23	at BOS	S	42:33	12	22	.545	4	6	.667	3	4	.750	1	5	6	9	3	2	6	3	4	31	L	122-128 (OT)
12/30/23	TOR	S	37:49	9	20	.450	2	4	.500	10	10	1.000	0	3	3	12	1	0	0	4	1	30	W	129-127
01/01/24	at HOU	S	30:02	3	16	.188	0	5	.000	0	1	.000	0	1	1	10	0	0	4	2	-21	6	L	113-136
01/03/24	at UTA	S	39:37	12	21	.571	3	7	.429	4	5	.800	0	5	5	13	1	0	6	5	-13	31	L	148-154 (OT)
01/05/24	at GSW	S	35:29	13	22	.591	1	7	.143	3	3	1.000	0	5	5	3	0	1	2	2	-7	30	L	109-113
01/07/24	at DEN	S	10:44	1	6	.167	1	2	.500	0	0	.000	0	3	3	3	0	0	0	2	-2	3	L	114-131
01/09/24	SAC																						L	110-131
01/10/24	SAS																						L	108-130
01/12/24	HOU																						L	110-112
01/15/24	at WAS																						W	129-117
01/17/24	MIN																						L	117-124
01/20/24	MIL																						L	135-141
01/22/24	MIL																						L	113-122
01/24/24	CHA																						W	113-106
01/27/24	WAS	S	34:41	7	17	.412	2	3	.667	4	6	.667	0	4	4	12	0	0	7	3	-6	20	L	104-118
01/28/24	OKC																						W	120-104
01/31/24	at CLE	S	30:44	8	16	.500	2	4	.500	1	2	.500	0	2	2	7	2	1	0	4	-22	19	L	121-128
02/02/24	LAC	S	32:47	7	17	.412	1	3	.333	1	1	1.000	0	3	3	11	1	0	4	4	-11	16	L	125-136
02/04/24	ORL	S	31:51	6	14	.429	1	3	.333	5	7	.714	0	5	5	7	2	0	1	2	-8	18	L	99-111
02/07/24	at SAC																						W	133-120
02/08/24	POR	S	39:02	8	17	.471	1	5	.200	6	6	1.000	0	2	2	5	0	0	2	0	7	23	W	128-122 (OT)
02/10/24	at LAC	S	34:44	9	18	.500	1	3	.333	3	3	1.000	0	6	6	10	0	1	2	2	2	22	L	106-112
02/13/24	at LAL	S	25:07	4	15	.267	0	2	.000	4	4	1.000	1	6	7	7	0	0	0	1	-17	12	L	111-125
02/14/24	at PHX	S	25:50	5	11	.455	0	1	.000	3	5	.600	1	3	4	8	1	2	5	3	-17	13	L	100-116
02/22/24	at IND	S	30:17	13	21	.619	4	9	.444	0	0	.000	0	5	5	8	1	0	3	4	10	30	L	115-129
02/24/24	ORL	S	31:15	11	20	.550	4	7	.571	0	0	.000	1	6	7	4	1	0	3	4	-1	26	L	109-112
02/26/24	at NYK	S	36:03	10	19	.526	5	7	.714	7	8	.875	2	3	5	8	0	2	5	1	3	32	L	111-113
02/27/24	at CHI	S	36:05	9	13	.692	3	5	.600	5	7	.714	1	4	5	5	0	1	3	0	23	26	W	105-95
03/01/24	CLE	S	36:50	6	19	.316	2	8	.250	7	7	1.000	0	3	3	10	1	0	1	3	3	21	L	100-110
03/03/24	at ORL	S	22:55	4	12	.333	1	4	.250	0	0	.000	0	2	2	7	1	0	1	2	-21	9	L	91-113
03/05/24	at MIA	S	33:54	8																				

2023-24 POSTSEASON NOTES



03/29/24	at WAS	S	36:56	13	33	.394	2	5	.400	5	5	1.000	1	7	8	7	2	0	3	3	16	33	W	96-87
04/01/24	MEM	S	34:02	13	22	.591	3	4	.750	7	8	.875	1	3	4	8	2	1	4	1	6	36	L	108-110
04/03/24	at ATL																						L	113-121
04/05/24	at MEM																						L	90-108
04/06/24	at BKN																						L	103-113
04/09/24	at PHI																						L	102-120
04/11/24	CHI																						L	105-127
04/12/24	at DAL																						W	107-89
04/14/24	at SAS																						L	95-123
2023	TTL		62-62	2,046	524	1,167	.449	119	335	.355	238	274	.869	33	235	268	464	56	22	212	153	-350	1,405	14-68
2023	AVG		--	33.0	8.5	18.8	--	1.9	5.4	--	3.8	4.4	--	0.5	3.8	4.3	7.5	0.9	0.4	3.4	2.5	-5.6	22.7	--





O • CENTER

# JALEN DUREN

2nd Season in the NBA  
2nd Season with the Pistons

**PRIOR:**  
Memphis

**HEIGHT:** 6-10  
**WEIGHT:** 250  
**BIRTHDATE:** 11/18/03  
**COUNTRY:** USA  
**ACQUIRED:** VIA NYK (7/6/22)



	GP	GS	PPG	RPG	APG	SPG	BPG	MPG	FG%	3FG%	FT%
2023-24	61	60	13.8	11.6	2.4	0.54	0.77	29.1	.619	.000	.790
Career	128	91	11.4	10.2	1.7	0.60	0.83	26.9	.631	.000	.707

	POINTS	REB	AST	BLK	STL	DBL-DBL	TPL-DBL
	10+	20+	30+	10+	10+	3+	3+
2023-24	52	11	--	44	--	6	1
Career	81	14	1	72	--	12	3

RECENT GAMES														
OPPONENT	W/L	MIN	FG-A	3P-A	FT-A	OR	DR	TR	A	PF	ST	TO	BS	PTS
4/14 at SAS	L								DNP - Injury					
4/12 at DAL	W								DND - Injury					
4/11 vs. CHI	L	30:48	7-9	0-0	6-7	2	9	11	3	3	0	4	0	20
4/9 at PHI	L	27:32	5-12	0-0	5-6	0	11	11	2	3	0	2	0	15
4/6 at BKN	L								DND - Injury					

**Injury List** — Missed 10 games due to Left Ankle; Sprain (11/1; 12/8 through 12/23/23; 4/6); Missed 1 game due to Bilateral Ankle Soreness (11/6); Missed 5 games due to Right Ankle; Soreness (11/12 through 11/20/23); Missed 4 games due to Low Back; Spasms (3/24 through 3/25/24; 4/12 through 4/14/24)

	2023-24 HIGHS	CAREER HIGHS
PTS	27 at POR 2/8/24	30 vs. SAS 2/10/23
FGM	10 vs. SAS 1/10/24	13 vs. SAS 2/10/23
FGA	16 vs. SAS 1/10/24	20 vs. SAS 2/10/23
3FGM	--	--
3FGA	1 4 times (@ MEM, 4/5/24)	1 6 times (@ MEM, 4/5/24)
FTM	9 at POR 2/8/24	9 at POR 2/8/24
FTA	10 2 times (vs. TOR, 3/13/24)	10 3 times (vs. TOR, 3/13/24)
OREB	9 2 times (vs. TOR, 3/13/24)	9 2 times (vs. TOR, 3/13/24)
DREB	17 at WAS 1/15/24	17 at WAS 1/15/24
TREB	23 vs. TOR 3/13/24	23 vs. TOR 3/13/24
ASTS	6 2 times (@ SAC, 2/7/24)	6 2 times (@ SAC, 2/7/24)
STLS	3 at WAS 3/29/24	3 3 times (@ WAS, 3/29/24)
BLKS	5 vs. WAS 11/27/23	5 vs. WAS 11/27/23
MINS	40 at BOS 12/28/23	42 vs. SAS 2/10/23

Jalen Duren ranked **5th** in the NBA with **11.6** rebounds per game and **7th** with **3.1** offensive boards

He is the first player in franchise history to average **13.0 PTS, 11.0 REB and 2.0 AST on .600 FG% or better in a season.**



Duren received his second NBA Rising Stars selection this season as one of 10 outstanding sophomores. He competed alongside Jaden Ivey on Team Tamika in this year's challenge.

**FOR THE RECORD BOOKS:** Duren scored 22 points and with 21 rebounds and a career-high nine offensive boards against Oklahoma City on Jan. 28 for his first career 20-20 game. It was the first 20-20 performance by a Piston since Andre Drummond (Jan. 31, 2020) and the fourth-youngest overall in NBA history (20 years, 71 days old). Adding his six assists, it was the ninth 22-21-6 line in Pistons franchise history and the first since Drummond (Nov. 27, 2017).

He later grabbed a career-high 22 boards with 27 points and three blocks in an OT win vs. POR (2/8) for his second career 20-20 game. He became the youngest player in NBA history (19 years, 82 days) with at least 27 PTS and 22 REB in a game.

His third 20-20 game of the season came on March 13 against Toronto, with 24 points, a career-high 23 rebounds (T-career-high nine offensive) and five assists on 8-of-9 from the floor. He became the fourth player in NBA history with at least 20 PTS, 20 REB and 5 AST on at least .880 FG%, joining Wilt Chamberlain, Domantas Sabonis and Willis Reed. **He led the NBA with three 20-20 games this season, the fifth-most in the league in the past five seasons.**

**HISTORICALLY PERFECT:** On Jan. 15 in Washington, Duren scored 20 points and tied his then career-high of 19 rebounds (set career-high 17 defensive boards) on a perfect 8-of-8 from the floor. It was the first time in franchise history that a player had a 20-19 game on 100% shooting and was just the 11th instance in NBA history, joining Clint Capela (once), Dikembe Mutombo (once) and Wilt Chamberlain (eight times). It was his sixth career 20-point double-double and 10th game with 15+ rebounds.

**WALKING DOUBLE-DOUBLE:** Duren led the team and ranked T-8th in the NBA with **44 double-doubles**, The 32nd-most in franchise history and the most since 2018-19 (Drummond, 69). His 11.6 RPG were the most by a Piston since Drummond in 2019-20 as well.

**MOST 20-20 GAMES, NBA 2023-24**

NAME	COUNT
Jalen Duren	3
Domantas Sabonis	3
Victor Wembanyama	2
Nikola Jokic	2
Anthony Davis	2
Jarrett Allen	2

**MOST DOUBLE-DOUBLES, NBA 2023-24**

NAME	COUNT
Damontas Sabonis	77
Nikola Jokic	68
Anthony Davis	64
Giannis Antetokounmpo	57
Rudy Gobert	54
Luka Doncic	49
Nikola Vucevic	45
Jalen Duren	44
Tyrese Haliburton	44





**HIGHLIGHT REEL:** See below where Duren has made a mark on franchise and NBA record books:

## IN **AGE 20** SEASON OR YOUNGER, NBA HISTORY, MOST...

### REBOUNDS PER GAME

YEAR	NAME	RPG
1992-93	Shaquille O'Neal	13.9
2013-14	Andre Drummond	13.2
2005-06	Dwight Howard	12.5
<b>2023-24</b>	<b>Jalen Duren</b>	<b>11.6</b>
1974-75	John Drew	10.7
2015-16	Karl-Anthony Towns	10.5

### DOUBLE-DOUBLES

YEAR	NAME	COUNT
2005-06	Dwight Howard	60
2013-14	Andre Drummond	57
2015-16	Karl-Anthony Towns	52
1992-93	Shaquille O'Neal	48
1974-75	John Drew	45
<b>2023-24</b>	<b>Jalen Duren</b>	<b>44</b>
2018-19	Deandre Ayton	39

**YOUNG AND HUNGRY:** Duren grabbed his 1,000th career rebound in a double-double against Sacramento on Feb. 7, becoming the sixth-fastest player (102 games) to reach 1K career boards in franchise history. At 20 years, 81 days old, Duren became the second-youngest player to reach 1000 career boards in NBA history (Howard, 19 years, 356 days).

He also became the 9th player in NBA history to record at least 1000 rebounds, 200 assists and 100 blocks before their 21st birthday and was the second-youngest (20 years, 114 days) to reach the benchmarks behind LeBron James (20 years, 110 days).



*Duren joins Karl-Anthony Towns and Victor Wembanyama as the only players in NBA history to average at least 10 PTS, 10 REB and 2 AST in their age 20-or-younger season. He is the only 20-year-old in NBA history to average at least 11-11-2.*

## THROUGH **128** GAMES WITH FRANCHISE, MOST...

### REBOUNDS (PAST 50 SEASONS)

YEAR	NAME	REB	OREB
2000-01	Ben Wallace	1626	480
1982-83	Bill Laimbeer	1530	322
2012-13	Andre Drummond	1328	530
<b>2022-24</b>	<b>Jalen Duren</b>	<b>1304</b>	<b>421</b>
2010-12	Greg Monroe	1073	433

### DOUBLE-DOUBLES (PAST 50 SEASONS)

YEAR	NAME	COUNT
1981-83	Bill Laimbeer	75
1975-77	Kevin Porter	70
<b>2022-24</b>	<b>Jalen Duren</b>	<b>63</b>
2012-14	Andre Drummond	56
2010-12	Greg Monroe	44

### GAMES WITH 20 POINTS AND 10 REBOUNDS

YEAR	NAME	COUNT
1970-72	Bob Lanier	38
1959-61	Bailey Howell	28
1994-96	Grant Hill	28
2010-11	Greg Monroe	13
<b>2022-24</b>	<b>Jalen Duren</b>	<b>13</b>
1980-81	Phil Hubbard	12

### 15-REBOUND GAMES

YEAR	NAME	COUNT
2012-14	Andre Drummond	24
1959-61	Bailey Howell	22
1963-65	Reggie Harding	21
<b>2022-24</b>	<b>Jalen Duren</b>	<b>19</b>
1970-72	Bob Lanier	19
1961-63	Ray Scott	16





## JALEN DUREN - NBA REGULAR SEASON STATISTICS

SEASON	TEAM	GP	GS	MIN	FG	FGA	FG%	3PM	3PA	3P%	FT	FTA	FT%	OR	DR	TOT	A	ST	TO	BS	PTS	PPG
2022-23	DET	67	31	1,670	258	398	.648	0	2	.000	96	157	.611	229	366	595	75	44	92	59	612	9.1
2023-24	DET	61	60	1,778	349	564	.619	0	4	.000	143	181	.790	192	517	709	147	33	129	47	841	13.8
<b>TOTALS</b>		<b>128</b>	<b>91</b>	<b>3,447</b>	<b>607</b>	<b>962</b>	<b>.631</b>	<b>0</b>	<b>6</b>	<b>.000</b>	<b>239</b>	<b>338</b>	<b>.707</b>	<b>421</b>	<b>883</b>	<b>1,304</b>	<b>222</b>	<b>77</b>	<b>221</b>	<b>106</b>	<b>1,453</b>	<b>11.4</b>
<b>AVERAGE</b>		--	--	<b>26.9</b>	<b>4.7</b>	<b>7.5</b>	--	<b>0.0</b>	<b>0.0</b>	--	<b>1.9</b>	<b>2.6</b>	--	<b>3.3</b>	<b>6.9</b>	<b>10.2</b>	<b>1.7</b>	<b>0.6</b>	<b>1.7</b>	<b>0.8</b>	<b>11.4</b>	--

	REG CAREER HIGHS		2022-23 REG HIGHS		2023-24 REG HIGHS
PTS	30 vs. SAS 2/10/23	PTS	30 vs. SAS 2/10/23	PTS	27 at POR 2/8/24
FGM	13 vs. SAS 2/10/23	FGM	13 vs. SAS 2/10/23	FGM	10 vs. SAS 1/10/24
FGA	20 vs. SAS 2/10/23	FGA	20 vs. SAS 2/10/23	FGA	16 vs. SAS 1/10/24
3FGM	--	3FGM	--	3FGM	--
3FGA	1 6 times (@ MEM, 4/5/24)	3FGA	1 2 times (vs. DEN, 3/16/23)	3FGA	1 4 times (@ MEM, 4/5/24)
FTM	9 at POR 2/8/24	FTM	8 vs. IND 3/11/23	FTM	9 at POR 2/8/24
FTA	10 3 times (vs. TOR, 3/13/24)	FTA	10 vs. IND 3/11/23	FTA	10 2 times (vs. TOR, 3/13/24)
OREB	9 2 times (vs. TOR, 3/13/24)	OREB	8 vs. ORL 12/28/22	OREB	9 2 times (vs. TOR, 3/13/24)
DREB	17 at WAS 1/15/24	DREB	15 at CHI 4/9/23	DREB	17 at WAS 1/15/24
TREB	23 vs. TOR 3/13/24	TREB	19 at CHA 12/14/22	TREB	23 vs. TOR 3/13/24
ASTS	6 2 times (@ SAC, 2/7/24)	ASTS	4 4 times (@ TOR, 3/24/23)	ASTS	6 2 times (@ SAC, 2/7/24)
STLS	3 3 times (@ WAS, 3/29/24)	STLS	3 2 times (vs. DEN, 3/16/23)	STLS	3 at WAS 3/29/24
BLKS	5 vs. WAS 11/27/23	BLKS	4 vs. SAS 2/10/23	BLKS	5 vs. WAS 11/27/23
MINS	42 vs. SAS 2/10/23	MINS	42 vs. SAS 2/10/23	MINS	40 at BOS 12/28/23





2023-24 GAME-BY-GAME REGULAR SEASON STATISTICS ( DET )

DATE	OPP	P/S	MIN	FG	FGA	FG%	3PM	3PA	3P%	FT	FTA	FT%	OR	DR	TOT	A	ST	BS	TO	PF	+/-	PTS	WL	SCORE	
10/25/23	at MIA	S	31:49	8	11	.727	0	0	.000	1	3	.333	6	8	14	4	0	4	4	4	4	-4	17	L	102-103
10/27/23	at CHA	S	34:51	7	8	.875	0	0	.000	0	0	.000	6	11	17	3	1	2	5	3	6	14	W	111-99	
10/28/23	CHI	S	33:13	9	11	.818	0	0	.000	5	5	1.000	6	9	15	5	1	2	1	3	6	23	W	118-102	
10/30/23	at OKC	S	23:19	4	11	.364	0	0	.000	0	1	.000	3	4	7	1	1	0	1	3	-8	8	L	112-124	
11/01/23	POR									Inactive - Injury													L	101-110	
11/02/23	at NOP	S	25:04	5	8	.625	0	0	.000	2	2	1.000	0	5	5	1	0	0	1	5	-12	12	L	116-125	
11/05/23	PHX	S	31:05	6	10	.600	0	0	.000	0	0	.000	3	8	11	3	2	0	5	4	-19	12	L	106-120	
11/06/23	GSW									Inactive - Injury													L	109-120	
11/08/23	at MIL	S	28:27	5	10	.500	0	1	.000	1	1	1.000	3	9	12	5	0	0	2	5	-3	11	L	118-120	
11/10/23	PHI	S	22:42	2	5	.400	0	0	.000	0	0	.000	1	3	4	3	0	1	3	1	-8	4	L	106-114	
11/12/23	at CHI									NWT - Injury													L	108-119	
11/14/23	ATL									DNP - Injury													L	120-126	
11/17/23	at CLE									DNP - Injury													L	100-108	
11/19/23	at TOR									DND - Injury													L	113-142	
11/20/23	DEN									DNP - Injury													L	103-107	
11/24/23	at IND	P	28:59	5	10	.500	0	1	.000	3	4	.750	4	9	13	4	1	1	2	5	-11	13	L	113-136	
11/27/23	WAS	S	33:24	5	8	.625	0	0	.000	2	5	.400	7	7	14	3	1	5	6	5	-4	12	L	107-126	
11/29/23	LAL	S	17:30	3	8	.375	0	0	.000	0	0	.000	4	3	7	0	0	1	2	3	-20	6	L	107-133	
11/30/23	at NYK	S	33:32	5	7	.714	0	0	.000	0	0	.000	0	12	12	2	0	0	2	3	1	10	L	112-118	
12/02/23	CLE	S	29:48	8	8	1.000	0	0	.000	1	6	.167	3	8	11	1	1	2	2	3	6	17	L	101-110	
12/06/23	MEM	S	30:08	8	12	.667	0	0	.000	1	1	1.000	1	10	11	0	0	1	2	1	2	17	L	102-116	
12/08/23	at ORL									Inactive - Injury													L	91-123	
12/11/23	IND									Inactive - Injury													L	123-131	
12/13/23	PHI									Inactive - Injury													L	111-129	
12/15/23	at PHI									Inactive - Injury													L	92-124	
12/16/23	at MIL									Inactive - Injury													L	114-146	
12/18/23	at ATL									Inactive - Injury													L	124-130	
12/21/23	UTA									Inactive - Injury													L	111-119	
12/23/23	at BKN									Inactive - Injury													L	115-126	
12/26/23	BKN	S	33:21	6	11	.545	0	0	.000	0	0	.000	5	10	15	4	1	1	1	3	8	12	L	112-118	
12/28/23	at BOS	S	39:39	5	6	.833	0	0	.000	5	6	.833	8	6	14	2	0	0	0	1	-6	15	L	122-128 (OT)	
12/30/23	TOR	S	34:14	6	11	.545	0	0	.000	6	6	1.000	2	15	17	2	0	0	1	5	-6	18	W	129-127	
01/01/24	at HOU	S	22:20	6	8	.750	0	0	.000	0	0	.000	3	11	14	1	0	0	1	5	0	12	L	113-136	
01/03/24	at UTA	S	36:11	6	7	.857	0	0	.000	5	5	1.000	4	6	10	3	0	1	2	0	-14	17	L	148-154 (OT)	
01/05/24	at GSW	S	32:46	6	6	1.000	0	0	.000	1	2	.500	4	8	12	2	0	2	1	2	-5	13	L	109-113	
01/07/24	at DEN	S	29:59	8	12	.667	0	0	.000	4	6	.667	2	3	5	4	0	0	1	1	-14	20	L	114-131	
01/09/24	SAC	S	23:58	8	14	.571	0	0	.000	0	0	.000	3	7	10	3	0	0	3	4	-22	16	L	110-131	
01/10/24	SAS	S	30:19	10	16	.625	0	0	.000	1	1	1.000	2	10	12	2	0	0	1	4	-7	21	L	108-130	
01/12/24	HOU	S	31:32	7	12	.583	0	0	.000	1	2	.500	2	6	8	3	2	1	2	3	9	15	L	110-112	
01/15/24	at WAS	S	26:01	8	8	1.000	0	0	.000	4	5	.800	2	17	19	4	0	1	2	3	8	20	W	129-117	
01/17/24	MIN	S	30:58	8	14	.571	0	0	.000	0	1	.000	2	9	11	3	0	0	2	4	-8	16	L	117-124	
01/20/24	MIL	S	30:12	4	8	.500	0	0	.000	0	0	.000	2	7	9	1	1	0	1	5	-22	8	L	135-141	
01/22/24	MIL	S	32:47	5	14	.357	0	0	.000	2	2	1.000	1	11	12	1	0	1	2	4	-15	12	L	113-122	
01/24/24	CHA	S	21:55	7	9	.778	0	0	.000	0	1	.000	2	6	8	2	0	0	1	3	5	14	W	113-106	
01/27/24	WAS	S	36:03	5	6	.833	0	0	.000	0	0	.000	3	15	18	3	0	0	1	4	-4	10	L	104-118	
01/28/24	OKC	S	30:36	9	13	.692	0	0	.000	4	5	.800	9	12	21	6	0	1	1	2	1	22	W	120-104	
01/31/24	at CLE	S	30:24	5	9	.556	0	0	.000	0	0	.000	4	5	9	0	0	0	2	1	-19	10	L	121-128	
02/02/24	LAC	S	31:10	5	7	.714	0	0	.000	1	2	.500	2	11	13	2	0	0	0	1	-8	11	L	125-136	
02/04/24	ORL	S	26:53	7	7	1.000	0	0	.000	1	1	1.000	2	3	5	2	0	0	1	5	-5	15	L	99-111	
02/07/24	at SAC	S	37:13	7	10	.700	0	0	.000	6	6	1.000	2	13	15	6	0	0	3	4	11	20	W	133-120	
02/08/24	POR	S	37:27	9	15	.600	0	1	.000	9	10	.900	8	14	22	1	0	3	3	5	4	27	W	128-122 (OT)	
02/10/24	at LAC	S	35:26	5	12	.417	0	0	.000	0	0	.000	3	15	18	1	2	1	3	4	-7	10	L	106-112	
02/13/24	at LAL	S	23:18	4	9	.444	0	0	.000	0	0	.000	4	4	8	0	1	0	1	3	-16	8	L	111-125	
02/14/24	at PHX	S	23:29	2	6	.333	0	0	.000	3	4	.750	3	6	9	5	2	0	1	3	-10	7	L	100-116	
02/22/24	at IND	S	30:09	7	11	.636	0	0	.000	1	1	1.000	2	11	13	2	0	0	4	3	-3	15	L	115-129	
02/24/24	ORL	S	32:50	6	7	.857	0	0	.000	4	6	.667	2	9	11	3	1	4	1	5	-4	16	L	109-112	
02/26/24	at NYK	S	31:20	4	11	.364	0	0	.000	3	4	.750	5	11	16	4	1	1	0	2	3	11	L	111-113	
02/27/24	at CHI	S	31:18	5	9	.556	0	0	.000	4	4	1.000	2	8	10	5	1	3	5	4	24	14	W	105-95	
03/01/24	CLE	S	30:52	4	7	.571	0	0	.000	6	7	.857	4	6	10	2	0	1	1	5	-10	14	L	100-110	
03/03/24	at ORL	S	24:34	4	9	.444	0	0	.000	3	3	1.000	1	3	4	2	1	0	3	3	-25	11	L	91-113	
03/05/24	at MIA	S	31:55	5	5	1.000	0	0	.000	4	4	1.000	4	6	10	3	0	0	2	5	-8	14	L	110-118	
03/07/24	BKN	S	29:51	6	8	.750	0	0	.000	0	0	.000	3	11	14	4	2	0	3	3	9	12	W	118-112	
03/09/24	DAL	S	15:46	1	4	.250	0	0	.000	4	4	1.000	2	6	8	3	0	0	2	4	-21	6	L	124-142	
03/11/24	CHA	S	30:19	8	10	.800	0	0	.000	4	6	.667	4	6	10	1	1	1	3	3	9	20	W	114-97	
03/13/24	TOR	S	28:18	8	9	.889	0	0	.000	8	10	.800	9	14	23	5	1	0	5	3	9	24	W	113-104	
03/15/24	MIA	S	33:53	7	9	.778																			

2023-24 POSTSEASON NOTES



03/29/24	at WAS	S	34:41	9	11	.818	0	0	.000	2	2	1.000	5	12	17	1	3	3	3	4	18	20	W	96-87
04/01/24	MEM	S	5:05	0	0	.000	0	0	.000	0	0	.000	0	1	1	1	1	0	2	1	0	0	L	108-110
04/03/24	at ATL	S	27:51	5	13	.385	0	0	.000	1	1	1.000	2	2	4	1	2	0	2	0	-25	11	L	113-121
04/05/24	at MEM	S	24:23	6	12	.500	0	1	.000	5	5	1.000	3	7	10	0	1	0	0	3	-4	17	L	90-108
04/06/24	at BKN												DND - Injury										L	103-113
04/09/24	at PHI	S	27:32	5	12	.417	0	0	.000	5	6	.833	0	11	11	2	0	0	2	3	-5	15	L	102-120
04/11/24	CHI	S	30:48	7	9	.778	0	0	.000	6	7	.857	2	9	11	3	0	0	4	3	-14	20	L	105-127
04/12/24	at DAL												DND - Injury										W	107-89
04/14/24	at SAS												DNP - Injury										L	95-123
2023	TTL		61-60	1,746	349	564	.619	0	4	.000	143	181	.790	192	517	709	147	33	47	129	192	-311	841	14-68
2023	AVG	--	--	28.6	5.7	9.2	--	0.0	0.1	--	2.3	3.0	--	3.1	8.5	11.6	2.4	0.5	0.8	2.1	3.1	-5.1	13.8	--





18 • FORWARD

# TOSAN EVBUOMWAN

Rookie Season in the NBA  
Rookie Season with the Pistons

**PRIOR:**  
Princeton

**HEIGHT:** 6-8  
**WEIGHT:** 219  
**BIRTHDATE:** 02/16/01  
**COUNTRY:** UNITED KINGDOM



	GP	GS	PPG	RPG	APG	SPG	BPG	MPG	FG%	3FG%	FT%
2023-24	17	8	5.9	3.5	0.9	0.35	0.29	21.6	.507	.375	.680
Career	17	8	5.9	3.5	0.9	0.35	0.29	21.6	.507	.375	.680

	POINTS	REB	AST	BLK	STL	DBL-DBL	TPL-DBL
	10+	20+	30+	10+	10+	3+	3+
2023-24	4	--	--	1	--	--	--
Career	4	--	--	1	--	--	--

RECENT GAMES														
OPPONENT	W/L	MIN	FG-A	3P-A	FT-A	OR	DR	TR	A	PF	ST	TO	BS	PTS
4/14 at SAS	L													
4/12 at DAL	W													
4/11 vs. CHI	L													
4/9 at PHI	L													
4/6 at BKN	L													

	2023-24 HIGHS	CAREER HIGHS
PTS	14 vs. BOS 3/22/24	14 vs. BOS 3/22/24
FGM	4 4 times (vs. MEM, 4/1/24)	4 4 times (vs. MEM, 4/1/24)
FGA	9 vs. BOS 3/22/24	9 vs. BOS 3/22/24
3FGM	2 3 times (vs. MEM, 4/1/24)	2 3 times (vs. MEM, 4/1/24)
3FGA	5 vs. BOS 3/22/24	5 vs. BOS 3/22/24
FTM	4 2 times (@ WAS, 3/29/24)	4 2 times (@ WAS, 3/29/24)
FTA	6 vs. BOS 3/22/24	6 vs. BOS 3/22/24
OREB	7 at BOS 2/4/24	7 at BOS 2/4/24
DREB	6 2 times (vs. NOP, 3/24/24)	6 2 times (vs. NOP, 3/24/24)
TREB	12 at BOS 2/4/24	12 at BOS 2/4/24
ASTS	3 2 times (@ MEM, 4/5/24)	3 2 times (@ MEM, 4/5/24)
STLS	1 6 times (@ MEM, 4/5/24)	1 6 times (@ MEM, 4/5/24)
BLKS	1 5 times (@ MEM, 4/5/24)	1 5 times (@ MEM, 4/5/24)
MINS	35 vs. MEM 4/1/24	35 vs. MEM 4/1/24

**MAKING THE MOST OF THE OPPORTUNITY:** Evbuomwan (pronounced Eh-WOAH-Muh) scored a then-career-high 11 points against the Celtics on March 18 in Boston on 4-of-5 from the floor and 2-of-2 from deep. He matched that effort with 11 points in his first career NBA start against the Pacers on March 20, and scored a career-high 14 points against Boston at home on March 22. **The former Ivey League Player of the Year averaged 10.8 points and 5.3 rebounds on .517 FG% over four games from March 18-24** and averaged 7.0 points and 3.5 rebounds on .571 FG% as a Piston.

**CALLED UP:** Evbuomwan signed a 10-day contract with the Pistons on February 12, 2024 after spending time with their G League affiliate, the Motor City Cruise. He averaged 15.6 points, 6.9 rebounds and 3.0 assists on .394 3PT% in 35.4 minutes across 13 games for the Cruise this season. He then signed a 10-day contract with the Memphis Grizzlies on Jan. 30, 2024, where he averaged 2.5 points, 3.5 rebounds and 1.5 assists in his first career NBA action. He turned in his most productive game on Feb. 4 at Boston, where he grabbed a career-high 12 rebounds (seven offensive) with three points and three assists in 29 minutes of action.

**AMATEUR CAREER:** Averaged 12.0 points, 5.1 rebounds, 3.7 assists and 0.9 steals on .528 FG% across three seasons at Princeton (2019-23), appearing in 86 games (78 starts)...Named First Team All-Ivy League (2023, 2022) and Ivy League Tournament Most Outstanding Player (2023)...Averaged 16.0 points, 5.1 assists and 6.7 rebounds on .541 FG% as a junior and 15.1 points, 4.9 assists and 6.3 boards as a senior...Selected to NCAA South Region All-Tournament Team in 2023 after averaging 16.0 points, 7.3 rebounds and 6.0 assists in three NCAA Tournament games...Scored 15 points with seven rebounds in the upset victory over No. 2 Arizona and 24 points with nine assists in the tournament-ending loss to No. 6 Creighton...Two-Time Ivy League All-Tournament Team selection (2023, 2022)...Set the Princeton school record with 161 assists in 2022-23 and ranks sixth in Tigers history with 323 career assists....Named 2022 Ivy League Player of the Year after leading the Ivy League with 142 assists, ranked second in the conference with a .541 FG%....Represented the Great Britain U-18 Team at the FIBA European Championships in 2018 and 2019.





TOSAN EVBUOMWAN - NBA REGULAR SEASON STATISTICS

SEASON	TEAM	GP	GS	MIN	FG	FGA	FG%	3PM	3PA	3P%	FT	FTA	FT%	OR	DR	TOT	A	ST	TO	BS	PTS	PPG
2023-24	MEM	4	0	74	4	15	.267	2	8	.250	0	0	.000	8	6	14	6	0	1	1	10	2.5
Went from MEM to DET.																						
2023-24	DET	13	8	293	32	56	.571	10	24	.417	17	25	.680	10	36	46	10	6	8	4	91	7.0
2023-24	TOT	17	8	365	36	71	.507	12	32	.375	17	25	.680	18	42	60	16	6	9	5	101	5.9
TOTALS		17	8	365	36	71	.507	12	32	.375	17	25	.680	18	42	60	16	6	9	5	101	5.9
AVERAGE		--	--	21.5	2.1	4.2	--	0.7	1.9	--	1.0	1.5	--	1.1	2.5	3.5	0.9	0.4	0.5	0.3	5.9	--

	REG CAREER HIGHS		2023-24 REG HIGHS
PTS	14 vs. BOS 3/22/24	PTS	14 vs. BOS 3/22/24
FGM	4 4 times (vs. MEM, 4/1/24)	FGM	4 4 times (vs. MEM, 4/1/24)
FGA	9 vs. BOS 3/22/24	FGA	9 vs. BOS 3/22/24
3FGM	2 3 times (vs. MEM, 4/1/24)	3FGM	2 3 times (vs. MEM, 4/1/24)
3FGA	5 vs. BOS 3/22/24	3FGA	5 vs. BOS 3/22/24
FTM	4 2 times (@ WAS, 3/29/24)	FTM	4 2 times (@ WAS, 3/29/24)
FTA	6 vs. BOS 3/22/24	FTA	6 vs. BOS 3/22/24
OREB	7 at BOS 2/4/24	OREB	7 at BOS 2/4/24
DREB	6 2 times (vs. NOP, 3/24/24)	DREB	6 2 times (vs. NOP, 3/24/24)
TREB	12 at BOS 2/4/24	TREB	12 at BOS 2/4/24
ASTS	3 2 times (@ MEM, 4/5/24)	ASTS	3 2 times (@ MEM, 4/5/24)
STLS	1 6 times (@ MEM, 4/5/24)	STLS	1 6 times (@ MEM, 4/5/24)
BLKS	1 5 times (@ MEM, 4/5/24)	BLKS	1 5 times (@ MEM, 4/5/24)
MINS	35 vs. MEM 4/1/24	MINS	35 vs. MEM 4/1/24

2023-24 GAME-BY-GAME REGULAR SEASON STATISTICS ( MEM / DET )

DATE	OPP	P/S	MIN	FG	FGA	FG%	3PM	3PA	3P%	FT	FTA	FT%	OR	DR	TOT	A	ST	BS	TO	PF	+/-	PTS	W/L	SCORE
02/01/24	CLE																						L	101-108
02/02/24	GSW	P	16:27	1	2	.500	1	2	.500	0	0	.000	1	0	1	1	0	0	0	1	-13	3	L	101-121
02/04/24	at BOS	P	29:28	1	7	.143	1	3	.333	0	0	.000	7	5	12	3	0	0	1	2	-23	3	L	91-131
02/06/24	at NYK	P	20:30	2	4	.500	0	2	.000	0	0	.000	0	1	1	2	0	0	0	1	10	4	L	113-123
02/08/24	CHI	P	07:35	0	2	.000	0	1	.000	0	0	.000	0	0	0	0	0	1	0	1	-2	0	L	110-118
Went from MEM to DET.																								
02/13/24	at LAL																						L	111-125
02/14/24	at PHX	P	8:24	2	2	1.000	1	1	1.000	0	0	.000	0	2	2	0	1	0	0	1	-2	5	L	100-116
02/22/24	at IND																						L	115-129
02/24/24	ORL																						L	109-112
02/26/24	at NYK	P	7:48	1	1	1.000	0	0	.000	0	0	.000	0	0	0	0	0	0	0	0	-4	2	L	111-113
02/27/24	at CHI																						W	105-95
03/01/24	CLE																						L	100-110
03/03/24	at ORL																						L	91-113
03/05/24	at MIA																						L	110-118
03/07/24	BKN																						W	118-112
03/09/24	DAL																						L	124-142
03/11/24	CHA																						W	114-97
03/13/24	TOR																						W	113-104
03/15/24	MIA	P	1:08	0	0	.000	0	0	.000	0	0	.000	0	0	0	0	0	0	0	0	2	0	L	95-108
03/17/24	MIA																						L	101-104
03/18/24	at BOS	P	17:49	4	5	.800	2	2	1.000	1	2	.500	0	2	2	0	1	0	1	1	-11	11	L	94-119
03/20/24	IND	S	29:37	4	7	.571	0	1	.000	3	4	.750	0	4	4	0	0	0	0	2	-10	11	L	103-122
03/22/24	BOS	S	30:41	4	9	.444	2	5	.400	4	6	.667	2	6	8	1	0	0	2	1	-26	14	L	102-129
03/24/24	NOP	P	28:52	3	8	.375	0	4	.000	1	2	.500	1	6	7	1	0	1	2	4	-8	7	L	101-114
03/25/24	at NYK	S	15:34	1	3	.333	1	1	1.000	0	0	.000	1	1	2	0	0	0	0	3	-27	3	L	99-124
03/27/24	at MIN	S	29:11	1	3	.333	1	3	.333	0	2	.000	1	3	4	0	0	0	0	1	-9	3	L	91-106
03/29/24	at WAS	S	33:03	2	3	.667	0	1	.000	4	4	1.000	1	3	4	2	1	0	1	2	12	8	W	96-87
04/01/24	MEM	S	35:21	4	5	.800	2	3	.667	0	0	.000	2	3	5	2	1	1	1	0	6	10	L	108-110
04/03/24	at ATL	S	31:01	3	5	.600	1	2	.500	2	2	1.000	1	5	6	1	1	1	0	2	-19	9	L	113-121
04/05/24	MEM	S	24:07	3	5	.600	0	1	.000	2	3	.667	1	1	2	3	1	1	1	1	-4	8	L	90-108
04/06/24	at BKN																						L	103-113
04/09/24	at PHI																						L	102-120
04/11/24	CHI																						L	105-127
04/12/24	at DAL																						W	107-89
04/14/24	at SAS																						L	95-123
2023	TTL	17-8	359	36	71	.507	12	32	.375	17	25	.680	18	42	60	16	6	5	9	23	-128	101	6-29	
2023	AVG	--	21.1	2.1	4.2	--	0.7	1.9	--	1.0	1.5	--	1.1	2.5	3.5	0.9	0.4	0.3	0.5	1.4	-7.5	5.9	--	--







14 • GUARD

# MALACHI FLYNN

4th Season in the NBA  
1st Season with the Pistons

**PRIOR:**  
San Diego State

**HEIGHT:** 6-1  
**WEIGHT:** 185  
**BIRTHDATE:** 05/09/98  
**COUNTRY:** USA  
**ACQUIRED:** ACQUIRED VIA TRADE ON 2/8/24



	GP	GS	PPG	RPG	APG	SPG	BPG	MPG	FG%	3FG%	FT%
2023-24	69	0	5.5	1.7	1.9	0.55	0.12	12.7	.418	.331	.732
Career	213	21	5.5	1.7	1.9	0.55	0.11	14.2	.387	.334	.745

	POINTS			REB	AST	BLK	STL	DBL-DBL	TPL-DBL
	10+	20+	30+						
2023-24	12	1	1	--	--	--	3	--	--
Career	44	7	1	--	1	1	4	1	--

**RECENT GAMES**

OPPONENT	W/L	MIN	FG-A	3P-A	FT-A	OR	DR	TR	A	PF	ST	TO	BS	PTS
4/14 at SAS	L	20:21	2-8	0-4	0-0	0	1	1	3	0	1	1	0	4
4/12 at DAL	W	15:31	5-10	0-2	0-0	0	0	0	5	1	4	0	0	10
4/11 vs. CHI	L	15:18	4-8	1-2	3-5	1	1	2	1	0	0	3	0	12
4/9 at PHI	L	21:10	5-9	2-4	0-0	0	0	0	4	2	0	2	0	12
4/6 at BKN	L	14:49	1-7	1-5	0-0	0	3	3	5	5	0	1	0	3

**Injury List** — Missed 2 games due to Right Ankle; Sprained (1/1 through 1/3/24)

	2023-24 HIGHS	CAREER HIGHS
PTS	50 at ATL 4/3/24	50 at ATL 4/3/24
FGM	18 at ATL 4/3/24	18 at ATL 4/3/24
FGA	25 at ATL 4/3/24	25 at ATL 4/3/24
3FGM	5 at ATL 4/3/24	6 vs. ATL 4/13/21
3FGA	9 at ATL 4/3/24	13 2 times (vs. IND, 5/16/21)
FTM	9 at ATL 4/3/24	9 at ATL 4/3/24
FTA	12 at ATL 4/3/24	12 at ATL 4/3/24
OREB	3 vs. NOP 3/24/24	4 vs. GSW 12/18/22
DREB	6 at ATL 4/3/24	6 7 times (@ ATL, 4/3/24)
TREB	6 at ATL 4/3/24	8 2 times (vs. MEM, 12/29/22)
ASTS	8 vs. ATL 12/13/23	11 at CLE 4/10/21
STLS	4 at DAL 4/12/24	4 2 times (@ DAL, 4/12/24)
BLKS	1 8 times (vs. MEM, 4/1/24)	3 vs. WAS 4/5/21
MINS	34 at ATL 4/3/24	46 vs. IND 5/16/21

**NEW FACES:** Flynn was acquired from New York on February 8, 2024, along with Quentin Grimes, Ryan Arcidiacono, Evan Fournier and draft and cash considerations. It was his second time being traded this season after being sent to the Knicks from Toronto in the OG Anunoby trade on Dec. 30.

**50-PIECE!:** Flynn etched his name into history books with a career-high 50 points against Atlanta on April 3, the eighth 50-point game in franchise history and the third off the bench in NBA history. He shot 18-of-25 from the floor, 5-of-9 from three and 9-of-12 from the line and added six rebounds, five assists and three steals to join Blake Griffin (Oct. 23, 2018) as the only players to post 50-5-5 in a game in franchise history. It was the fewest field goals attempted in a 50-point game in franchise history as well. He joined Jamal Crawford (April 9, 2019, 51 points) and Nick Anderson (April 23, 1993, 50 points) as the only 50-pieces off the bench in NBA history and passed Richard Hamilton's 38-point game from Feb. 7, 2009 as the most bench points in franchise history. Flynn's spectacular effort was uncharacteristic in the most prolific way; his 5.2 career points entering the game was the lowest career scoring average by any player to score 50+ points in NBA history. The performance was one of the best in the NBA this season; he joined Luka Doncic and Jalen Brunson as the only players with 50-5-5 and at least three steals.

**MOST POINTS IN GAME, PISTONS HISTORY**

DATE	NAME	PTS	REB	AST
April 3, 2001	Jerry Stackhouse	57	4	5
Jan. 29, 1983	Kelly Tripuka	56	6	4
Feb. 21, 1971	Dave Bing	54	7	3
Feb. 4, 1958	George Yardley	52	20	1
Mar. 17, 2022	Saddiq Bey	51	9	4
Dec. 27, 2006	Richard Hamilton	51	2	2
Jan. 15, 1958	George Yardley	51	19	1
<b>April 3, 2024</b>	<b>Malachi Flynn</b>	<b>50</b>	<b>6</b>	<b>5</b>
Oct. 23, 2018	Blake Griffin	50	5	3

**MOST POINTS OFF BENCH, NBA HISTORY**

DATE	NAME	PTS	REB	AST
April 9, 2019	Jamal Crawford	51	5	5
April 23, 1993	Nick Anderson	50	3	2
<b>April 3, 2024</b>	<b>Malachi Flynn</b>	<b>50</b>	<b>6</b>	<b>5</b>
Feb. 20, 1983	Mike Woodson	48	3	2

**MOST POINTS OFF BENCH, PISTONS HISTORY**

DATE	NAME	PTS	REB	AST
<b>April 3, 2024</b>	<b>Malachi Flynn</b>	<b>50</b>	<b>6</b>	<b>5</b>
Feb. 7, 2009	Richard Hamilton	38	0	4
Jan. 30, 1993	Orlando Woolridge	36	4	0
Nov. 27, 1985	Vinnie Johnson	35	6	8





### MALACHI FLYNN - NBA REGULAR SEASON STATISTICS

SEASON	TEAM	GP	GS	MIN	FG	FGA	FG%	3PM	3PA	3P%	FT	FTA	FT%	OR	DR	TOT	A	ST	TO	BS	PTS	PPG
2020-21	TOR	47	14	928	127	340	.374	54	168	.321	45	56	.804	10	106	116	137	38	43	7	353	7.5
2021-22	TOR	44	5	537	72	183	.393	30	90	.333	15	24	.625	10	53	63	70	20	13	4	189	4.3
2022-23	TOR	53	2	691	87	242	.360	47	133	.353	25	33	.758	15	61	76	70	21	25	4	246	4.6
2023-24	TOR	31	0	474	56	137	.409	28	80	.350	17	22	.773	13	52	65	73	18	33	6	157	5.1
		Went from TOR to NYK.																				
2023-24	NYK	14	0	60	9	23	.391	4	13	.308	9	11	.818	0	6	6	6	1	3	0	31	2.2
		Went from NYK to DET.																				
2023-24	DET	24	0	342	71	165	.430	24	76	.316	26	38	.684	8	35	43	51	19	27	2	192	8.0
2023-24	TOT	69	0	876	136	325	.418	56	169	.331	52	71	.732	21	93	114	130	38	63	8	380	5.5
<b>TOTALS</b>		<b>213</b>	<b>21</b>	<b>3,030</b>	<b>422</b>	<b>1,090</b>	<b>.387</b>	<b>187</b>	<b>560</b>	<b>.334</b>	<b>137</b>	<b>184</b>	<b>.745</b>	<b>56</b>	<b>313</b>	<b>369</b>	<b>407</b>	<b>117</b>	<b>144</b>	<b>23</b>	<b>1,168</b>	<b>5.5</b>
<b>AVERAGE</b>		<b>--</b>	<b>--</b>	<b>14.2</b>	<b>2.0</b>	<b>5.1</b>	<b>--</b>	<b>0.9</b>	<b>2.6</b>	<b>--</b>	<b>0.6</b>	<b>0.9</b>	<b>--</b>	<b>0.3</b>	<b>1.5</b>	<b>1.7</b>	<b>1.9</b>	<b>0.5</b>	<b>0.7</b>	<b>0.1</b>	<b>5.5</b>	<b>--</b>

### MALACHI FLYNN - NBA POSTSEASON STATISTICS

SEASON	TEAM	GP	GS	MIN	FG	FGA	FG%	3PM	3PA	3P%	FT	FTA	FT%	OR	DR	TOT	A	ST	TO	BS	PTS	PPG
2021-22	TOR	6	0	36	0	7	.000	0	3	.000	0	0	.000	2	1	3	3	1	1	0	0	0.0
<b>TOTALS</b>		<b>6</b>	<b>0</b>	<b>36</b>	<b>0</b>	<b>7</b>	<b>.000</b>	<b>0</b>	<b>3</b>	<b>.000</b>	<b>0</b>	<b>0</b>	<b>.000</b>	<b>2</b>	<b>1</b>	<b>3</b>	<b>3</b>	<b>1</b>	<b>1</b>	<b>0</b>	<b>0</b>	<b>0.0</b>
<b>AVERAGE</b>		<b>--</b>	<b>--</b>	<b>6.0</b>	<b>0.0</b>	<b>1.2</b>	<b>--</b>	<b>0.0</b>	<b>0.5</b>	<b>--</b>	<b>0.0</b>	<b>0.0</b>	<b>--</b>	<b>0.3</b>	<b>0.2</b>	<b>0.5</b>	<b>0.5</b>	<b>0.2</b>	<b>0.2</b>	<b>0.0</b>	<b>0.0</b>	<b>--</b>

	REG CAREER HIGHS		2020-21 REG HIGHS		2021-22 REG HIGHS		2022-23 REG HIGHS		2023-24 REG HIGHS
PTS	50 at ATL 4/3/24	PTS	27 vs. IND 5/16/21	PTS	20 vs. ORL 3/4/22	PTS	20 vs. MIL 4/9/23	PTS	50 at ATL 4/3/24
FGM	18 at ATL 4/3/24	FGM	11 at DAL 5/14/21	FGM	7 2 times (vs. ORL, 3/4/22)	FGM	7 2 times (vs. MIL, 4/9/23)	FGM	18 at ATL 4/3/24
FGA	25 at ATL 4/3/24	FGA	22 vs. IND 5/16/21	FGA	14 2 times (@ NYK, 4/10/22)	FGA	16 vs. GSW 12/18/22	FGA	25 at ATL 4/3/24
3FGM	6 vs. ATL 4/13/21	3FGM	6 vs. ATL 4/13/21	3FGM	4 vs. ORL 3/4/22	3FGM	4 vs. GSW 12/18/22	3FGM	5 at ATL 4/3/24
3FGA	13 2 times (vs. IND, 5/16/21)	3FGA	13 2 times (vs. IND, 5/16/21)	3FGA	8 vs. PHI 12/28/21	3FGA	8 vs. GSW 12/18/22	3FGA	9 at ATL 4/3/24
FTM	9 at ATL 4/3/24	FTM	8 vs. CLE 4/26/21	FTM	2 3 times (vs. ORL, 3/4/22)	FTM	4 2 times (vs. MIL, 4/9/23)	FTM	9 at ATL 4/3/24
FTA	12 at ATL 4/3/24	FTA	8 vs. CLE 4/26/21	FTA	4 vs. ORL 3/4/22	FTA	4 4 times (vs. MIL, 4/9/23)	FTA	12 at ATL 4/3/24
OREB	4 vs. GSW 12/18/22	OREB	2 vs. LAL 4/6/21	OREB	2 at POR 11/15/21	OREB	4 vs. GSW 12/18/22	OREB	3 vs. NOP 3/24/24
DREB	6 7 times (@ ATL, 4/3/24)	DREB	6 5 times (vs. MEM, 5/8/21)	DREB	5 2 times (vs. BKN, 3/1/22)	DREB	6 vs. MEM 12/29/22	DREB	6 at ATL 4/3/24
TREB	8 2 times (vs. MEM, 12/29/22)	TREB	8 vs. LAL 4/6/21	TREB	6 2 times (vs. BKN, 3/1/22)	TREB	8 vs. MEM 12/29/22	TREB	6 at ATL 4/3/24
ASTS	11 at CLE 4/10/21	ASTS	11 at CLE 4/10/21	ASTS	8 2 times (vs. ORL, 3/4/22)	ASTS	5 2 times (@ MEM, 2/5/23)	ASTS	8 vs. ATL 12/13/23
STLS	4 2 times (@ DAL, 4/12/24)	STLS	4 vs. WAS 4/5/21	STLS	2 6 times (@ NYK, 4/10/22)	STLS	2 3 times (@ MEM, 2/5/23)	STLS	4 at DAL 4/12/24
BLKS	3 vs. WAS 4/5/21	BLKS	3 vs. WAS 4/5/21	BLKS	1 4 times (vs. ORL, 3/4/22)	BLKS	1 4 times (vs. DET, 3/24/23)	BLKS	1 8 times (vs. MEM, 4/1/24)
MINS	46 vs. IND 5/16/21	MINS	46 vs. IND 5/16/21	MINS	43 vs. BKN 3/1/22	MINS	37 vs. GSW 12/18/22	MINS	34 at ATL 4/3/24





2023-24 POSTSEASON NOTES



03/25/24	at NYK	P	29:39	5	12	.417	2	6	.333	2	2	1.000	1	3	4	3	2	1	2	2	-5	14	L	99-124
03/27/24	at MIN	P	19:19	6	9	.667	2	3	.667	0	0	.000	2	3	5	0	0	0	2	2	-9	14	L	91-106
03/29/24	at WAS	P	14:02	1	3	.333	0	2	.000	1	2	.500	0	2	2	3	1	0	1	0	-8	3	W	96-87
04/01/24	MEM	P	13:58	3	7	.429	2	5	.400	1	2	.500	0	2	2	0	0	1	2	1	-8	9	L	108-110
04/03/24	at ATL	P	34:04	18	25	.720	5	9	.556	9	12	.750	0	6	6	5	3	0	4	2	14	50	L	113-121
04/05/24	at MEM	P	22:44	0	12	.000	0	7	.000	3	4	.750	0	1	1	6	2	0	2	0	-13	3	L	90-108
04/06/24	at BKN	P	14:49	1	7	.143	1	5	.200	0	0	.000	0	3	3	5	0	0	1	5	10	3	L	103-113
04/09/24	at PHI	P	21:10	5	9	.556	2	4	.500	0	0	.000	0	0	0	4	0	0	2	2	-12	12	L	102-120
04/11/24	CHI	P	15:18	4	8	.500	1	2	.500	3	5	.600	1	1	2	1	0	0	3	0	-5	12	L	105-127
04/12/24	at DAL	P	15:31	5	10	.500	0	2	.000	0	0	.000	0	0	0	5	4	0	0	1	-2	10	W	107-89
04/14/24	at SAS	P	20:21	2	8	.250	0	4	.000	0	0	.000	0	1	1	3	1	0	1	0	-17	4	L	95-123
<b>2023</b>	<b>TTL</b>	<b>69-0</b>	<b>840</b>	<b>136</b>	<b>325</b>	<b>.418</b>	<b>56</b>	<b>169</b>	<b>.331</b>	<b>52</b>	<b>71</b>	<b>.732</b>	<b>21</b>	<b>93</b>	<b>114</b>	<b>130</b>	<b>38</b>	<b>8</b>	<b>63</b>	<b>66</b>	<b>-179</b>	<b>380</b>	<b>35-48</b>	
<b>2023</b>	<b>AVG</b>	<b>--</b>	<b>12.2</b>	<b>2.0</b>	<b>4.7</b>	<b>--</b>	<b>0.8</b>	<b>2.4</b>	<b>--</b>	<b>0.8</b>	<b>1.0</b>	<b>--</b>	<b>0.3</b>	<b>1.3</b>	<b>1.7</b>	<b>1.9</b>	<b>0.6</b>	<b>0.1</b>	<b>0.9</b>	<b>1.0</b>	<b>-2.6</b>	<b>5.5</b>	<b>--</b>	







19 • FORWARD

# SIMONE FONTECCHIO

2nd Season in the NBA  
1st Season with the Pistons

**PRIOR:**  
Baskonia

**HEIGHT:** 6-7  
**WEIGHT:** 200  
**BIRTHDATE:** 12/09/95  
**COUNTRY:** ITALY  
**ACQUIRED:** ACQUIRED VIA TRADE ON 2/7/24



	GP	GS	PPG	RPG	APG	SPG	BPG	MPG	FG%	3FG%	FT%
2023-24	66	43	10.5	3.7	1.5	0.67	0.35	24.9	.460	.401	.818
Career	118	49	8.6	2.8	1.2	0.50	0.26	20.4	.427	.375	.809

	POINTS	REB	AST	BLK	STL	DBL-DBL	TPL-DBL
	10+	20+	30+	10+	10+	3+	3+
2023-24	34	6	--	--	--	1	--
Career	47	9	--	--	--	1	1

	2023-24 HIGHS	CAREER HIGHS
PTS	27 vs. DAL 3/9/24	27 vs. DAL 3/9/24
FGM	10 vs. DAL 1/1/24	10 vs. DAL 1/1/24
FGA	19 at LAC 2/10/24	19 at LAC 2/10/24
3FGM	5 5 times (vs. MIA, 3/15/24)	5 6 times (vs. MIA, 3/15/24)
3FGA	12 at MIA 3/5/24	12 at MIA 3/5/24
FTM	5 2 times (vs. DAL, 3/9/24)	6 2 times (@ ORL, 3/9/23)
FTA	6 vs. MIA 12/30/23	6 3 times (vs. MIA, 12/30/23)
OREB	3 5 times (vs. OKC, 2/6/24)	3 5 times (vs. OKC, 2/6/24)
DREB	8 vs. CHA 3/1/24	8 vs. CHA 3/1/24
TREB	9 at LAC 2/10/24	9 2 times (@ LAC, 2/10/24)
ASTS	5 3 times (vs. ORL, 2/24/24)	5 3 times (vs. ORL, 2/24/24)
STLS	2 12 times (vs. CHA, 3/1/24)	3 at ORL 3/9/23
BLKS	4 at OKC 12/11/23	4 at OKC 12/11/23
MINS	38 vs. TOR 3/13/24	38 vs. TOR 3/13/24

**Injury List** — Missed 15 games due to Left Great Toe; Contusion (3/18 through 4/14/24)

Fontecchio's 43 3-pointers are the **3rd-most** through 16 games as a Piston in franchise history. He shot .426 3PT% (43-of-101) with Detroit.

**FITTING RIGHT IN:** After being acquired from the Utah Jazz on Feb. 7 for Kevin Knox, the rights to Gabriele Procida and a 2024 second-round pick, Fontecchio came out firing in his first game as a Piston, scoring 20 points with a T-career-high nine rebounds, one assist and one steal against the L.A. Clippers (2/10). It was the eighth-most points by a player in their Pistons debut in the past 25 seasons (since 1998-99), and joined Blake Griffin (Feb. 1, 2018) as the only player to add at least nine rebounds as well. Fontecchio attempted 19 field goals in 32 minutes played, including 10 shots in his first 10 minutes, tied with Marcus Morris (Oct. 27, 2015) as the most attempted field goals in a Pistons debut since Rip Hamilton (Oct. 30, 2002). **Fontecchio scored 247 points as a Piston, his most points over any career 16-game span.**

Fontecchio's career with	PTS	FG%	3PT%	REB	AST	STL	MIN
<b>2023-24 Detroit</b> (16 games)	15.4	.479	.426	4.4	1.8	0.9	30.3
<b>2023-24 Utah</b> (50 games)	8.9	.450	.391	3.5	1.5	0.6	23.2
<b>2022-23 Utah</b> (52 games)	6.3	.369	.330	1.7	0.8	0.3	14.7

**CAREER NIGHT:** On March 9 against Dallas, Fontecchio posted a career-high 27 points with four rebounds, two assists and one steal in 32 minutes off the bench. It was his most points in any professional competition since scoring 30 for Team Italy against Serbia in the 2023 FIBA World Cup on Sept. 1, 2023.

**IT'S IN HIS BLOOD:** Fontecchio's mother, Mali Pomilio, played basketball for the Italian National Team from 1983-89 and won two European titles for AS Vicenza...His grandfather, Vittorio Pomilio, played for the Italian National Team from 1957-60...Fontecchio's father, Daniele, was a professional Italian hurdler who won silver in the 60 meter hurdles at the 1986 European Indoor Championships and in the 110 meter hurdles at the 1985 European Cup, along with 10 national championships at the Italian individual senior level.

**INTERNATIONALLY KNOWN:** One of four active NBA players born in Italy (Danilo Gallinari, Nico Mannion, Reggie Jackson) and just one of 11 Italian-born players in NBA history, Fontecchio is an active member of the Italian National Basketball team. In the 2023 FIBA World Cup, he led the team with 18.0 points and 28.9 minutes across seven games to go with 5.6 rebounds and 1.4 assists en route to a quarterfinals appearance. He led the Italians in the 2020 Tokyo Olympics as well with 19.3 points and 30.3 minutes with 3.0 rebounds, 1.5 assists and 1.5 steals across four games in another quarterfinals appearance.







### SIMONE FONTECCHIO - NBA REGULAR SEASON STATISTICS

SEASON	TEAM	GP	GS	MIN	FG	FGA	FG%	3PM	3PA	3P%	FT	FTA	FT%	OR	DR	TOT	A	ST	TO	BS	PTS	PPG
2022-23	UTA	52	6	766	115	312	.369	63	191	.330	35	44	.795	31	55	86	42	15	39	8	328	6.3
2023-24	UTA	50	34	1,160	161	358	.450	91	233	.391	32	40	.800	52	124	176	73	30	51	18	445	8.9
2023-24	DET	16	9	484	91	190	.479	43	101	.426	22	26	.846	12	58	70	28	14	17	5	247	15.4
2023-24	TOT	66	43	1,643	252	548	.460	134	334	.401	54	66	.818	64	182	246	101	44	68	23	692	10.5
<b>TOTALS</b>		<b>118</b>	<b>49</b>	<b>2,408</b>	<b>367</b>	<b>860</b>	<b>.427</b>	<b>197</b>	<b>525</b>	<b>.375</b>	<b>89</b>	<b>110</b>	<b>.809</b>	<b>95</b>	<b>237</b>	<b>332</b>	<b>143</b>	<b>59</b>	<b>107</b>	<b>31</b>	<b>1,020</b>	<b>8.6</b>
<b>AVERAGE</b>		<b>--</b>	<b>--</b>	<b>20.4</b>	<b>3.1</b>	<b>7.3</b>	<b>--</b>	<b>1.7</b>	<b>4.4</b>	<b>--</b>	<b>0.8</b>	<b>0.9</b>	<b>--</b>	<b>0.8</b>	<b>2.0</b>	<b>2.8</b>	<b>1.2</b>	<b>0.5</b>	<b>0.9</b>	<b>0.3</b>	<b>8.6</b>	<b>--</b>

Went from UTA to DET.

	REG CAREER HIGHS		2022-23 REG HIGHS		2023-24 REG HIGHS
PTS	27 vs. DAL 3/9/24	PTS	26 vs. MIL 3/24/23	PTS	27 vs. DAL 3/9/24
FGM	10 vs. DAL 1/1/24	FGM	9 vs. MIL 3/24/23	FGM	10 vs. DAL 1/1/24
FGA	19 at LAC 2/10/24	FGA	18 at LAL 4/9/23	FGA	19 at LAC 2/10/24
3FGM	5 6 times (vs. MIA, 3/15/24)	3FGM	5 at MIA 3/13/23	3FGM	5 5 times (vs. MIA, 3/15/24)
3FGA	12 at MIA 3/5/24	3FGA	11 2 times (@ LAL, 4/9/23)	3FGA	12 at MIA 3/5/24
FTM	6 2 times (@ ORL, 3/9/23)	FTM	6 2 times (@ ORL, 3/9/23)	FTM	5 2 times (vs. DAL, 3/9/24)
FTA	6 3 times (vs. MIA, 12/30/23)	FTA	6 2 times (@ ORL, 3/9/23)	FTA	6 vs. MIA 12/30/23
OREB	3 5 times (vs. OKC, 2/6/24)	OREB	2 11 times (@ LAL, 4/9/23)	OREB	3 5 times (vs. OKC, 2/6/24)
DREB	8 vs. CHA 3/11/24	DREB	7 at LAL 4/9/23	DREB	8 vs. CHA 3/11/24
TREB	9 2 times (@ LAC, 2/10/24)	TREB	9 at LAL 4/9/23	TREB	9 at LAC 2/10/24
ASTS	5 3 times (vs. ORL, 2/24/24)	ASTS	4 vs. DEN 4/8/23	ASTS	5 3 times (vs. ORL, 2/24/24)
STLS	3 at ORL 3/9/23	STLS	3 at ORL 3/9/23	STLS	2 12 times (vs. CHA, 3/11/24)
BLKS	4 at OKC 12/11/23	BLKS	1 8 times (vs. BOS, 3/18/23)	BLKS	4 at OKC 12/11/23
MINS	38 vs. TOR 3/13/24	MINS	33 vs. SAC 3/20/23	MINS	38 vs. TOR 3/13/24





2023-24 GAME-BY-GAME REGULAR SEASON STATISTICS (UTA / DET)

DATE	OPP	P/S	MIN	FG	FGA	FG%	3PM	3PA	3P%	FT	FTA	FT%	OR	DR	TOT	A	ST	BS	TO	PF	+/-	PTS	WL	SCORE
10/25/23	SAC	P	2:25	1	2	.500	0	1	.000	0	0	.000	1	0	1	1	0	0	0	0	2	2	L	114-130
10/27/23	LAC																						W	120-118
10/28/23	at PHX	P	18:21	5	8	.625	3	6	.500	0	0	.000	1	2	3	0	0	1	2	1	6	13	L	104-126
10/30/23	at DEN																						L	102-110
11/01/23	MEM	P	8:21	2	5	.400	1	3	.333	0	0	.000	0	1	1	1	0	0	1	1	-3	5	W	133-109
11/02/23	ORL	P	6:48	0	1	.000	0	1	.000	0	0	.000	0	2	2	0	0	0	0	0	5	0	L	113-115
11/04/23	at MIN	P	9:32	2	3	.667	1	1	1.000	0	0	.000	0	2	2	0	0	0	1	0	-7	5	L	95-123
11/06/23	at CHI	P	3:58	0	2	.000	0	2	.000	0	0	.000	0	0	0	0	0	0	1	0	5	0	L	113-130
11/08/23	at IND	P	18:18	4	8	.500	2	5	.400	0	0	.000	3	2	5	1	0	1	2	2	-15	10	L	118-134
11/10/23	at MEM	P	12:12	2	3	.667	2	2	1.000	0	0	.000	1	1	2	1	2	0	1	2	-8	6	W	127-121
11/14/23	POR	P	16:08	0	2	.000	0	2	.000	0	0	.000	0	1	1	0	0	0	0	2	11	0	W	115-99
11/17/23	PHX	P	15:27	3	5	.600	2	4	.500	0	0	.000	0	1	1	0	0	0	1	2	-2	8	L	128-131
11/19/23	PHX	P	17:37	1	3	.333	1	1	1.000	0	0	.000	1	0	1	0	0	1	1	1	4	3	L	137-140 (2OT)
11/21/23	at LAL	P	27:08	4	6	.667	3	5	.600	0	0	.000	2	2	4	0	0	1	1	3	-6	11	L	99-131
11/22/23	at POR	P	15:46	3	7	.429	2	6	.333	0	0	.000	1	0	1	1	1	0	1	1	-8	8	L	105-121
11/25/23	NOP	S	25:38	3	8	.375	2	7	.286	2	2	1.000	0	3	3	0	0	1	2	1	0	10	W	105-100
11/27/23	NOP	S	28:00	4	9	.444	3	8	.375	3	4	.750	0	4	4	2	2	0	0	3	-1	14	W	114-112
11/29/23	at MEM	S	25:28	4	13	.308	4	8	.500	0	0	.000	0	4	4	4	1	0	0	1	-10	12	L	91-105
11/30/23	at MIN	S	33:40	6	12	.500	2	7	.286	2	2	1.000	3	2	5	5	1	0	2	3	-11	16	L	90-101
12/02/23	POR	S	34:39	3	12	.250	1	8	.125	0	0	.000	1	4	5	5	0	2	2	2	-4	7	W	118-113 (OT)
12/06/23	at DAL	S	24:04	2	5	.400	1	3	.333	2	2	1.000	0	2	2	3	0	1	1	1	-40	7	L	97-147
12/08/23	LAC	S	31:27	3	8	.375	2	5	.400	0	2	.000	0	2	2	0	0	0	2	4	-19	8	L	103-117
12/11/23	at OKC	S	23:17	7	11	.636	3	6	.500	2	2	1.000	1	1	2	1	0	4	0	1	-13	19	L	120-134
12/13/23	NYK	S	31:07	4	12	.333	3	10	.300	4	4	1.000	3	3	6	2	2	0	2	4	-10	15	W	117-113
12/14/23	at POR	S	24:56	7	8	.875	5	5	1.000	5	5	1.000	1	4	5	0	1	0	0	0	24	24	W	122-114
12/16/23	at SAC	S	25:23	3	9	.333	1	5	.200	0	0	.000	0	2	2	0	0	0	0	0	-23	7	L	104-125
12/18/23	BKN	S	24:32	1	7	.143	0	3	.000	0	0	.000	2	2	4	3	2	0	1	3	9	2	W	125-108
12/20/23	at CLE	S	35:57	3	7	.429	2	5	.400	1	2	.500	1	6	7	2	0	0	2	3	8	9	L	116-124
12/21/23	at DET	S	29:05	6	12	.500	4	7	.571	0	0	.000	0	2	2	0	1	0	0	1	2	16	W	119-111
12/23/23	at TOR	P	19:52	2	3	.667	2	3	.667	0	0	.000	1	0	1	0	1	0	3	3	0	6	W	126-119
12/26/23	at SAS	P	22:41	3	5	.600	2	4	.500	0	0	.000	1	2	3	0	0	0	1	1	25	8	W	130-118
12/28/23	at NOP	P	13:48	2	4	.500	1	2	.500	0	0	.000	2	0	2	0	1	0	1	4	-13	5	L	105-112
12/30/23	MIA	S	31:25	4	9	.444	1	5	.200	3	6	.500	3	4	7	2	2	1	0	4	7	12	W	117-109
01/01/24	DAL	S	29:00	10	16	.625	3	8	.375	1	1	1.000	0	6	6	2	2	1	1	0	27	24	W	127-90
01/03/24	DET	S	35:01	6	11	.545	3	4	.750	1	1	1.000	2	5	7	4	2	0	0	2	13	16	W	154-148 (OT)
01/05/24	at BOS	S	24:49	2	7	.286	2	5	.400	1	2	.500	1	3	4	3	1	0	2	2	-13	7	L	97-126
01/06/24	at PHI	S	32:51	3	9	.333	1	6	.167	0	0	.000	1	6	7	2	1	0	4	1	6	7	W	120-109
01/08/24	at MIL	S	31:34	2	6	.333	1	5	.200	0	0	.000	0	3	3	1	1	1	1	4	4	5	W	132-116
01/10/24	DEN	S	20:30	1	5	.200	1	4	.250	0	0	.000	0	0	0	0	2	0	3	0	13	3	W	124-111
01/12/24	TOR	S	22:30	5	9	.556	3	5	.600	0	0	.000	1	1	2	0	0	1	0	0	10	13	W	145-113
01/13/24	LAL	S	23:34	0	5	.000	0	3	.000	0	0	.000	2	2	4	4	0	0	1	3	16	0	W	132-125
01/15/24	IND	S	24:17	3	5	.600	2	3	.667	0	0	.000	0	4	4	2	0	0	1	2	22	8	W	132-105
01/18/24	OKC	S	28:59	4	9	.444	2	7	.286	2	2	1.000	2	3	5	2	1	0	1	2	2	12	L	129-134
01/20/24	at HOU	S	29:21	4	7	.571	2	5	.400	0	0	.000	2	5	7	3	0	0	1	2	2	10	L	126-127 (OT)
01/23/24	at NOP	S	24:50	6	9	.667	5	8	.625	1	1	1.000	0	4	4	2	2	0	1	1	-19	18	L	124-153
01/25/24	at WAS	S	21:13	4	7	.571	2	3	.667	0	0	.000	2	5	7	2	0	0	0	1	11	10	W	123-108
01/27/24	at CHA	S	27:11	2	6	.333	1	4	.250	0	0	.000	1	2	3	3	1	0	0	1	8	5	W	134-122
01/29/24	at BKN	S	22:05	2	9	.222	1	4	.250	0	0	.000	0	4	4	0	0	1	0	2	-11	5	L	114-147
01/30/24	at NYK	S	29:24	5	10	.500	4	8	.500	0	0	.000	2	3	5	1	0	1	1	1	0	14	L	103-118
02/01/24	PHI	S	26:41	3	9	.333	1	6	.167	0	0	.000	2	2	4	2	0	0	0	2	5	7	L	124-127
02/04/24	MIL	S	24:02	4	6	.667	1	3	.333	2	2	1.000	2	2	4	1	1	0	1	1	-2	11	W	123-108
02/06/24	OKC	S	24:53	1	4	.250	0	2	.000	0	0	.000	3	3	6	3	1	0	2	0	0	2	W	124-117
02/08/24	at POR																						W	128-122 (OT)
02/10/24	at LAC	P	32:06	8	19	.421	3	9	.333	1	1	1.000	2	7	9	1	1	0	1	1	-5	20	L	106-112
02/13/24	at LAL	S	25:41	3	6	.500	2	4	.500	0	2	.000	1	3	4	4	0	0	0	1	-19	8	L	111-125
02/14/24	at PHX	S	20:37	7	15	.467	2	7	.286	2	2	1.000	0	1	1	1	2	0	0	3	-13	18	L	100-116
02/22/24	at IND	S	33:14	6	12	.500	2	6	.333	0	0	.000	0	1	1	0	0	0	1	1	-3	14	L	115-129
02/24/24	ORL	S	31:13	7	13	.538	3	5	.600	0	0	.000	1	2	3	5	1	0	0	2	1	17	L	109-112
02/26/24	at NYK	S	32:58	5	9	.556	2	5	.400	0	0	.000	0	3	3	1	0	0	2	1	-2			

2023-24 POSTSEASON NOTES



03/18/24	at BOS	DND - Injury	L	94-119																			
03/20/24	IND	Inactive - Injury	L	103-122																			
03/22/24	BOS	Inactive - Injury	L	102-129																			
03/24/24	NOP	Inactive - Injury	L	101-114																			
03/25/24	at NYK	Inactive - Injury	L	99-124																			
03/27/24	at MIN	Inactive - Injury	L	91-106																			
03/29/24	at WAS	Inactive - Injury	W	96-87																			
04/01/24	MEM	Inactive - Injury	L	108-110																			
04/03/24	at ATL	Inactive - Injury	L	113-121																			
04/05/24	at MEM	Inactive - Injury	L	90-108																			
04/06/24	at BKN	Inactive - Injury	L	103-113																			
04/09/24	at PHI	Inactive - Injury	L	102-120																			
04/11/24	CHI	Inactive - Injury	L	105-127																			
04/12/24	at DAL	Inactive - Injury	W	107-89																			
04/14/24	at SAS	Inactive - Injury	L	95-123																			
2023	TTL	66-43	1,614	252	548	.460	134	334	.401	54	66	.818	64	182	246	101	44	23	68	110	-27	692	33-51
2023	AVG	--	24.5	3.8	8.3	--	2.0	5.1	--	0.8	1.0	--	1.0	2.8	3.7	1.5	0.7	0.3	1.0	1.7	-0.4	10.5	--





# EVAN FOURNIER

12th Season in the NBA  
1st Season with the Pistons

**PRIOR:**  
Poitiers Basket 86

**31 • GUARD/FORWARD**

**HEIGHT:** 6-7  
**WEIGHT:** 213  
**BIRTHDATE:** 10/29/92  
**COUNTRY:** FRANCE  
**ACQUIRED:** ACQUIRED VIA TRADE ON 2/8/24

	GP	GS	PPG	RPG	APG	SPG	BPG	MPG	FG%	3FG%	FT%
2023-24	32	0	6.9	1.8	1.5	0.91	0.22	18.1	.357	.254	.806
Career	704	504	13.6	2.7	2.5	0.87	0.15	27.7	.441	.374	.799

	POINTS			REB			AST			BLK			STL		
	10+	20+	30+	10+	10+	3+	3+	10+	10+	3+	3+	10+	10+	3+	3+
2023-24	12	1	--	--	--	--	--	3	--	--	--	--	--	--	--
Career	475	169	16	1	1	1	1	43	2	--	--	--	--	--	--

RECENT GAMES														
OPPONENT	W/L	MIN	FG-A	3P-A	FT-A	OR	DR	TR	A	PF	ST	TO	BS	PTS
4/14 at SAS	L	16:42	3-8	0-3	0-1	0	1	1	1	1	1	0	0	6
4/12 at DAL	W	29:24	6-14	1-6	0-0	1	3	4	2	2	0	1	1	13
4/11 vs. CHI	L	25:36	2-7	0-4	1-2	0	1	1	3	3	0	2	0	5
4/9 at PHI	L	26:21	7-11	3-5	4-4	0	3	3	0	1	1	0	2	21
4/6 at BKN	L	DND - Injury												

**Injury List** — Missed 2 games due to Right Ankle; Inflammation (11/18 through 11/20/23); Missed 1 game due to Illness; Non-Covid Related Illness (12/5); Missed 1 game due to Right Knee; Soreness (4/6)

	2023-24 HIGHS	CAREER HIGHS
PTS	21 at PHI 4/9/24	41 vs. BOS 1/6/22
FGM	7 at PHI 4/9/24	15 vs. BOS 1/6/22
FGA	14 2 times (@ DAL, 4/12/24)	25 2 times (vs. BOS, 1/6/22)
3FGM	4 vs. MIA 3/17/24	10 vs. BOS 1/6/22
3FGA	8 4 times (vs. MIA, 3/17/24)	14 vs. BOS 1/6/22
FTM	4 2 times (@ PHI, 4/9/24)	12 4 times (vs. DET, 2/21/21)
FTA	4 3 times (@ PHI, 4/9/24)	15 vs. MIA 4/8/16
OREB	1 5 times (@ DAL, 4/12/24)	3 13 times (@ MIL, 1/28/22)
DREB	4 2 times (vs. MIA, 3/17/24)	8 vs. MEM 3/22/19
TREB	4 5 times (@ DAL, 4/12/24)	10 vs. TOR 2/3/17
ASTS	5 at ORL 3/3/24	10 at BOS 10/22/18
STLS	3 3 times (@ MIN, 3/27/24)	5 3 times (vs. OKC, 4/27/21)
BLKS	2 at PHI 4/9/24	3 vs. SAC 1/27/21
MINS	31 vs. MIA 3/17/24	46 vs. MIA 4/8/16

Fournier scored a Pistons career-high and season-high **21** points against Philadelphia (4/9). It was his first time eclipsing 20 points since he scored 30 for New York against Charlotte on March 30, 2022.

**NEW FACES:** Fournier was acquired from New York on Feb. 8 along with Quentin Grimes, Ryan Arcidiacono, Malachi Flynn and draft considerations.

**OLYMPIC MEDALIST:** Fournier starred on the French National Team in the 2020 Tokyo Olympics, where he led the team with 18.7 points per game with 3.2 rebounds and 2.5 assists on .378 3PT% in 28.3 minutes across six games. The French went 5-1 overall in the tournament and fell to the United States, 87-82, in a tightly contested gold medal game. He led the team again in scoring at the 2023 FIBA World Cup with 13.8 points per game as the French came in 18th. In total, Fournier has seven international basketball medals: he won bronze in the FIBA World Cup in both 2019 and 2014, earned silver at the 2022 FIBA EuroBasket and bronze in the same event in 2015, bronze on the French U-20 Team at the 2011 European Championship and silver in the 2009 European U-18 Championship. He ranks 15th in French National Team history with 1,239 points.



In his international career, Fournier played in 59 games with Union Poitiers Basket 86 of the French League...In 2011-12, averaged 14.0 ppg., 3.2 rpg., 2.2 apg. and 1.50 stlpg. in 26.0 minpg....At 19 years old, became the youngest player in French League history to score at least 20 points in a game with 21 on Feb. 5, 2011 against SLUC Nancy...Earned the French League Rising Star Award as the league's most improved player in both 2011 and 2012...Participated in the Nike Hoop Summit in 2011.

**IN THE RECORD BOOKS:** After playing in 435 games for the Orlando Magic from 2014-20, Fournier ranks third in Magic history with 895 3-pointers made, eighth with 7049 points, 10th with 1299 assists and 11th with 418 steals. In addition, he ranks 63rd on the NBA all-time 3-pointers made list:

NBA ALL-TIME 3PM LIST, 60-63			
RANK	NAME	3PT	3PT%
60	Donovan Mitchell	1385	.366
61	Khris Middleton	1361	.388
62	Dan Majerle	1360	.358
<b>63</b>	<b>Evan Fournier</b>	<b>1359</b>	<b>.374</b>

**PERSONAL:** Last name is pronounced forn-yay... Born in Saint-Maurice, France...He and his wife, Laura, have a son, Elias (born June 2019)...Wore #94 as a member of the Denver Nuggets to represent the country code of where he is from in France... Had a movie produced about his rise from the French League to the NBA called "Evan: Le Reve Américain (The American Dream)," which premiered in Paris on Oct. 17, 2012...Has a dog named Simba, who was named after his favorite Disney character...Played in NBA Africa Game in both 2017 and 2018...If he wasn't an NBA player, he would be an archaeologist...Fan of the NFL's Denver Broncos.





EVAN FOURNIER - NBA REGULAR SEASON STATISTICS

SEASON	TEAM	GP	GS	MIN	FG	FGA	FG%	3PM	3PA	3P%	FT	FTA	FT%	OR	DR	TOT	A	ST	TO	BS	PTS	PPG
2012-13	DEN	38	4	428	75	152	.493	22	54	.407	30	39	.769	6	29	35	44	19	32	1	202	5.3
2013-14	DEN	76	4	1,503	228	544	.419	89	237	.376	93	123	.756	34	168	202	112	34	100	7	638	8.4
2014-15	ORL	58	32	1,661	253	575	.440	85	225	.378	107	147	.728	28	125	153	120	40	82	2	698	12.0
2015-16	ORL	79	71	2,566	429	929	.462	156	390	.400	199	238	.836	33	192	225	214	96	133	2	1,213	15.4
2016-17	ORL	68	66	2,234	408	930	.439	128	360	.356	223	277	.805	44	165	209	202	66	141	4	1,167	17.2
2017-18	ORL	57	57	1,837	368	802	.459	127	335	.379	150	173	.867	23	157	180	165	47	95	16	1,013	17.8
2018-19	ORL	81	81	2,553	468	1,069	.438	153	450	.340	137	170	.806	38	220	258	295	71	154	12	1,226	15.1
2019-20	ORL	66	66	2,076	434	929	.467	173	434	.399	180	220	.818	18	153	171	209	71	125	15	1,221	18.5
2020-21	ORL	26	26	787	170	369	.461	73	188	.388	98	123	.797	5	70	75	95	27	54	9	511	19.7
Went from ORL to BOS.																						
2020-21	BOS	16	10	472	77	172	.448	44	95	.463	10	14	.714	5	48	53	49	20	19	10	208	13.0
2020-21	TOT	42	36	1,258	247	541	.457	117	283	.413	108	137	.788	10	118	128	144	47	73	19	719	17.1
2021-22	NYK	80	80	2,358	402	965	.417	241	619	.389	80	113	.708	34	176	210	171	79	105	20	1,125	14.1
2022-23	NYK	27	7	459	56	166	.337	35	114	.307	18	21	.857	4	45	49	36	16	22	3	165	6.1
2023-24	NYK	3	0	39	4	20	.200	2	15	.133	2	2	1.000	0	4	4	3	4	1	0	12	4.0
Went from NYK to DET.																						
2023-24	DET	29	0	541	75	201	.373	31	115	.270	27	34	.794	5	49	54	45	25	20	7	208	7.2
2023-24	TOT	32	0	579	79	221	.357	33	130	.254	29	36	.806	5	53	58	48	29	21	7	220	6.9
<b>TOTALS</b>		<b>704</b>	<b>504</b>	<b>19,509</b>	<b>3,447</b>	<b>7,823</b>	<b>.441</b>	<b>1,359</b>	<b>3,631</b>	<b>.374</b>	<b>1,354</b>	<b>1,694</b>	<b>.799</b>	<b>277</b>	<b>1,601</b>	<b>1,878</b>	<b>1,760</b>	<b>615</b>	<b>1,083</b>	<b>108</b>	<b>9,607</b>	<b>13.6</b>
<b>AVERAGE</b>		--	--	<b>27.7</b>	<b>4.9</b>	<b>11.1</b>	--	<b>1.9</b>	<b>5.2</b>	--	<b>1.9</b>	<b>2.4</b>	--	<b>0.4</b>	<b>2.3</b>	<b>2.7</b>	<b>2.5</b>	<b>0.9</b>	<b>1.5</b>	<b>0.2</b>	<b>13.6</b>	--

EVAN FOURNIER - NBA POSTSEASON STATISTICS

SEASON	TEAM	GP	GS	MIN	FG	FGA	FG%	3PM	3PA	3P%	FT	FTA	FT%	OR	DR	TOT	A	ST	TO	BS	PTS	PPG
2012-13	DEN	4	4	53	6	17	.353	0	8	.000	7	8	.875	0	0	0	4	2	6	0	19	4.8
2018-19	ORL	5	5	175	24	69	.348	8	34	.235	6	8	.750	3	13	16	10	7	12	0	62	12.4
2019-20	ORL	5	5	171	20	57	.351	12	35	.343	12	17	.706	3	17	20	13	6	9	3	64	12.8
2020-21	BOS	5	5	167	27	63	.429	13	30	.433	10	12	.833	5	13	18	7	6	5	0	77	15.4
2022-23	NYK	0	0	0	0	0	0	0	0	0	0	0	0	0	0	0	0	0	0	0	0	0.0
<b>TOTALS</b>		<b>19</b>	<b>19</b>	<b>563</b>	<b>77</b>	<b>206</b>	<b>.374</b>	<b>33</b>	<b>107</b>	<b>.308</b>	<b>35</b>	<b>45</b>	<b>.778</b>	<b>11</b>	<b>43</b>	<b>54</b>	<b>34</b>	<b>21</b>	<b>32</b>	<b>3</b>	<b>222</b>	<b>11.7</b>
<b>AVERAGE</b>		--	--	<b>29.6</b>	<b>4.1</b>	<b>10.8</b>	--	<b>1.7</b>	<b>5.6</b>	--	<b>1.8</b>	<b>2.4</b>	--	<b>0.6</b>	<b>2.3</b>	<b>2.8</b>	<b>1.8</b>	<b>1.1</b>	<b>1.7</b>	<b>0.2</b>	<b>11.7</b>	--

	REG CAREER HIGHS		POST CAREER HIGHS		2012-13 REG HIGHS		2013-14 REG HIGHS
PTS	41 vs. BOS 1/6/22	PTS	19 vs. TOR 4/21/19	PTS	24 vs. POR 4/14/13	PTS	27 vs. SAC 2/23/14
FGM	15 vs. BOS 1/6/22	FGM	8 2 times (@ BKN, 6/1/21)	FGM	8 vs. POR 4/14/13	FGM	9 at HOU 4/6/14
FGA	25 2 times (vs. BOS, 1/6/22)	FGA	18 at TOR 4/13/19	FGA	14 vs. HOU 4/6/13	FGA	21 vs. CHA 1/29/14
3FGM	10 vs. BOS 1/6/22	3FGM	4 2 times (vs. BKN, 5/28/21)	3FGM	3 2 times (vs. BKN, 4/14/13)	3FGM	6 at HOU 4/6/14
3FGA	14 vs. BOS 1/6/22	3FGA	9 2 times (vs. BKN, 5/30/21)	3FGA	6 vs. HOU 4/6/13	3FGA	10 at HOU 4/6/14
FTM	12 4 times (vs. DET, 2/21/21)	FTM	5 2 times (@ MIL, 8/29/20)	FTM	6 vs. BKN 3/29/13	FTM	7 2 times (@ POR, 3/1/14)
FTA	15 vs. MIA 4/8/16	FTA	7 at MIL 8/29/20	FTA	6 2 times (vs. POR, 4/14/13)	FTA	8 2 times (@ POR, 3/1/14)
OREB	3 13 times (@ MIL, 1/28/22)	OREB	3 at TOR 4/16/19	OREB	2 vs. POR 4/14/13	OREB	3 2 times (vs. PHX, 2/18/14)
DREB	8 vs. MEM 3/22/19	DREB	7 vs. MIL 8/24/20	DREB	3 2 times (@ DAL, 4/12/13)	DREB	7 2 times (@ CHI, 2/21/14)
TREB	10 vs. TOR 2/3/17	TREB	8 vs. MIL 8/24/20	TREB	4 vs. POR 4/14/13	TREB	8 2 times (@ CHI, 2/21/14)
ASTS	10 at BOS 10/22/18	ASTS	5 at MIL 8/18/20	ASTS	5 vs. HOU 4/6/13	ASTS	6 2 times (vs. NOP, 4/2/14)
STLS	5 3 times (vs. OKC, 4/27/21)	STLS	3 at MIL 8/20/20	STLS	3 3 times (vs. POR, 4/14/13)	STLS	3 2 times (vs. WAS, 3/23/14)
BLKS	3 vs. SAC 1/27/21	BLKS	2 vs. MIL 8/24/20	BLKS	1 vs. SAS 4/10/13	BLKS	2 at HOU 11/16/13
MINS	46 vs. MIA 4/8/16	MINS	39 at BKN 5/22/21	MINS	36 vs. POR 4/14/13	MINS	44 vs. BKN 2/27/14

	2014-15 REG HIGHS		2015-16 REG HIGHS		2016-17 REG HIGHS		2017-18 REG HIGHS
PTS	28 at NYK 11/12/14	PTS	30 2 times (vs. DEN, 3/15/16)	PTS	29 vs. SAC 11/3/16	PTS	32 vs. MIN 1/16/18
FGM	9 at TOR 11/11/14	FGM	12 at NOP 11/3/15	FGM	11 4 times (@ MIA, 12/20/16)	FGM	12 2 times (vs. MIN, 1/16/18)
FGA	18 at TOR 11/11/14	FGA	21 2 times (@ HOU, 11/4/15)	FGA	22 2 times (vs. OKC, 3/29/17)	FGA	22 vs. MIN 1/16/18
3FGM	4 2 times (vs. UTA, 12/19/14)	3FGM	5 2 times (vs. DEN, 3/15/16)	3FGM	4 4 times (vs. DEN, 4/8/17)	3FGM	6 vs. MIN 1/16/18
3FGA	7 4 times (vs. CHA, 1/3/15)	3FGA	11 vs. SAC 11/21/15	3FGA	11 at SAC 3/13/17	3FGA	12 vs. MIN 1/16/18
FTM	10 at NYK 11/12/14	FTM	12 vs. MIA 4/8/16	FTM	8 2 times (vs. TOR, 2/3/17)	FTM	9 at NYK 12/3/17
FTA	14 at NYK 11/12/14	FTA	15 vs. MIA 4/8/16	FTA	10 2 times (vs. PHI, 3/20/17)	FTA	10 at NYK 12/3/17
OREB	2 4 times (vs. CHI, 2/8/15)	OREB	2 5 times (@ MIA, 3/25/16)	OREB	3 4 times (@ SAC, 3/13/17)	OREB	3 3 times (vs. HOU, 1/3/18)
DREB	6 2 times (vs. NOP, 2/20/15)	DREB	6 4 times (vs. MIA, 4/8/16)	DREB	7 2 times (vs. PHI, 2/9/17)	DREB	7 at BKN 10/20/17
TREB	6 6 times (vs. TOR, 4/10/15)	TREB	7 3 times (vs. MIA, 4/8/16)	TREB	10 vs. TOR 2/3/17	TREB	9 at BKN 10/20/17
ASTS	8 at DET 11/17/14	ASTS	8 vs. DAL 2/19/16	ASTS	8 2 times (vs. PHI, 2/9/17)	ASTS	5 10 times (vs. DET, 3/2/18)
STLS	4 at NYK 11/12/14	STLS	5 vs. PHI 1/20/16	STLS	3 4 times (@ LAL, 1/8/17)	STLS	5 vs. NYK 11/8/17
BLKS	1 2 times (vs. CLE, 12/26/14)	BLKS	1 2 times (vs. CHA, 1/22/16)	BLKS	1 4 times (@ CHI, 4/10/17)	BLKS	2 at CLE 10/21/17
MINS	40 at CHI 11/4/14	MINS	46 vs. MIA 4/8/16	MINS	44 at MIA 12/20/16	MINS	41 vs. ATL 12/6/17







2018-19 REG HIGHS		2019-20 REG HIGHS		2020-21 REG HIGHS		2021-22 REG HIGHS	
PTS	31 at PHI 10/20/18	PTS	32 vs. GSW 12/1/19	PTS	31 2 times (vs. DEN, 3/23/21)	PTS	41 vs. BOS 1/6/22
FGM	12 2 times (vs. DET, 11/7/18)	FGM	13 vs. GSW 12/1/19	FGM	11 2 times (vs. MIA, 5/9/21)	FGM	15 vs. BOS 1/6/22
FGA	23 at PHI 10/20/18	FGA	23 at IND 11/23/19	FGA	21 2 times (@ NYK, 3/18/21)	FGA	25 2 times (vs. BOS, 1/6/22)
3FGM	6 2 times (vs. DEN, 12/5/18)	3FGM	6 6 times (@ BOS, 2/5/20)	3FGM	7 2 times (vs. MIA, 5/9/21)	3FGM	10 vs. BOS 1/6/22
3FGA	10 6 times (@ PHI, 3/5/19)	3FGA	12 vs. DAL 2/21/20	3FGA	12 vs. DEN 3/23/21	3FGA	14 vs. BOS 1/6/22
FTM	8 2 times (@ ATL, 1/21/19)	FTM	12 2 times (@ SAC, 1/13/20)	FTM	12 vs. DET 2/21/21	FTM	4 7 times (vs. CLE, 4/2/22)
FTA	10 vs. UTA 12/15/18	FTA	14 vs. TOR 11/29/19	FTA	13 vs. DET 2/21/21	FTA	7 at HOU 12/16/21
OREB	3 2 times (vs. CLE, 3/14/19)	OREB	3 at SAS 2/29/20	OREB	1 10 times (@ CLE, 5/12/21)	OREB	3 at ML 1/28/22
DREB	8 vs. MEM 3/22/19	DREB	7 vs. MEM 11/8/19	DREB	7 2 times (vs. OKC, 4/27/21)	DREB	7 vs. BOS 1/6/22
TREB	8 3 times (vs. MEM, 3/22/19)	TREB	7 vs. MEM 11/8/19	TREB	7 3 times (vs. OKC, 4/27/21)	TREB	8 vs. BOS 1/6/22
ASTS	10 at BOS 10/22/18	ASTS	9 vs. WAS 11/17/19	ASTS	9 at IND 1/22/21	ASTS	7 at CHA 3/23/22
STLS	4 vs. BKN 1/18/19	STLS	4 at SAS 2/29/20	STLS	5 vs. OKC 4/27/21	STLS	4 2 times (vs. CHI, 12/2/21)
BLKS	2 at POR 11/28/18	BLKS	2 at MIA 3/4/20	BLKS	3 vs. SAC 1/27/21	BLKS	2 vs. TOR 4/10/22
MINS	40 at DET 1/16/19	MINS	39 at CLE 11/27/19	MINS	36 vs. DEN 3/23/21	MINS	45 vs. OKC 2/14/22

2022-23 REG HIGHS		2023-24 REG HIGHS	
PTS	17 vs. PHI 2/5/23	PTS	21 at PHI 4/9/24
FGM	6 3 times (vs. PHI, 2/5/23)	FGM	7 at PHI 4/9/24
FGA	12 at MIL 10/28/22	FGA	14 2 times (@ DAL, 4/12/24)
3FGM	5 vs. PHI 2/5/23	3FGM	4 vs. MIA 3/17/24
3FGA	8 2 times (vs. PHI, 2/5/23)	3FGA	8 4 times (vs. MIA, 3/17/24)
FTM	3 3 times (vs. SAS, 1/4/23)	FTM	4 2 times (@ PHI, 4/9/24)
FTA	4 2 times (vs. SAS, 1/4/23)	FTA	4 3 times (@ PHI, 4/9/24)
OREB	2 at TOR 1/22/23	OREB	1 5 times (@ DAL, 4/12/24)
DREB	5 vs. PHX 1/2/23	DREB	4 2 times (vs. MIA, 3/17/24)
TREB	5 vs. PHX 1/2/23	TREB	4 5 times (@ DAL, 4/12/24)
ASTS	4 vs. MIA 2/2/23	ASTS	5 at ORL 3/3/24
STLS	2 3 times (@ SAS, 12/29/22)	STLS	3 3 times (@ MIN, 3/27/24)
BLKS	1 3 times (@ BKN, 11/9/22)	BLKS	2 at PHI 4/9/24
MINS	33 at MEM 10/19/22	MINS	31 vs. MIA 3/17/24





2023-24 GAME-BY-GAME REGULAR SEASON STATISTICS ( NYK / DET )

DATE	OPP	P/S	MIN	FG	FGA	FG%	3PM	3PA	3P%	FT	FTA	FT%	OR	DR	TOT	A	ST	BS	TO	PF	+/-	PTS	W/L	SCORE
10/25/23	BOS																						L	104-108
10/27/23	at ATL																						W	126-120
10/28/23	at NOP																						L	87-96
10/31/23	at CLE																						W	109-91
11/01/23	CLE																						L	89-95
11/03/23	at MIL																						L	105-110
11/06/23	LAC																						W	111-97
11/08/23	SAS																						W	126-105
11/12/23	CHA																						W	129-107
11/13/23	at BOS																						L	98-114
11/15/23	at ATL																						W	116-114
11/17/23	at WAS	P	15:38	1	6	.167	0	4	.000	0	0	.000	0	1	1	1	1	0	0	2	6	2	W	120-99
11/18/23	at CHA																						W	122-108
11/20/23	at MIN																						L	100-117
11/24/23	MIA																						W	100-98
11/26/23	PHX																						L	113-116
11/28/23	CHA																						W	115-91
11/30/23	DET																						W	118-112
12/01/23	at TOR																						W	119-106
12/05/23	at MIL																						L	122-146
12/08/23	at BOS																						L	123-133
12/11/23	TOR																						W	136-130
12/13/23	at UTA																						L	113-117
12/15/23	at PHX																						W	139-122
12/16/23	at LAC																						L	122-144
12/18/23	at LAL																						W	114-109
12/20/23	at BKN																						W	121-102
12/23/23	MIL																						L	111-130
12/25/23	MIL																						W	129-122
12/27/23	at OKC																						L	120-129
12/29/23	at ORL																						L	108-117
12/30/23	at IND	P	17:24	3	10	.300	2	8	.250	2	2	1.000	0	2	2	2	3	0	1	0	-13	10	L	126-140
01/01/24	MIN																						W	112-106
01/03/24	CHI																						W	116-100
01/05/24	at PHI																						W	128-92
01/06/24	at WAS																						W	121-105
01/09/24	POR																						W	112-84
01/11/24	at DAL																						L	124-128
01/13/24	at MEM																						W	106-94
01/15/24	ORL																						L	94-98
01/17/24	HOU																						W	109-94
01/18/24	WAS	P	5:36	0	4	.000	0	3	.000	0	0	.000	0	1	1	0	0	0	0	2	-4	0	W	113-109
01/20/24	TOR																						W	126-100
01/23/24	at BKN																						W	108-103
01/25/24	DEN																						W	122-84
01/27/24	MIA																						W	125-109
01/29/24	at CHA																						W	113-92
01/30/24	UTA																						W	118-103
02/01/24	IND																						W	109-105
02/03/24	LAL																						L	105-113
02/06/24	MEM																						W	123-113
02/08/24	at POR																						W	128-122 (OT)
02/10/24	at LAC																						L	106-112
02/13/24	at LAL	P	24:31	4	9	.444	2	5	.400	3	4	.750	1	3	4	1	2	0	2	3	-10	13	L	111-125
02/14/24	at PHX	P	25:49	4	12	.333	2	7	.286	0	0	.000	1	3	4	1	1	1	3	2	-7	10	L	100-116
02/22/24	at IND	P	17:34	3	4	.750	3	4	.750	1	2	.500	0	4	4	0	0	0	1	1	-18	10	L	115-129
02/24/24	ORL	P	18:35	5	7	.714	2	3	.667	1	1	1.000	0	3	3	1	1	0	0	0	-2	13	L	109-112
02/26/24	at NYK	P	19:37	3	5	.600	1	3	.333	0	0	.000	0	0	0	1	2	0	2	3	-1	7	L	111-113
02/27/24	at CHI	P	5:31	0	2	.000	0	1	.000	0	0	.000	0	0	0	0	0	1	0	0	-5	0	W	105-95
03/01/24	CLE	P	14:33	0	2	.000	0	1	.000	3	3	1.000	0	2	2	1	1	0	0	1	-1	3	L	100-110
03/03/24	at ORL	P	26:07	6	13	.462	3	8	.375	2	2	1.000	1	0	1	5	1	0	0	2	8	17	L	91-113
03/05/24	at MIA	P	14:47	2	10	.200	2	8	.250	1	1	1.000	0	2	2	1	0	0	0	3	2	7	L	110-118
03/07/24	BKN	P	12:47	1	2	.500	0	1	.000	0	0	.000	0	2	2	1	1	0	1	2	1	2	W	118-112
03/09/24	DAL	P	10:45	0	3	.000	0	2	.000	0	0	.000	0	2	2	1	0	0	0	0	-12	0	L	124-142
03/11/24	CHA	P	11:16	1	4	.250	1	4	.250	0	0	.000	0	1	1	2	2	0	0	2	2	3	W	114-97
03/13/24	TOR	P	4:52	1	3	.333	0	1	.000	0	0	.000	0	1	1	1	0	0	0	1	-2	2	W	113-104
03/15/24	MIA	P	15:43	4	8	.500	1	5	.200	3	3	1.000	0	1	1	3	1	0	0	1	-8	12	L	95-108
03/17/24	MIA	P	31:16	6	14	.429	4	8	.500	2	3	.667	0	4	4	1	3	0	2	5	12	18	L	101-104
03/18/24	at BOS	P	22:18	1	9	.111	1	7	.143	0	0	.000	0	1	1	4	0	0	1	2	-6	3	L	94-119
03/20/24	IND	P	21:41	2	6	.333	1	2	.500	0	0	.000	1	2	3	4	1	0	2	0	-6	5	L	103-122
03/22/24	BOS	P	27:54	3	7	.429	0	3	.000	0	0	.000	0	1	1	3	1	1	1	4	-8	6	L	102-129
03/24/24	NOP	P	09:45	0	5	.000	0	4	.000	2	2	1.000	0	1	1	0	0	0	0	0	-8	2	L	101-114



2023-24 POSTSEASON NOTES



03/25/24	at NYK	P	19:43	5	11	.455	1	4	.250	4	4	1.000	0	2	2	2	1	0	1	1	-5	15	L	99-124
03/27/24	at MIN	P	15:01	0	6	.000	0	4	.000	0	0	.000	0	0	0	0	3	0	1	1	-10	0	L	91-106
03/29/24	at WAS	P	25:34	4	6	.667	2	4	.500	0	2	.000	0	2	2	0	0	0	0	1	-1	10	W	96-87
04/01/24	MEM	P	29:10	2	8	.250	1	5	.200	0	0	.000	0	3	3	4	1	1	0	2	-4	5	L	108-110
04/03/24	at ATL	P	15:11	0	5	.000	0	3	.000	0	0	.000	0	1	1	2	1	0	0	0	8	0	L	113-121
04/05/24	at MEM	P	2:58	0	0	.000	0	0	.000	0	0	.000	0	0	0	0	0	0	0	0	-11	0	L	90-108
04/06/24	at BKN																						L	103-113
DND - Injury																								
04/09/24	at PHI	P	26:21	7	11	.636	3	5	.600	4	4	1.000	0	3	3	0	1	2	0	1	-19	21	L	102-120
04/11/24	CHI	P	25:36	2	7	.286	0	4	.000	1	2	.500	0	1	1	3	0	0	2	3	-18	5	L	105-127
04/12/24	at DAL	P	29:24	6	14	.429	1	6	.167	0	0	.000	1	3	4	2	0	1	1	2	12	13	W	107-89
04/14/24	at SAS	P	16:42	3	8	.375	0	3	.000	0	1	.000	0	1	1	1	1	0	0	1	-12	6	L	95-123
2023	TTL	32-0	562	79	221	.357	33	130	.254	29	36	.806	5	53	58	48	29	7	21	48	-140	220	40-43	
2023	AVG	--	17.6	2.5	6.9	--	1.0	4.1	--	0.9	1.1	--	0.2	1.7	1.8	1.5	0.9	0.2	0.7	1.5	-4.4	6.9	--	





TAJ GIBSON

15th Season in the NBA  
1st Season with the Pistons

**PRIOR:**  
USC

**67 • CENTER**

**HEIGHT:** 6-9  
**WEIGHT:** 234  
**BIRTHDATE:** 06/24/85  
**COUNTRY:** USA  
**ACQUIRED:** SIGNED AS FREE AGENT ON 3/6/24



	GP	GS	PPG	RPG	APG	SPG	BPG	MPG	FG%	3FG%	FT%
2023-24	20	1	1.7	1.9	0.6	0.15	0.35	10.2	.405	.200	1.000
Career	965	450	8.6	5.8	1.0	0.54	0.98	23.5	.517	.263	.713

	POINTS			REB			AST			BLK			STL		
	10+	20+	30+	10+	10+	3+	3+	3+	3+	DBL-DBL	TPL-DBL				
2023-24	--	--	--	--	--	1	--	--	--	--	--				
Career	389	29	--	142	--	82	19	105	--	--	--				

	2023-24 HIGHS	CAREER HIGHS
PTS	8 at DAL 4/12/24	28 vs. LAL 2/15/18
FGM	4 at DAL 4/12/24	12 vs. ATL 2/11/14
FGA	6 at DAL 4/12/24	23 at GSW 2/6/14
3FGM	1 2 times (@ BKN, 4/6/24)	4 at NYK 4/2/23
3FGA	2 3 times (@ BKN, 4/6/24)	5 3 times (@ NYK, 4/2/23)
FTM	2 vs. MEM 2/6/24	8 8 times (@ NYK, 3/23/18)
FTA	2 vs. MEM 2/6/24	10 5 times (vs. ORL, 11/22/17)
OREB	2 3 times (@ HOU, 2/12/24)	11 at NYK 2/17/10
DREB	4 2 times (@ DAL, 4/12/24)	13 2 times (@ ATL, 2/2/13)
TREB	5 at DAL 4/12/24	19 at ATL 2/2/13
ASTS	3 vs. MIL 12/25/23	7 vs. WAS 2/24/16
STLS	1 3 times (@ BOS, 3/18/24)	4 5 times (vs. BOS, 12/1/19)
BLKS	3 vs. MIL 12/25/23	6 4 times (vs. MIL, 1/5/16)
MINS	22 vs. DAL 2/8/24	48 at BKN 2/1/13

**RECENT GAMES**

OPPONENT	W/L	MIN	FG-A	3P-A	FT-A	OR	DR	TR	A	PF	ST	TO	BS	PTS
4/14 at SAS	L	7:52	1-3	0-0	0-0	1	1	2	0	0	0	0	0	2
4/12 at DAL	W	11:30	4-6	0-0	0-0	1	4	5	2	1	0	0	1	8
4/11 vs. CHI	L													
4/9 at PHI	L													
4/6 at BKN	L	08:49	2-3	1-2	0-0	0	0	0	0	1	0	0	0	5

**Injury List** — Missed 9 games due to Right Hamstring; Strain (3/20 through 4/5/24)

*In the win against Dallas on April 12, Gibson set season-highs in points (8), field goals made (4), field goals attempted (6) and rebounds (5). He appeared in four games for the Pistons and averaged 4.5 points.*

**NEW FACES:** Gibson was signed to a 10-day contract by the Pistons on March 6, 2024 and was extended to a rest-of-season contract on March 15. He appeared in 16 games for the New York Knicks across three stints (two 10-day contracts).

**SEASONED VET:** Gibson is a 15-year NBA veteran and appeared in 961 career games (450 starts) prior to joining Detroit for Chicago, Oklahoma City, Minnesota, New York and Washington. The No. 26 overall pick in the 2009 NBA Draft, Gibson holds career averages of 8.6 points, 5.8 rebounds, 1.0 assists and 1.0 blocks in 23.5 minutes per game. Gibson appeared in 71 career playoff games and averaged 7.8 points, 4.9 rebounds and 0.6 assists in 22.3 minutes. A native of Brooklyn, N.Y., Gibson most recently appeared in 16 games with the New York Knicks this season. Gibson played collegiately at the University of Southern California from 2006-09 where he was named Pac-10 Defensive Player of the Year and Second-Team All-Pac-10 in 2009.





### TAJ GIBSON - NBA REGULAR SEASON STATISTICS

SEASON	TEAM	GP	GS	MIN	FG	FGA	FG%	3PM	3PA	3P%	FT	FTA	FT%	OR	DR	TOT	A	ST	TO	BS	PTS	PPG
2009-10	CHI	82	70	2,204	311	629	.494	0	0	.000	113	175	.646	226	385	611	70	50	114	104	735	9.0
2010-11	CHI	80	19	1,742	234	502	.466	1	8	.125	100	148	.676	162	296	458	58	39	71	106	569	7.1
2011-12	CHI	63	0	1,284	200	404	.495	0	0	.000	84	135	.622	135	197	332	47	27	60	81	484	7.7
2012-13	CHI	65	5	1,459	214	441	.485	0	4	.000	89	131	.679	125	220	345	61	27	76	90	517	8.0
2013-14	CHI	82	8	2,351	429	896	.479	0	7	.000	211	281	.751	200	358	558	91	41	150	112	1,069	13.0
2014-15	CHI	62	17	1,692	254	506	.502	0	0	.000	132	184	.717	162	234	396	71	36	77	75	640	10.3
2015-16	CHI	73	55	1,936	263	500	.526	0	3	.000	101	146	.692	206	298	504	106	47	78	77	627	8.6
2016-17	CHI	55	55	1,502	276	530	.521	2	12	.167	85	119	.714	120	262	382	60	27	77	50	639	11.6
Went from CHI to OKC.																						
2016-17	OKC	23	16	487	89	179	.497	1	1	1.000	28	39	.718	38	65	103	13	14	28	15	207	9.0
2016-17	TOT	78	71	1,987	365	709	.515	3	13	.231	113	158	.715	158	327	485	73	41	105	65	846	10.8
2017-18	MIN	82	82	2,727	425	737	.577	7	35	.200	142	185	.768	194	390	584	99	62	89	59	999	12.2
2018-19	MIN	70	57	1,686	304	537	.566	11	34	.324	134	177	.757	172	286	458	84	53	73	39	753	10.8
2019-20	NYK	62	56	1,025	167	286	.584	4	14	.286	41	56	.732	111	156	267	52	27	47	30	379	6.1
2020-21	NYK	45	3	936	99	158	.627	3	15	.200	40	55	.727	99	151	250	36	31	22	49	241	5.4
2021-22	NYK	52	4	946	86	166	.518	15	38	.395	42	52	.808	88	141	229	32	22	27	40	229	4.4
2022-23	WAS	49	2	480	65	125	.520	8	24	.333	30	42	.714	32	61	93	34	15	26	12	168	3.4
2023-24	NYK	16	1	165	7	23	.304	0	6	.000	2	2	1.000	10	18	28	9	2	5	6	16	1.0
Went from NYK to DET.																						
2023-24	DET	4	0	39	8	14	.571	2	4	.500	0	0	.000	2	7	9	2	1	0	1	18	4.5
2023-24	TOT	20	1	204	15	37	.405	2	10	.200	2	2	1.000	12	25	37	11	3	5	7	34	1.7
<b>TOTALS</b>		<b>965</b>	<b>450</b>	<b>22,653</b>	<b>3,431</b>	<b>6,633</b>	<b>.517</b>	<b>54</b>	<b>205</b>	<b>.263</b>	<b>1,374</b>	<b>1,927</b>	<b>.713</b>	<b>2,082</b>	<b>3,525</b>	<b>5,607</b>	<b>925</b>	<b>521</b>	<b>1,020</b>	<b>946</b>	<b>8,290</b>	<b>8.6</b>
<b>AVERAGE</b>		--	--	<b>23.5</b>	<b>3.6</b>	<b>6.9</b>	--	<b>0.1</b>	<b>0.2</b>	--	<b>1.4</b>	<b>2.0</b>	--	<b>2.2</b>	<b>3.7</b>	<b>5.8</b>	<b>1.0</b>	<b>0.5</b>	<b>1.1</b>	<b>1.0</b>	<b>8.6</b>	--

### TAJ GIBSON - NBA POSTSEASON STATISTICS

SEASON	TEAM	GP	GS	MIN	FG	FGA	FG%	3PM	3PA	3P%	FT	FTA	FT%	OR	DR	TOT	A	ST	TO	BS	PTS	PPG
2009-10	CHI	5	5	145	16	38	.421	0	0	.000	6	11	.545	9	26	35	3	1	2	3	38	7.6
2010-11	CHI	16	0	284	43	76	.566	0	1	.000	9	15	.600	26	40	66	9	5	14	22	95	5.9
2011-12	CHI	6	0	137	21	46	.457	0	0	.000	15	22	.682	15	24	39	4	4	3	10	57	9.5
2012-13	CHI	12	0	206	31	66	.470	0	2	.000	16	22	.727	15	21	36	4	4	9	6	78	6.5
2013-14	CHI	5	0	154	32	57	.561	0	0	.000	27	36	.750	21	10	31	2	2	8	12	91	18.2
2014-15	CHI	12	2	276	34	72	.472	0	0	.000	21	30	.700	25	41	66	12	4	11	12	89	7.4
2016-17	OKC	5	5	118	21	35	.600	0	0	.000	7	8	.875	3	15	18	3	1	8	0	49	9.8
2017-18	MIN	5	5	123	14	22	.636	0	0	.000	3	3	1.000	7	13	20	2	1	4	2	31	6.2
2020-21	NYK	5	3	138	12	20	.600	0	0	.000	1	1	1.000	16	19	35	4	8	3	5	25	5.0
<b>TOTALS</b>		<b>71</b>	<b>20</b>	<b>1,576</b>	<b>224</b>	<b>432</b>	<b>.519</b>	<b>0</b>	<b>3</b>	<b>.000</b>	<b>105</b>	<b>148</b>	<b>.709</b>	<b>137</b>	<b>209</b>	<b>346</b>	<b>43</b>	<b>30</b>	<b>62</b>	<b>72</b>	<b>553</b>	<b>7.8</b>
<b>AVERAGE</b>		--	--	<b>22.2</b>	<b>3.2</b>	<b>6.1</b>	--	<b>0.0</b>	<b>0.0</b>	--	<b>1.5</b>	<b>2.1</b>	--	<b>1.9</b>	<b>2.9</b>	<b>4.9</b>	<b>0.6</b>	<b>0.4</b>	<b>0.9</b>	<b>1.0</b>	<b>7.8</b>	--

REG CAREER HIGHS		POST CAREER HIGHS		2009-10 REG HIGHS		2010-11 REG HIGHS		2011-12 REG HIGHS	
PTS	28 vs. LAL 2/15/18	PTS	32 at WAS 4/27/14	PTS	22 vs. NJN 3/27/10	PTS	18 2 times (@ BOS, 11/5/10)	PTS	19 at ATL 3/28/12
FGM	12 vs. ATL 2/11/14	FGM	13 at WAS 4/27/14	FGM	9 2 times (vs. CLE, 3/19/10)	FGM	9 at BOS 11/5/10	FGM	8 at ATL 3/28/12
FGA	23 at GSW 2/6/14	FGA	17 vs. WAS 4/22/14	FGA	14 4 times (vs. CLE, 3/19/10)	FGA	16 vs. MIN 12/11/10	FGA	12 3 times (@ ATL, 3/28/12)
3FGM	4 at NYK 4/2/23	3FGM	--	3FGM	--	3FGM	1 at DAL 11/19/10	3FGM	--
3FGA	5 3 times (@ NYK, 4/2/23)	3FGA	1 3 times (vs. MIA, 5/13/13)	3FGA	--	3FGA	1 8 times (@ UTA, 2/9/11)	3FGA	--
FTM	8 8 times (@ NYK, 3/23/18)	FTM	8 vs. WAS 4/22/14	FTM	8 vs. NJN 3/27/10	FTM	7 vs. CHA 2/15/11	FTM	5 vs. DET 1/9/12
FTA	10 5 times (vs. ORL, 11/22/17)	FTA	10 vs. WAS 4/22/14	FTA	10 vs. NJN 3/27/10	FTA	10 vs. CHA 2/15/11	FTA	6 4 times (@ TOR, 3/21/12)
OREB	11 at NYK 2/17/10	OREB	9 vs. WAS 4/22/14	OREB	11 at NYK 2/17/10	OREB	8 at DAL 11/19/10	OREB	8 vs. NYK 3/12/12
DREB	13 2 times (@ ATL, 2/2/13)	DREB	10 at PHI 5/6/12	DREB	13 at OKC 1/27/10	DREB	11 at ORL 4/10/11	DREB	10 vs. CLE 4/26/12
TREB	19 at ATL 2/2/13	TREB	12 at PHI 5/6/12	TREB	16 2 times (@ WAS, 4/2/10)	TREB	18 at DAL 11/19/10	TREB	13 vs. NYK 3/12/12
ASTS	7 vs. WAS 2/24/16	ASTS	3 at MIL 4/30/15	ASTS	4 2 times (vs. HOU, 3/22/10)	ASTS	3 3 times (vs. MIN, 12/11/10)	ASTS	4 2 times (vs. PHI, 3/17/12)
STLS	4 5 times (vs. BOS, 12/1/19)	STLS	3 2 times (vs. ATL, 5/26/21)	STLS	3 3 times (vs. CLE, 3/19/10)	STLS	3 3 times (vs. BOS, 4/7/11)	STLS	2 4 times (@ MIA, 4/19/12)
BLKS	6 4 times (vs. MIL, 1/5/16)	BLKS	4 3 times (vs. PHI, 5/8/12)	BLKS	5 vs. HOU 3/22/10	BLKS	6 2 times (vs. CHA, 1/18/11)	BLKS	5 vs. NOH 2/28/12
MINS	48 at BKN 2/1/13	MINS	36 vs. WAS 4/22/14	MINS	43 at DET 3/28/10	MINS	47 vs. CHA 1/18/11	MINS	31 vs. CLE 4/26/12
2012-13 REG HIGHS		2013-14 REG HIGHS		2014-15 REG HIGHS		2015-16 REG HIGHS		2016-17 REG HIGHS	
PTS	21 at ORL 1/2/13	PTS	26 3 times (@ GSW, 2/6/14)	PTS	23 at MIL 11/5/14	PTS	18 2 times (vs. SAC, 3/21/16)	PTS	23 vs. CLE 12/2/16
FGM	9 at ATL 2/2/13	FGM	12 vs. ATL 2/11/14	FGM	10 at NYK 10/29/14	FGM	8 at ORL 3/26/16	FGM	10 vs. CLE 12/2/16
FGA	15 at BKN 2/1/13	FGA	23 at GSW 2/6/14	FGA	17 at MIL 11/5/14	FGA	13 2 times (vs. SAC, 3/21/16)	FGA	17 at BKN 3/14/17
3FGM	--	3FGM	--	3FGM	--	3FGM	--	3FGM	1 3 times (@ POR, 3/2/17)
3FGA	1 4 times (@ ORL, 4/15/13)	3FGA	1 7 times (vs. IND, 3/24/14)	3FGA	--	3FGA	1 3 times (@ UTA, 2/1/16)	3FGA	2 vs. NOP 1/14/17
FTM	5 3 times (vs. DET, 3/31/13)	FTM	8 3 times (@ GSW, 2/6/14)	FTM	8 vs. POR 12/12/14	FTM	6 2 times (vs. NYK, 3/23/16)	FTM	6 vs. MIA 1/27/17
FTA	8 vs. DET 3/31/13	FTA	10 at MIL 1/10/14	FTA	10 vs. POR 12/12/14	FTA	7 3 times (vs. NYK, 3/23/16)	FTA	6 5 times (vs. DEN, 4/12/17)
OREB	6 2 times (@ ATL, 2/2/13)	OREB	7 vs. NOP 12/2/13	OREB	5 9 times (vs. MIA, 1/25/15)	OREB	7 at PHI 1/14/16	OREB	5 8 times (vs. POR, 3/7/17)
DREB	13 at ATL 2/2/13	DREB	10 at DAL 2/28/14	DREB	12 at ATL 12/15/14	DREB	10 vs. MIL 1/5/16	DREB	11 vs. NOP 1/14/17
TREB	19 at ATL 2/2/13	TREB	15 at DAL 2/28/14	TREB	17 at ATL 12/15/14	TREB	14 2 times (vs. MIL, 1/5/16)	TREB	15 vs. NOP 1/14/17
ASTS	5 2 times (vs. MIA, 3/27/13)	ASTS	5 vs. ATL 2/11/14	ASTS	6 at LAC 11/17/14	ASTS	7 vs. WAS 2/24/16	ASTS	5 vs. CLE 12/2/16
STLS	2 5 times (vs. POR, 3/21/13)	STLS	2 8 times (vs. MIL, 4/4/14)	STLS	3 3 times (vs. DET, 4/3/15)	STLS	4 vs. SAC 3/21/16	STLS	2 8 times (@ ORL, 3/29/17)
BLKS	5 2 times (@ IND, 2/4/13)	BLKS	5 3 times (vs. PHI, 3/22/14)	BLKS	6 vs. BKN 12/10/14	BLKS	6 vs. MIL 1/5/16	BLKS	4 vs. MIA 1/27/17
MINS	48 at BKN 2/1/13	MINS	46 vs. ATL 2/11/14	MINS	45 vs. POR 12/12/14	MINS	45 at UTA 2/1/16	MINS	40 vs. CLE 12/2/16







2017-18 REG HIGHS		2018-19 REG HIGHS		2019-20 REG HIGHS		2020-21 REG HIGHS		2021-22 REG HIGHS	
PTS	28 vs. LAL 2/15/18	PTS	25 vs. NYK 3/10/19	PTS	19 2 times (vs. ORL, 2/6/20)	PTS	11 2 times (@ PHX, 5/7/21)	PTS	13 at NOP 10/30/21
FGM	11 2 times (vs. LAL, 2/15/18)	FGM	11 vs. NYK 3/10/19	FGM	9 vs. ORL 2/6/20	FGM	5 2 times (@ PHX, 5/7/21)	FGM	5 2 times (@ DEN, 2/8/22)
FGA	16 2 times (vs. LAL, 2/15/18)	FGA	17 at MIL 2/23/19	FGA	13 vs. ORL 2/6/20	FGA	7 2 times (@ MIL, 3/27/21)	FGA	8 3 times (vs. BKN, 2/16/22)
3FGM	1 7 times (@ IND, 12/31/17)	3FGM	3 at LAL 11/7/18	3FGM	1 4 times (@ ATL, 3/11/20)	3FGM	1 3 times (@ MIL, 3/11/21)	3FGM	2 3 times (@ CHA, 3/23/22)
3FGA	2 5 times (@ IND, 12/31/17)	3FGA	5 at LAL 11/7/18	3FGA	3 at MIL 12/2/19	3FGA	3 at MIL 3/11/21	3FGA	5 vs. CLE 4/2/22
FTM	8 3 times (@ NYK, 3/23/18)	FTM	7 3 times (@ HOU, 3/17/19)	FTM	7 vs. CHI 2/29/20	FTM	4 5 times (@ LAL, 5/11/21)	FTM	4 2 times (@ WAS, 4/8/22)
FTA	10 vs. ORL 11/22/17	FTA	9 at HOU 3/17/19	FTA	8 vs. CHI 2/29/20	FTA	6 vs. WAS 3/25/21	FTA	4 4 times (@ WAS, 4/8/22)
OREB	7 vs. PHX 11/26/17	OREB	7 vs. HOU 12/3/18	OREB	6 vs. CLE 11/18/19	OREB	7 vs. WAS 3/25/21	OREB	4 7 times (@ DAL, 3/9/22)
DREB	11 vs. CLE 1/8/18	DREB	10 vs. DAL 1/11/19	DREB	7 at MIL 12/2/19	DREB	8 2 times (vs. NOP, 4/18/21)	DREB	7 2 times (@ OKC, 12/31/21)
TREB	14 3 times (@ DEN, 4/5/18)	TREB	15 vs. DAL 1/11/19	TREB	10 2 times (vs. HOU, 3/2/20)	TREB	14 vs. NOP 4/18/21	TREB	9 vs. MIL 11/10/21
ASTS	4 4 times (@ HOU, 1/18/18)	ASTS	5 2 times (@ UTA, 3/14/19)	ASTS	4 at DET 11/6/19	ASTS	4 at MIL 3/27/21	ASTS	3 2 times (vs. BOS, 1/6/22)
STLS	4 2 times (@ ATL, 1/29/18)	STLS	4 vs. MEM 1/30/19	STLS	4 vs. BOS 12/11/19	STLS	3 at BKN 4/5/21	STLS	2 2 times (@ WAS, 4/8/22)
BLKS	3 3 times (@ LAL, 4/6/18)	BLKS	3 2 times (vs. LAL, 10/29/18)	BLKS	3 at ATL 3/11/20	BLKS	5 at MEM 5/3/21	BLKS	4 at DET 12/29/21
MINS	43 vs. MEM 3/26/18	MINS	37 at LAL 11/7/18	MINS	31 vs. MIA 1/12/20	MINS	35 at NOP 4/14/21	MINS	31 at PHI 11/8/21

2022-23 REG HIGHS		2023-24 REG HIGHS	
PTS	14 at NYK 4/2/23	PTS	8 at DAL 4/12/24
FGM	4 4 times (@ NYK, 4/2/23)	FGM	4 at DAL 4/12/24
FGA	8 at NYK 4/2/23	FGA	6 at DAL 4/12/24
3FGM	4 at NYK 4/2/23	3FGM	1 2 times (@ BKN, 4/6/24)
3FGA	5 at NYK 4/2/23	3FGA	2 3 times (@ BKN, 4/6/24)
FTM	4 at BOS 11/27/22	FTM	2 vs. MEM 2/6/24
FTA	5 vs. CHI 1/11/23	FTA	2 vs. MEM 2/6/24
OREB	5 at NOP 1/28/23	OREB	2 3 times (@ HOU, 2/12/24)
DREB	5 3 times (@ NOP, 1/28/23)	DREB	4 2 times (@ DAL, 4/12/24)
TREB	10 at NOP 1/28/23	TREB	5 at DAL 4/12/24
ASTS	4 at SAS 1/30/23	ASTS	3 vs. MIL 12/25/23
STLS	2 2 times (@ PHX, 12/20/22)	STLS	1 3 times (@ BOS, 3/18/24)
BLKS	2 vs. MIA 11/18/22	BLKS	3 vs. MIL 12/25/23
MINS	25 at UTA 12/22/22	MINS	22 vs. DAL 2/8/24

2023-24 GAME-BY-GAME REGULAR SEASON STATISTICS ( NYK / DET )

DATE	OPP	P/S	MIN	FG	FGA	FG%	3PM	3PA	3P%	FT	FTA	FT%	OR	DR	TOT	A	ST	BS	TO	PF	+/-	PTS	WL	SCORE	
12/15/23	at PHX	P	1:22	0	0	.000	0	0	.000	0	0	.000	0	0	0	0	0	0	0	0	0	-1	0	W	139-122
12/16/23	at LAC	P	6:26	1	3	.333	0	2	.000	0	0	.000	1	0	1	0	1	0	0	0	2	2	2	L	122-144
12/18/23	at LAL	P	5:41	0	0	.000	0	0	.000	0	0	.000	1	2	3	0	0	0	1	2	-8	0	W	114-109	
12/20/23	at BKN	P	13:17	1	2	.500	0	0	.000	0	0	.000	0	2	2	0	0	2	0	3	5	2	W	121-102	
12/23/23	MIL	P	14:40	1	2	.500	0	1	.000	0	0	.000	1	0	1	1	0	0	0	2	-5	2	L	111-130	
12/25/23	MIL	P	15:17	0	1	.000	0	1	.000	0	0	.000	0	3	3	3	0	3	0	2	4	0	W	129-122	
12/27/23	at OKC	P	09:59	2	2	1.000	0	0	.000	0	0	.000	1	1	2	0	0	0	0	2	-16	4	L	120-129	
12/29/23	at ORL	P	15:26	1	1	1.000	0	0	.000	0	0	.000	0	4	4	0	0	1	0	4	7	2	L	108-117	
12/30/23	at IND	P	14:05	1	3	.333	0	0	.000	0	0	.000	2	0	2	1	0	0	1	4	-13	2	L	126-140	
01/01/24	MIN	P	00:17	0	0	.000	0	0	.000	0	0	.000	0	0	0	0	0	0	0	1	-1	0	W	112-106	
01/03/24	CHI																						W	116-100	
01/05/24	at PHI																						W	128-92	
01/06/24	at WAS																						W	121-105	
01/30/24	UTA	P	00:29	0	0	.000	0	0	.000	0	0	.000	0	0	0	0	0	0	0	0	0	0	0	W	118-103
02/01/24	IND																						W	109-105	
02/03/24	LAL																						L	105-113	
02/06/24	MEM	P	13:01	0	1	.000	0	1	.000	2	2	1.000	0	1	1	1	0	0	1	0	-2	2	W	123-113	
02/08/24	DAL	P	22:16	0	3	.000	0	1	.000	0	0	.000	2	2	4	1	0	0	1	4	8	0	L	108-122	
02/10/24	IND	S	18:35	0	4	.000	0	0	.000	0	0	.000	0	3	3	1	0	0	0	2	-1	0	L	111-125	
02/12/24	at HOU	P	05:27	0	1	.000	0	0	.000	0	0	.000	2	0	2	1	0	0	0	2	1	0	L	103-105	
02/14/24	at ORL	P	9:04	0	0	.000	0	0	.000	0	0	.000	0	0	0	0	1	0	1	0	-4	0	L	100-118	
Went from NYK to DET.																									
03/07/24	BKN																						W	118-112	
03/09/24	DAL																						L	124-142	
03/11/24	CHA																						W	114-97	
03/13/24	TOR																						W	113-104	
03/15/24	MIA																						L	95-108	
03/17/24	MIA																						L	101-104	
03/18/24	at BOS	P	10:57	1	2	.500	1	2	.500	0	0	.000	0	2	2	0	1	0	0	1	-3	3	L	94-119	
03/20/24	IND																						L	103-122	
03/22/24	BOS																						L	102-129	
03/24/24	NOP																						L	101-114	
03/25/24	at NYK																						L	99-124	
03/27/24	at MIN																						L	91-106	
03/29/24	at WAS																						W	96-87	
04/01/24	MEM																						L	108-110	
04/03/24	at ATL																						L	113-121	
04/05/24	at MEM																						L	90-108	
04/06/24	at BKN	P	08:49	2	3	.667	1	2	.500	0	0	.000	0	0	0	0	0	0	0	1	1	5	L	103-113	
04/09/24	at PHI																						L	102-120	
04/11/24	CHI																						L	105-127	
04/12/24	at DAL	P	11:30	4	6	.667	0	0	.000	0	0	.000	1	4	5	2	0	1	0	1	8	8	W	107-89	
04/14/24	at SAS	P	7:52	1	3	.333	0	0	.000	0	0	.000	1	1	2	0	0	0	0	0	-11	2	L	95-123	
2023	TTL	20-1	195	15	37	.405	2	10	.200	2	2	1.000	12	25	37	11	3	7	5	31	-29	34	16-26		
2023	AVG	--	9.8	0.8	1.9	--	0.1	0.5	--	0.1	0.1	--	0.6	1.2	1.9	0.6	0.1	0.3	0.2	1.6	-1.4	1.7	--		





24 • GUARD

# QUENTIN GRIMES

3rd Season in the NBA  
1st Season with the Pistons

**PRIOR:**  
Houston

**HEIGHT:** 6-5  
**WEIGHT:** 207  
**BIRTHDATE:** 05/08/00  
**COUNTRY:** USA  
**ACQUIRED:** ACQUIRED VIA TRADE ON 2/8/24



	GP	GS	PPG	RPG	APG	SPG	BPG	MPG	FG%	3FG%	FT%
2023-24	51	18	7.0	2.0	1.3	0.69	0.14	20.1	.372	.338	.756
Career	168	90	8.5	2.5	1.5	0.67	0.26	23.4	.428	.371	.772

	POINTS	REB	AST	BLK	STL	DBL-DBL	TPL-DBL
2023-24	14	--	--	1	1	--	--
Career	60	12	2	1	6	--	--

**RECENT GAMES**

OPPONENT	W/L	MIN	FG-A	3P-A	FT-A	OR	DR	TR	A	PF	ST	TO	BS	PTS
4/14 at SAS	L										Inactive - Injury			
4/12 at DAL	W										Inactive - Injury			
4/11 vs. CHI	L										Inactive - Injury			
4/9 at PHI	L										Inactive - Injury			
4/6 at BKN	L										Inactive - Injury			

**Injury List** — Missed 2 games due to Left Wrist; Sprained (11/17 through 11/18/23); Missed 1 game due to Illness; Non Covid- Illness (12/30); Missed 3 games due to Right Knee; Sprained (2/1 through 2/6/24); Missed 23 games due to Right Knee; Contusion (2/13 through 2/22/24; 3/3 through 3/9/24; 3/17 through 4/14/24)

	2023-24 HIGHS	CAREER HIGHS
PTS	19 3 times (vs. DEN, 1/25/24)	36 at IND 4/5/23
FGM	7 2 times (vs. DEN, 1/25/24)	14 at IND 4/5/23
FGA	13 at PHI 1/5/24	25 at DAL 12/27/22
3FGM	5 2 times (vs. TOR, 12/11/23)	7 2 times (@ DAL, 12/27/22)
3FGA	10 at MIL 11/3/23	16 at DAL 12/27/22
FTM	5 vs. HOU 1/17/24	6 at SAS 12/29/22
FTA	8 vs. MIA 1/27/24	8 vs. MIA 1/27/24
OREB	2 4 times (vs. HOU, 1/17/24)	4 2 times (@ DAL, 12/27/22)
DREB	6 2 times (vs. UTA, 1/30/24)	8 2 times (vs. MIA, 3/29/23)
TREB	8 at PHI 1/5/24	9 vs. HOU 3/27/23
ASTS	4 vs. ORL 2/24/24	8 at PHX 11/20/22
STLS	3 vs. POR 1/9/24	4 at TOR 1/2/22
BLKS	3 at NYK 2/26/24	3 at NYK 2/26/24
MINS	34 at MIL 11/3/23	48 at DAL 12/27/22

**NEW FACES:** Grimes was acquired from New York on Feb. 8, 2024, along with Evan Fournier, Ryan Arcidiacono, Malachi Flynn and draft and cash considerations.

**COLLEGIATE CHAMPS:** As collegiate teammates for two seasons at the University of Houston (2019-21), Grimes and **Marcus Sasser** powered the Cougars to the Final Four in 2021, where they fell to eventual National Champion Baylor. The duo led the 28-4 AAC Champions in scoring, as Grimes led the team with 17.8 points and Sasser was second with 13.7 points. Grimes, the 2021 American Athletic Conference Player of the Year and AAC Tournament MVP, averaged 17.0 points, 4.2 rebounds, 2.4 assists and 1.4 steals across five NCAA Tournament games after scoring 21 points on 5-of-9 3FG in the 2021 AAC Championship game against Cincinnati. He was ranked as the No. 8 overall recruit in the 2018 RSCI Top 100.



**PRIOR TO THE PISTONS:** Grimes has scored a season-high 19 points three times this season as a Knick, most recently on Jan. 25 against Denver. He has made a season-high five 3-pointers twice, including a 5-for-7 night with 19 points against Toronto on Dec. 11.

**2022-23 SEASON SUMMARY:** Over 71 games (66 starts), averaged 11.3 points, 3.2 rebounds and 2.1 assists over 29.9 minutes...Shot .468 FG% and went .386 3PT%...Marked improvement in virtually all stat categories from rookie 2021-22 season, including scoring (6.0 to 11.3 ppg), minutes (17.1 to 29.9 mpg), shooting (.404 to .468) and 3PT FGM (72 to 157)...Led Knicks in scoring three times...Authored 10 20+ scoring games and two 30+ games (had just two 20+ scoring games in rookie 2021-22 season)...From downtown, had 17 games with at least four 3PT FGM, including career-high-tying seven 3PT FGM on Dec 27 at Dallas...Played in 100th career NBA game on March 3 at Miami...Missed nine games due to injury, including season's first six contests (Oct 19-30) due to sore left foot...Missed two additional games in Nov with sore left foot; also missed Dec 21 vs. Raptors with sprained right ankle...DNP (CD) twice...Career-high eight assists with 10 points in loss at Phoenix, Nov 20...Keyed win at Indiana, April 5, with career-high 36 points (14-23 FGA, 5-13 from Downtown), six rebounds, five assists and three steals...**Playoffs:** Averaged 5.1 points on .304 FG% and .243 3PT% 26.9 minutes in nine games (six starts)...In first career NBA Playoff game, nailed two clutch FTA with 4.3 seconds left to give Knicks final margin in 101-97 Game One win at Cleveland, April 15...Scored a Playoff career-high nine points in Game Four vs. Heat, May 8.





**QUENTIN GRIMES - NBA REGULAR SEASON STATISTICS**

SEASON	TEAM	GP	GS	MIN	FG	FGA	FG%	3PM	3PA	3P%	FT	FTA	FT%	OR	DR	TOT	A	ST	TO	BS	PTS	PPG
2021-22	NYK	46	6	786	95	235	.404	72	189	.381	13	19	.684	24	70	94	44	31	28	11	275	6.0
2022-23	NYK	71	66	2,121	282	602	.468	157	407	.386	78	98	.796	49	180	229	150	47	69	26	799	11.3
2023-24	NYK	45	18	910	113	286	.395	77	212	.363	24	34	.706	14	74	88	52	30	21	3	327	7.3
Went from NYK to DET.																						
2023-24	DET	6	0	115	9	42	.214	4	28	.143	10	11	.909	1	11	12	14	5	7	4	32	5.3
2023-24	TOT	51	18	1,024	122	328	.372	81	240	.338	34	45	.756	15	85	100	66	35	28	7	359	7.0
<b>TOTALS</b>		<b>168</b>	<b>90</b>	<b>3,930</b>	<b>499</b>	<b>1,165</b>	<b>.428</b>	<b>310</b>	<b>836</b>	<b>.371</b>	<b>125</b>	<b>162</b>	<b>.772</b>	<b>88</b>	<b>335</b>	<b>423</b>	<b>260</b>	<b>113</b>	<b>125</b>	<b>44</b>	<b>1,433</b>	<b>8.5</b>
<b>AVERAGE</b>		--	--	<b>23.4</b>	<b>3.0</b>	<b>6.9</b>	--	<b>1.8</b>	<b>5.0</b>	--	<b>0.7</b>	<b>1.0</b>	--	<b>0.5</b>	<b>2.0</b>	<b>2.5</b>	<b>1.5</b>	<b>0.7</b>	<b>0.7</b>	<b>0.3</b>	<b>8.5</b>	--

**QUENTIN GRIMES - NBA POSTSEASON STATISTICS**

SEASON	TEAM	GP	GS	MIN	FG	FGA	FG%	3PM	3PA	3P%	FT	FTA	FT%	OR	DR	TOT	A	ST	TO	BS	PTS	PPG
2022-23	NYK	9	6	242	14	46	.304	9	37	.243	9	11	.818	3	22	25	13	9	10	5	46	5.1
<b>TOTALS</b>		<b>9</b>	<b>6</b>	<b>241</b>	<b>14</b>	<b>46</b>	<b>.304</b>	<b>9</b>	<b>37</b>	<b>.243</b>	<b>9</b>	<b>11</b>	<b>.818</b>	<b>3</b>	<b>22</b>	<b>25</b>	<b>13</b>	<b>9</b>	<b>10</b>	<b>5</b>	<b>46</b>	<b>5.1</b>
<b>AVERAGE</b>		--	--	<b>26.8</b>	<b>1.6</b>	<b>5.1</b>	--	<b>1.0</b>	<b>4.1</b>	--	<b>1.0</b>	<b>1.2</b>	--	<b>0.3</b>	<b>2.4</b>	<b>2.8</b>	<b>1.4</b>	<b>1.0</b>	<b>1.1</b>	<b>0.6</b>	<b>5.1</b>	--

	REG CAREER HIGHS		2021-22 REG HIGHS		2022-23 REG HIGHS		2023-24 REG HIGHS
PTS	36 at IND 4/5/23	PTS	27 vs. MIL 12/12/21	PTS	36 at IND 4/5/23	PTS	19 3 times (vs. DEN, 1/25/24)
FGM	14 at IND 4/5/23	FGM	9 vs. MIL 12/12/21	FGM	14 at IND 4/5/23	FGM	7 2 times (vs. DEN, 1/25/24)
FGA	25 at DAL 12/27/22	FGA	18 vs. OKC 2/14/22	FGA	25 at DAL 12/27/22	FGA	13 at PHI 1/5/24
3FGM	7 2 times (@ DAL, 12/27/22)	3FGM	7 vs. MIL 12/12/21	3FGM	7 at DAL 12/27/22	3FGM	5 2 times (vs. TOR, 12/11/23)
3FGA	16 at DAL 12/27/22	3FGA	14 vs. OKC 2/14/22	3FGA	16 at DAL 12/27/22	3FGA	10 at MIL 11/3/23
FTM	6 at SAS 12/29/22	FTM	3 2 times (@ POR, 2/12/22)	FTM	6 at SAS 12/29/22	FTM	5 vs. HOU 1/17/24
FTA	8 vs. MIA 1/27/24	FTA	6 2 times (@ POR, 2/12/22)	FTA	6 3 times (@ SAS, 12/29/22)	FTA	8 vs. MIA 1/27/24
OREB	4 2 times (@ DAL, 12/27/22)	OREB	4 at MIA 1/26/22	OREB	4 at DAL 12/27/22	OREB	2 4 times (vs. HOU, 1/17/24)
DREB	8 2 times (vs. MIA, 3/29/23)	DREB	5 3 times (vs. WAS, 3/18/22)	DREB	8 2 times (vs. MIA, 3/29/23)	DREB	6 2 times (vs. UTA, 1/30/24)
TREB	9 vs. HOU 3/27/23	TREB	7 vs. OKC 2/14/22	TREB	9 vs. HOU 3/27/23	TREB	8 at PHI 1/5/24
ASTS	8 at PHX 11/20/22	ASTS	6 vs. SAS 1/10/22	ASTS	8 at PHX 11/20/22	ASTS	4 vs. ORL 2/24/24
STLS	4 at TOR 1/2/22	STLS	4 at TOR 1/2/22	STLS	3 2 times (@ IND, 4/5/23)	STLS	3 vs. POR 1/9/24
BLKS	3 at NYK 2/26/24	BLKS	2 vs. OKC 2/14/22	BLKS	2 2 times (@ IND, 12/18/22)	BLKS	3 at NYK 2/26/24
MINS	48 at DAL 12/27/22	MINS	40 vs. OKC 2/14/22	MINS	48 at DAL 12/27/22	MINS	34 at MIL 11/3/23





2023-24 POSTSEASON NOTES



03/25/24	at NYK	Inactive - Injury	L	99-124																			
03/27/24	at MIN	Inactive - Injury	L	91-106																			
03/29/24	at WAS	Inactive - Injury	W	96-87																			
04/01/24	MEM	Inactive - Injury	L	108-110																			
04/03/24	at ATL	Inactive - Injury	L	113-121																			
04/05/24	at MEM	Inactive - Injury	L	90-108																			
04/06/24	at BKN	Inactive - Injury	L	103-113																			
04/09/24	at PHI	Inactive - Injury	L	102-120																			
04/11/24	CHI	Inactive - Injury	L	105-127																			
04/12/24	at DAL	Inactive - Injury	W	107-89																			
04/14/24	at SAS	Inactive - Injury	L	95-123																			
2023	TTL	51-18	999	122	328	.372	81	240	.338	34	45	.756	15	85	100	66	35	7	28	75	-39	359	40-43
2023	AVG	--	19.6	2.4	6.4	--	1.6	4.7	--	0.7	0.9	--	0.3	1.7	2.0	1.3	0.7	0.1	0.5	1.5	-0.8	7.0	--







23 • GUARD

# JADEN IVEY

2nd Season in the NBA  
2nd Season with the Pistons

**PRIOR:**  
Purdue

**HEIGHT:** 6-4  
**WEIGHT:** 195  
**BIRTHDATE:** 02/13/02  
**COUNTRY:** USA  
**ACQUIRED:** 5TH OVERALL IN 2022



	GP	GS	PPG	RPG	APG	SPG	BPG	MPG	FG%	3FG%	FT%
2023-24	77	61	15.4	3.4	3.8	0.74	0.53	28.8	.429	.336	.749
Career	151	134	15.8	3.7	4.5	0.78	0.38	29.9	.422	.339	.748

	PTS	REB	AST	BLK	STL	DBL-DBL	TPL-DBL
2023-24	60	17	4	1	1	2	--
Career	129	33	7	4	6	10	--

**RECENT GAMES**

OPPONENT	W/L	MIN	FG-A	3P-A	FT-A	OR	DR	TR	A	PF	ST	TO	BS	PTS
4/14 at SAS	L	27:04	5-13	1-6	2-2	0	1	1	2	0	0	2	0	13
4/12 at DAL	W	27:31	3-9	0-4	1-3	0	1	1	5	2	2	2	0	7
4/11 vs. CHI	L	30:36	6-13	3-5	1-3	0	2	2	6	1	1	4	0	16
4/9 at PHI	L	31:46	8-17	6-9	3-6	3	2	5	4	2	0	5	1	25
4/6 at BKN	L	30:48	7-21	2-6	0-0	1	3	4	10	1	2	0	0	16

**Injury List** — Missed 4 games due to illness (11/5 through 11/10/23); Missed 1 game due to Left Knee; Soreness (3/27)

	2023-24 HIGHS	CAREER HIGHS
PTS	37 at SAC 2/7/24	37 at SAC 2/7/24
FGM	13 2 times (@ SAC, 2/7/24)	13 2 times (@ SAC, 2/7/24)
FGA	23 at SAC 2/7/24	23 at SAC 2/7/24
3FGM	7 at POR 2/8/24	7 at POR 2/8/24
3FGA	10 vs. SAS 1/10/24	10 vs. SAS 1/10/24
FTM	9 vs. TOR 12/30/23	11 2 times (vs. MIL, 3/27/23)
FTA	12 vs. TOR 12/30/23	12 3 times (vs. TOR, 12/30/23)
OREB	5 4 times (vs. LAC, 2/2/24)	5 4 times (vs. LAC, 2/2/24)
DREB	6 4 times (@ WAS, 3/29/24)	8 2 times (vs. OKC, 11/7/22)
TREB	10 at BOS 12/28/23	11 vs. OKC 11/7/22
ASTS	10 at BKN 4/6/24	13 vs. POR 3/6/23
STLS	3 3 times (vs. BKN, 12/26/23)	4 at MIL 11/2/22
BLKS	3 at WAS 1/15/24	3 2 times (@ WAS, 1/15/24)
MINS	48 at POR 2/8/24	48 at POR 2/8/24

Ivey ranked second on the Pistons with **17** 20-point games, **4** 30-point games, and **296** assists (3.5 per game) this season.

He has led the Pistons in games played (151) since being drafted, 23 more than the next-closest player (Duren, 128).

**HAVE A NIGHT:** Ivey scored 32 points on Jan. 17 against Minnesota with four rebounds, six assists and one steal on 4-of-6 3FG. It capped a run of six games where he averaged 21.3 points, 5.0 rebounds, 6.2 assists, 1.0 steals and 1.0 blocks, joining Cade Cunningham (once) and Grant Hill (three times) as the only first-or-second year players in franchise history to average at least 21-5-5-1-1 over any six game stretch.

He recorded the best offensive night of his career on Feb. 7 in Sacramento, where he scored a career-high 37 points with five 3-pointers to go with six rebounds and seven assists. It was his fifth career 30-point game and second of the season.

**SCORING MACHINE:** In eight games from Dec. 21 to Jan. 5, Ivey averaged 16.5 points with 5.0 rebounds and 4.3 assists on .485 (16-of-33) 3PT%. It was the highest 3-point shooting percentage over any eight-game span in his career. The stretch included back-to-back games with 20 points from Dec. 21-23. He later shot .484 3PT% (15-of-31) over seven games from Jan. 17-31.

He showed off his smooth stroke on Feb. 8 vs. POR, where he made a career-high seven 3-pointers on a perfect 7-of-7 from behind the line. It was tied for the 16th-most 3-pointers in a game in franchise history and the second-most without a miss, trailing only Ben Gordon's 9-of-9 night from 3-point territory on March 21, 2012 against Denver. Ivey has made 5+ 3-pointers five times, tied as the second-most by a Piston this season (Alec Burks, 6).

**ALL-TIME PRODUCTION:** After scoring 10+ points in 69 of 74 games last season and ending the year on a rookie franchise-record 39 game double-digit scoring streak, Ivey has continued to be a near-automatic 10+ points on the court while contributing across the board as well. He ranks as one of five players in franchise history to average at least 15.0 points, 4.0 assists and 3.0 rebounds through the first two seasons of their career:

**PISTONS WITH 15.0 PTS, 4.0 AST, 3.0 REB ACROSS FIRST TWO SEASONS**

NAME	PTS	AST	REB
Dave Bing	23.5	5.3	4.6
Isiah Thomas	20.1	7.8	3.5
Grant Hill	20.1	6.0	8.2
Cade Cunningham	17.8	5.6	5.6
<b>Jaden Ivey</b>	<b>15.8</b>	<b>4.5</b>	<b>3.7</b>



Ivey received his second NBA Rising Stars selection this season as one of 10 outstanding sophomores. He competed alongside Jalen Duren on Team Tamika in this year's challenge.





**GENERATIONAL:** See below where Ivey has made a mark on Pistons franchise record books:

## THROUGH **151** CAREER GAMES, MOST...

Since being drafted, Ivey leads the Pistons in total games played. He is one of three (Jalen Duren, Killian Hayes) to play at least 100 games over the past two seasons.



Jaden Ivey ranks second in the 2022 NBA Draft class in career assists and assists per game (P. Banchemo).



### POINTS

YEAR	NAME	PTS	AVG
1981-83	Kelly Tripuka	3573	23.7
1966-67	Dave Bing	3527	23.4
1959-61	Bailey Howell	3123	20.7
1981-83	Isiah Thomas	3046	20.2
1994-96	Grant Hill	3037	20.1
1970-72	Bob Lanier	3034	20.1
2021-24	Cade Cunningham	2758	20.0
1978-80	John Long	2656	17.6
<b>2022-24</b>	<b>Jaden Ivey</b>	<b>2389</b>	<b>15.8</b>
1960-61	Don Ohl	2320	15.4



### ASSISTS

YEAR	NAME	AST	AVG
1981-83	Isiah Thomas	1180	7.8
1994-96	Grant Hill	906	6.0
2021-24	Cade Cunningham	892	6.5
1966-68	Dave Bing	781	5.2
2020-22	Killian Hayes	763	5.1
1985-86	Joe Dumars	689	4.6
<b>2022-24</b>	<b>Jaden Ivey</b>	<b>683</b>	<b>4.5</b>



### 3-POINTERS

YEAR	NAME	3PM	3PT%
2020-22	Saddiq Bey	384	.363
2021-24	Cade Cunningham	250	.329
<b>2022-24</b>	<b>Jaden Ivey</b>	<b>243</b>	<b>.341</b>
2017-19	Luke Kennard	226	.402
2011-13	Brandon Knight	225	.373
2013-15	Kentavious Caldwell-Pope	188	.334



### GAMES WITH AT LEAST 15 PTS, 5 REB, 5 AST

YEAR	NAME	COUNT
1994-96	Grant Hill	82
2021-24	Cade Cunningham	52
1981-83	Isiah Thomas	34
1966-68	Dave Bing	31
1981-83	Kelly Tripuka	23
<b>2022-24</b>	<b>Jaden Ivey</b>	<b>21</b>





### JADEN IVEY - NBA REGULAR SEASON STATISTICS

SEASON	TEAM	GP	GS	MIN	FG	FGA	FG%	3PM	3PA	3P%	FT	FTA	FT%	OR	DR	TOT	A	ST	TO	BS	PTS	PPG
2022-23	DET	74	73	2,304	409	983	.416	120	350	.343	266	356	.747	73	215	288	387	61	237	17	1,204	16.3
2023-24	DET	77	61	2,217	417	973	.429	124	369	.336	227	303	.749	86	178	264	296	57	190	41	1,185	15.4
<b>TOTALS</b>		<b>151</b>	<b>134</b>	<b>4,521</b>	<b>826</b>	<b>1,956</b>	<b>.422</b>	<b>244</b>	<b>719</b>	<b>.339</b>	<b>493</b>	<b>659</b>	<b>.748</b>	<b>159</b>	<b>393</b>	<b>552</b>	<b>683</b>	<b>118</b>	<b>427</b>	<b>58</b>	<b>2,389</b>	<b>15.8</b>
<b>AVERAGE</b>		--	--	<b>29.9</b>	<b>5.5</b>	<b>13.0</b>	--	<b>1.6</b>	<b>4.8</b>	--	<b>3.3</b>	<b>4.4</b>	--	<b>1.1</b>	<b>2.6</b>	<b>3.7</b>	<b>4.5</b>	<b>0.8</b>	<b>2.8</b>	<b>0.4</b>	<b>15.8</b>	--

	REG CAREER HIGHS		2022-23 REG HIGHS		2023-24 REG HIGHS
PTS	37 at SAC 2/7/24	PTS	32 vs. MIL 3/27/23	PTS	37 at SAC 2/7/24
FGM	13 2 times (@ SAC, 2/7/24)	FGM	11 vs. MIA 4/4/23	FGM	13 2 times (@ SAC, 2/7/24)
FGA	23 at SAC 2/7/24	FGA	22 vs. BKN 4/5/23	FGA	23 at SAC 2/7/24
3FGM	7 at POR 2/8/24	3FGM	5 2 times (@ OKC, 3/29/23)	3FGM	7 at POR 2/8/24
3FGA	10 vs. SAS 1/10/24	3FGA	9 3 times (@ HOU, 3/31/23)	3FGA	10 vs. SAS 1/10/24
FTM	11 2 times (vs. MIL, 3/27/23)	FTM	11 2 times (vs. MIL, 3/27/23)	FTM	9 vs. TOR 12/30/23
FTA	12 3 times (vs. TOR, 12/30/23)	FTA	12 2 times (vs. MIL, 3/27/23)	FTA	12 vs. TOR 12/30/23
OREB	5 4 times (vs. LAC, 2/2/24)	OREB	3 2 times (@ BOS, 11/9/22)	OREB	5 4 times (vs. LAC, 2/2/24)
DREB	8 2 times (vs. OKC, 11/7/22)	DREB	8 2 times (vs. OKC, 11/7/22)	DREB	6 4 times (@ WAS, 3/29/24)
TREB	11 vs. OKC 11/7/22	TREB	11 vs. OKC 11/7/22	TREB	10 at BOS 12/28/23
ASTS	13 vs. POR 3/6/23	ASTS	13 vs. POR 3/6/23	ASTS	10 at BKN 4/6/24
STLS	4 at MIL 11/2/22	STLS	4 at MIL 11/2/22	STLS	3 3 times (vs. BKN, 12/26/23)
BLKS	3 2 times (@ WAS, 1/15/24)	BLKS	3 vs. OKC 11/7/22	BLKS	3 at WAS 1/15/24
MINS	48 at POR 2/8/24	MINS	44 vs. SAS 2/10/23	MINS	48 at POR 2/8/24





2023-24 GAME-BY-GAME REGULAR SEASON STATISTICS ( DET )

DATE	OPP	P/S	MIN	FG	FGA	FG%	3PM	3PA	3P%	FT	FTA	FT%	OR	DR	TOT	A	ST	BS	TO	PF	+/-	PTS	W/L	SCORE		
10/25/23	at MIA	P	17:08	1	7	.143	0	2	.000	2	3	.667	0	2	2	3	0	0	3	3	-2	4	L	102-103		
10/27/23	at CHA	P	23:00	8	14	.571	2	6	.333	0	0	.000	0	2	2	4	1	0	2	4	-2	18	W	111-99		
10/28/23	CHI	P	21:58	3	6	.500	1	2	.500	0	0	.000	0	0	0	3	1	0	2	0	5	7	W	118-102		
10/30/23	at OKC	P	19:17	7	13	.538	4	6	.667	2	2	1.000	1	1	2	3	1	1	1	5	-4	20	L	112-124		
11/01/23	POR	P	21:33	3	7	.429	1	3	.333	3	3	1.000	0	2	2	2	1	1	1	3	-14	10	L	101-110		
11/02/23	at NOP	P	21:30	4	6	.667	1	3	.333	3	4	.750	3	4	7	0	0	1	2	4	-9	12	L	116-125		
11/05/23	PHX																							L	106-120	
11/06/23	GSW																								L	109-120
11/08/23	at MIL																								L	118-120
11/10/23	PHI																								L	106-114
11/12/23	at CHI	P	11:25	2	4	.500	0	2	.000	2	2	1.000	0	0	0	2	1	0	2	1	9	6	L	108-119		
11/14/23	ATL	P	20:39	4	7	.571	1	2	.500	2	4	.500	3	2	5	5	1	0	1	1	1	11	L	120-126		
11/17/23	at CLE	P	29:07	4	6	.667	1	2	.500	2	2	1.000	1	1	2	3	1	0	6	3	-10	11	L	100-108		
11/19/23	at TOR	S	28:04	3	10	.300	0	5	.000	3	4	.750	0	3	3	4	0	0	0	1	0	9	L	113-142		
11/20/23	DEN	S	29:59	7	8	.875	1	1	1.000	2	2	1.000	1	3	4	3	1	0	4	2	8	17	L	103-107		
11/24/23	at IND	S	32:08	9	16	.563	1	6	.167	6	9	.667	2	0	2	3	1	1	3	3	-15	25	L	113-136		
11/27/23	WAS	S	32:32	6	12	.500	2	3	.667	1	2	.500	2	5	7	7	1	1	3	3	2	15	L	107-126		
11/29/23	LAL	S	18:49	1	6	.167	1	2	.500	4	4	1.000	0	1	1	3	1	0	1	6	-17	7	L	107-133		
11/30/23	at NYK	P	12:32	1	2	.500	1	1	1.000	2	2	1.000	0	2	2	1	0	1	1	3	4	5	L	112-118		
12/02/23	CLE	S	29:03	2	7	.286	0	3	.000	3	4	.750	0	2	2	1	0	0	1	3	0	7	L	101-110		
12/06/23	MEM	P	23:45	4	8	.500	1	3	.333	0	0	.000	0	3	3	2	3	2	1	0	-10	9	L	102-116		
12/08/23	at ORL	P	21:28	2	7	.286	0	4	.000	4	4	1.000	0	2	2	0	0	0	0	2	-14	8	L	91-123		
12/11/23	IND	P	33:38	7	15	.467	0	3	.000	4	4	1.000	1	2	3	2	1	0	2	2	-4	18	L	123-131		
12/13/23	PHI	P	21:09	2	8	.250	0	3	.000	3	6	.500	0	2	2	1	0	1	0	2	-21	7	L	111-129		
12/15/23	at PHI	P	28:32	4	12	.333	0	2	.000	5	5	1.000	1	3	4	4	0	0	5	3	-6	13	L	92-124		
12/16/23	at MIL	P	28:12	5	17	.294	2	6	.333	1	2	.500	1	3	4	2	1	1	1	0	-32	13	L	114-146		
12/18/23	at ATL	S	29:02	6	13	.462	0	2	.000	3	5	.600	2	6	8	4	0	0	2	6	-12	15	L	124-130		
12/21/23	UTA	S	35:01	9	16	.563	2	5	.400	4	4	1.000	2	3	5	7	3	2	5	4	5	24	L	111-119		
12/23/23	at BKN	S	35:11	6	11	.545	3	6	.500	8	10	.800	0	6	6	7	0	2	3	4	6	23	L	115-126		
12/26/23	BKN	S	28:13	3	12	.250	0	2	.000	3	6	.500	2	1	3	4	3	1	1	5	12	9	L	112-118		
12/28/23	at BOS	S	32:47	8	15	.533	3	5	.600	3	5	.600	5	5	10	4	0	1	3	6	8	22	L	122-128 (OT)		
12/30/23	TOR	S	29:03	1	5	.200	1	3	.333	9	12	.750	4	1	5	4	1	0	1	2	3	12	W	129-127		
01/01/24	at HOU	S	25:56	6	10	.600	3	4	.750	4	4	1.000	4	2	6	3	0	0	2	1	-19	19	L	113-136		
01/03/24	at UTA	S	21:45	4	8	.500	2	3	.667	1	2	.500	0	1	1	2	0	0	2	2	0	11	L	148-154 (OT)		
01/05/24	at GSW	S	23:55	5	10	.500	2	5	.400	0	0	.000	2	2	4	3	0	1	4	6	-1	12	L	109-113		
01/07/24	at DEN	S	27:19	4	11	.364	0	6	.000	5	8	.625	1	3	4	6	1	0	4	2	-16	13	L	114-131		
01/09/24	SAC	S	32:40	7	17	.412	2	9	.222	6	8	.750	5	0	5	6	2	0	4	4	-15	22	L	110-131		
01/10/24	SAS	S	30:25	7	18	.389	2	10	.200	3	5	.600	0	3	3	5	2	2	1	0	-5	19	L	108-130		
01/12/24	HOU	S	28:02	8	19	.421	1	6	.167	1	4	.250	5	2	7	8	0	1	3	3	7	18	L	110-112		
01/15/24	at WAS	S	32:28	9	18	.500	2	7	.286	4	7	.571	1	6	7	6	0	3	5	0	3	24	W	129-117		
01/17/24	MIN	S	35:34	13	22	.591	4	6	.667	2	2	1.000	0	4	4	6	1	0	2	4	8	32	L	117-124		
01/20/24	MIL	S	32:30	6	16	.375	2	5	.400	4	7	.571	2	4	6	6	0	1	3	5	-15	18	L	135-141		
01/22/24	MIL	S	32:27	5	14	.357	1	4	.250	6	7	.857	1	2	3	6	0	0	3	0	-23	17	L	113-122		
01/24/24	CHA	S	21:35	4	10	.400	1	3	.333	0	0	.000	0	1	1	2	1	0	2	2	-11	9	W	113-106		
01/27/24	WAS	S	26:00	4	8	.500	2	3	.667	0	0	.000	2	2	4	1	0	2	3	3	1	10	L	104-118		
01/28/24	OKC	S	35:08	7	20	.350	3	7	.429	2	5	.400	3	5	8	6	0	0	2	13	19	W	120-104			
01/31/24	at CLE	S	28:36	5	7	.714	2	3	.667	2	3	.667	0	1	1	4	2	1	4	5	-21	14	L	121-128		
02/02/24	LAC	S	33:30	11	18	.611	3	8	.375	3	6	.500	5	2	7	3	0	0	3	2	5	28	L	125-136		
02/04/24	ORL	S	35:24	7	12	.583	2	4	.500	2	2	1.000	0	3	3	3	1	1	3	3	-12	18	L	99-111		
02/07/24	at SAC	S	37:57	13	23	.565	5	7	.714	6	6	1.000	2	4	6	7	0	0	5	3	10	37	W	133-120		
02/08/24	POR	S	48:05	8	21	.381	7	7	1.000	3	6	.500	0	3	3	4	0	0	6	4	3	26	W	128-122 (OT)		
02/10/24	at LAC	S	35:58	10	21	.476	2	6	.333	1	1	1.000	1	3	4	2	0	0	3	3	-4	23	L	106-112		
02/13/24	at LAL	S	28:39	5	16	.313	1	6	.167	4	4	1.000	0	2	2	5	2	1	2	5	-7	15	L	111-125		
02/14/24	at PHX	S	14:38	0	6	.000	0	4	.000	2	2	1.000	0	0	0	0	1	0	2	3	-10	2	L	100-116		
02/22/24	at IND	S	31:58	5	11	.455	1	3	.333	3	4	.750	1	1	2	3	0	0	1	2	6	14	L	115-129		
02/24/24	ORL	S	34:02	3	14	.214	2	6	.333	0	0	.000	0	0	0	7	0	1	2	2	1	8	L	109-112		
02/26/24	at NYK	S	24:02	3	10	.300	1	4	.250	7	7	1.000	1	1	2	3	1	0	1	1	4	14	L	111-113		
02/27/24	at CHI	S	33:47	4	7	.571	1	3	.333	6	8	.750	0	2	2	5	1	1	4	3	24	15	W	105-95		
03/01/24	CLE	S	31:27	6	17	.353	1	9	.111	5	6	.833	1	2	3	4	0	1	1	6						

2023-24 POSTSEASON NOTES



03/29/24	at WAS	S	37:27	5	17	.294	1	6	.167	2	2	1.000	1	6	7	5	0	1	1	3	11	13	W	96-87
04/01/24	MEM	S	34:51	7	17	.412	2	8	.250	4	5	.800	0	3	3	6	0	0	2	1	0	20	L	108-110
04/03/24	at ATL	S	26:53	3	15	.200	1	4	.250	1	2	.500	0	3	3	4	0	0	1	2	-12	8	L	113-121
04/05/24	at MEM	S	32:13	10	15	.667	6	8	.750	5	6	.833	0	3	3	3	0	0	4	2	-5	31	L	90-108
04/06/24	at BKN	S	30:48	7	21	.333	2	6	.333	0	0	.000	1	3	4	10	2	0	0	1	-6	16	L	103-113
04/09/24	at PHI	S	31:46	8	17	.471	6	9	.667	3	6	.500	3	2	5	4	0	1	5	2	-10	25	L	102-120
04/11/24	CHI	S	30:36	6	13	.462	3	5	.600	1	3	.333	0	2	2	6	1	0	4	1	-16	16	L	105-127
04/12/24	at DAL	S	27:31	3	9	.333	0	4	.000	1	3	.333	0	1	1	5	2	0	2	2	12	7	W	107-89
04/14/24	at SAS	S	27:04	5	13	.385	1	6	.167	2	2	1.000	0	1	1	2	0	0	2	0	-10	13	L	95-123
<b>2023</b>	<b>TTL</b>	<b>77-61</b>	<b>2,183</b>	<b>417</b>	<b>973</b>	<b>.429</b>	<b>124</b>	<b>369</b>	<b>.336</b>	<b>227</b>	<b>303</b>	<b>.749</b>	<b>86</b>	<b>178</b>	<b>264</b>	<b>296</b>	<b>57</b>	<b>41</b>	<b>190</b>	<b>204</b>	<b>-350</b>	<b>1,185</b>	<b>14-68</b>	
<b>2023</b>	<b>AVG</b>	<b>--</b>	<b>28.4</b>	<b>5.4</b>	<b>12.6</b>	<b>--</b>	<b>1.6</b>	<b>4.8</b>	<b>--</b>	<b>2.9</b>	<b>3.9</b>	<b>--</b>	<b>1.1</b>	<b>2.3</b>	<b>3.4</b>	<b>3.8</b>	<b>0.7</b>	<b>0.5</b>	<b>2.5</b>	<b>2.6</b>	<b>-4.5</b>	<b>15.4</b>	<b>--</b>	







5 • FORWARD/CENTER

# CHIMEZIE METU

6th Season in the NBA  
1st Season with the Pistons

**PRIOR:**  
USC

**HEIGHT:** 6-9  
**WEIGHT:** 225  
**BIRTHDATE:** 03/22/97  
**COUNTRY:** USA  
**ACQUIRED:** SIGNED TO A 10-DAY ON 3/20/24



	GP	GS	PPG	RPG	APG	SPG	BPG	MPG	FG%	3FG%	FT%
2023-24	51	12	6.5	3.8	0.9	0.84	0.31	16.8	.504	.298	.906
Career	260	38	5.9	3.5	0.8	0.53	0.37	13.7	.495	.298	.787

	POINTS	REB	AST	BLK	STL	DBL-DBL	TPL-DBL
	10+	20+	30+	10+	10+	3+	3+
2023-24	10	2	--	2	--	--	3
Career	54	3	--	10	--	2	9

**RECENT GAMES**

OPPONENT	W/L	MIN	FG-A	3P-A	FT-A	OR	DR	TR	A	PF	ST	TO	BS	PTS
4/14 at SAS	L	33:26	4-9	1-4	0-0	1	3	4	0	0	2	6	0	9
4/12 at DAL	W	34:47	6-11	4-5	2-2	1	7	8	2	1	2	0	0	18
4/11 vs. CHI	L	32:04	5-10	3-6	2-2	0	8	8	3	2	0	1	0	15
4/9 at PHI	L	34:46	3-10	1-4	0-0	3	8	11	2	1	0	3	0	7
4/6 at BKN	L	42:41	9-9	2-2	0-0	0	7	7	3	2	3	2	0	20

	2023-24 HIGHS	CAREER HIGHS
PTS	23 vs. DAL 12/25/23	23 vs. DAL 12/25/23
FGM	9 2 times (@ BKN, 4/6/24)	9 2 times (@ BKN, 4/6/24)
FGA	18 vs. DAL 12/25/23	18 vs. DAL 12/25/23
3FGM	4 at DAL 4/12/24	4 2 times (@ DAL, 4/12/24)
3FGA	6 2 times (vs. CHI, 4/11/24)	10 at MEM 5/13/21
FTM	7 vs. NOP 3/24/24	7 vs. NOP 3/24/24
FTA	8 vs. NOP 3/24/24	9 vs. GSW 4/7/23
OREB	6 vs. DAL 12/25/23	6 2 times (vs. DAL, 12/25/23)
DREB	13 vs. DAL 12/25/23	13 vs. DAL 12/25/23
TREB	19 vs. DAL 12/25/23	19 vs. DAL 12/25/23
ASTS	4 at NYK 3/25/24	4 4 times (@ NYK, 3/25/24)
STLS	5 at ATL 4/3/24	5 at ATL 4/3/24
BLKS	2 4 times (vs. MEM, 4/1/24)	5 vs. LAC 12/4/21
MINS	43 at BKN 4/6/24	43 at BKN 4/6/24

Since joining Detroit on March 20, Metu ranked second on the Pistons with 84 total rebounds (6.0 RPG) and fourth with 147 points (10.5 PPG). He ended the season averaging 13.8 points, 7.6 rebounds and 2.0 assists in 35.5 minutes over the final five games and led the team with a 110.5 defensive rating in April.

**STRONG ADDITION:** After posting identical performances of 17 points and eight rebounds against New Orleans (3/24) and Memphis (4/1), Metu scored a Pistons career-high 20 points with seven rebounds, three assists and three steals against Brooklyn on April 6 in a career-high 43 minutes. He corralled 11 rebounds in his next game against Philadelphia (4/9), his most rebounds as a Piston.

**NEW FACES:** Signed to a 10-day contract with Detroit on March 20, 2024...Began the year with Phoenix and was traded to and subsequently waived by Memphis at the trade deadline.

**PRIOR TO THE PISTONS:** Scored 10+ points five times with Phoenix and 5+ rebounds seven times...Set career-highs with 23 points and 19 rebounds (six offensive) for the Suns against Dallas on Dec. 25, going 9-of-18 from the floor, 2-of-6 from deep and 3-of-4 from the line...Last played on Feb. 4 against Washington...Had

**2022-23 SEASON SUMMARY:** Averaged 4.9 points on 58.9 FG%, 3.0 rebounds and 10.4 minutes in 10.4 minutes of play in 66 games for Sacramento....Held Per 36 Minute averages of 16.8 points, 10.3 rebounds, 2.1 assists and 1.1 blocks on the season, his fourth consecutive season averaging 15+ points Per 36 Minutes...Scored in double figures in eight games, including a season high 15 points on April 7 vs. Golden State in 17 minutes off the bench...Grabbed 5+ rebounds 15 times, including a season-high 9 on three occasions...Recorded three consecutive games with at least two blocks for the first time in his career (Feb. 5-8)...Missed one game due to injury, a Left Knee Bone Bruise vs. MEM on Jan. 23...Made his NBA Playoffs debut in 2023 with the Kings, appearing in three games and averaging 2.0 minutes of play

**OLYMPIAN:** Born in Los Angeles, California, Metu moved to Nigeria with his father at age six and lived there for six years. As a member of the Nigerian National Team, he helped them qualify for the 2020 Tokyo Olympics and averaged 9.0 points, 6.7 rebounds, 2.3 assists and 1.0 blocks in five games with a .636 3PT% (7-of-11). He also played for Team Nigeria in the 2019 FIBA World Cup, where he averaged 9.0 points, 5.6 rebounds, 1.2 assists and 1.2 blocks in five games on .556 3PT% (5-of-9). He holds a .600 (12-of-20) career international 3PT%.





**CHIMEZIE METU - NBA REGULAR SEASON STATISTICS**

SEASON	TEAM	GP	GS	MIN	FG	FGA	FG%	3PM	3PA	3P%	FT	FTA	FT%	OR	DR	TOT	A	ST	TO	BS	PTS	PPG
2018-19	SAS	29	0	145	19	58	.328	0	2	.000	13	17	.765	9	27	36	13	6	15	2	51	1.8
2019-20	SAS	18	0	105	24	42	.571	0	2	.000	10	13	.769	12	21	33	10	3	10	6	58	3.2
2020-21	SAC	36	6	488	91	179	.508	13	37	.351	31	43	.721	31	81	112	28	14	29	18	226	6.3
2021-22	SAC	60	20	1,279	203	449	.452	57	186	.306	71	91	.780	34	301	335	60	51	61	32	534	8.9
2022-23	SAC	66	0	689	129	219	.589	9	38	.237	54	73	.740	47	151	198	40	22	32	21	321	4.9
2023-24	PHX	37	5	448	66	130	.508	15	51	.294	38	43	.884	24	86	110	19	19	27	9	185	5.0
Went from PHX to DET.																						
2023-24	DET	14	7	411	57	114	.500	13	43	.302	20	21	.952	17	67	84	27	24	25	7	147	10.5
2023-24	TOT	51	12	858	123	244	.504	28	94	.298	58	64	.906	41	153	194	46	43	52	16	332	6.5
<b>TOTALS</b>		<b>260</b>	<b>38</b>	<b>3,562</b>	<b>589</b>	<b>1,191</b>	<b>.495</b>	<b>107</b>	<b>359</b>	<b>.298</b>	<b>237</b>	<b>301</b>	<b>.787</b>	<b>174</b>	<b>734</b>	<b>908</b>	<b>197</b>	<b>139</b>	<b>199</b>	<b>95</b>	<b>1,522</b>	<b>5.9</b>
<b>AVERAGE</b>		--	--	<b>13.7</b>	<b>2.3</b>	<b>4.6</b>	--	<b>0.4</b>	<b>1.4</b>	--	<b>0.9</b>	<b>1.2</b>	--	<b>0.7</b>	<b>2.8</b>	<b>3.5</b>	<b>0.8</b>	<b>0.5</b>	<b>0.8</b>	<b>0.4</b>	<b>5.9</b>	--

**CHIMEZIE METU - NBA POSTSEASON STATISTICS**

SEASON	TEAM	GP	GS	MIN	FG	FGA	FG%	3PM	3PA	3P%	FT	FTA	FT%	OR	DR	TOT	A	ST	TO	BS	PTS	PPG	
2018-19	SAS	0	0	0	0	0	0	0	0	0	0	0	0	0	0	0	0	0	0	0	0	0	0.0
2022-23	SAC	3	0	6	0	1	.000	0	0	.000	2	3	.667	1	0	1	0	0	1	0	2	0.7	
<b>TOTALS</b>		<b>3</b>	<b>0</b>	<b>6</b>	<b>0</b>	<b>1</b>	<b>.000</b>	<b>0</b>	<b>0</b>	<b>.000</b>	<b>2</b>	<b>3</b>	<b>.667</b>	<b>1</b>	<b>0</b>	<b>1</b>	<b>0</b>	<b>0</b>	<b>1</b>	<b>0</b>	<b>2</b>	<b>0.7</b>	
<b>AVERAGE</b>		--	--	<b>2.0</b>	<b>0.0</b>	<b>0.3</b>	--	<b>0.0</b>	<b>0.0</b>	--	<b>0.7</b>	<b>1.0</b>	--	<b>0.3</b>	<b>0.0</b>	<b>0.3</b>	<b>0.0</b>	<b>0.0</b>	<b>0.3</b>	<b>0.0</b>	<b>0.7</b>	--	

	REG CAREER HIGHS	POST CAREER HIGHS	2018-19 REG HIGHS	2019-20 REG HIGHS
PTS	23 vs. DAL 12/25/23	1 2 times (vs. GSW, 4/30/23)	10 at UTA 12/4/18	10 at UTA 8/13/20
FGM	9 2 times (@ BKN, 4/6/24)	FGM --	4 2 times (@ UTA, 12/4/18)	4 at OKC 2/23/20
FGA	18 vs. DAL 12/25/23	FGA 1 vs. GSW 4/30/23	8 at UTA 12/4/18	7 vs. BOS 11/9/19
3FGM	4 2 times (@ DAL, 4/12/24)	3FGM --	3FGM --	3FGM --
3FGA	10 at MEM 5/13/21	3FGA --	3FGA 1 2 times (@ NOP, 11/19/18)	3FGA 1 2 times (@ UTA, 8/13/20)
FTM	7 vs. NOP 3/24/24	FTM 1 2 times (vs. GSW, 4/30/23)	FTM 3 vs. LAC 12/13/18	FTM 4 at UTA 8/13/20
FTA	9 vs. GSW 4/7/23	FTA 2 vs. GSW 4/30/23	FTA 4 vs. LAC 12/13/18	FTA 5 at UTA 8/13/20
OREB	6 2 times (vs. DAL, 12/25/23)	OREB 1 vs. GSW 4/30/23	OREB 2 2 times (vs. HOU, 11/30/18)	OREB 6 vs. BOS 11/9/19
DREB	13 vs. DAL 12/25/23	DREB --	DREB 4 at GSW 2/6/19	DREB 4 at UTA 8/13/20
TREB	19 vs. DAL 12/25/23	TREB 1 vs. GSW 4/30/23	TREB 5 at GSW 2/6/19	TREB 8 vs. BOS 11/9/19
ASTS	4 4 times (@ NYK, 3/25/24)	ASTS --	ASTS 3 at NOP 11/19/18	ASTS 4 at UTA 8/13/20
STLS	5 at ATL 4/3/24	STLS --	STLS 2 at UTA 12/4/18	STLS 1 3 times (@ UTA, 8/13/20)
BLKS	5 vs. LAC 12/4/21	BLKS --	BLKS 1 2 times (vs. HOU, 11/10/18)	BLKS 2 vs. BOS 11/9/19
MINS	43 at BKN 4/6/24	MINS 3 at GSW 4/20/23	MINS 13 at NOP 11/19/18	MINS 27 at UTA 8/13/20

	2020-21 REG HIGHS	2021-22 REG HIGHS	2022-23 REG HIGHS	2023-24 REG HIGHS
PTS	17 at MEM 5/13/21	PTS 22 at IND 3/23/22	PTS 15 vs. GSW 4/7/23	PTS 23 vs. DAL 12/25/23
FGM	8 vs. MIN 4/20/21	FGM 8 2 times (@ HOU, 4/1/22)	FGM 5 4 times (vs. GSW, 4/7/23)	FGM 9 2 times (@ BKN, 4/6/24)
FGA	16 at MEM 5/13/21	FGA 15 vs. MEM 12/17/21	FGA 8 2 times (vs. GSW, 4/7/23)	FGA 18 vs. DAL 12/25/23
3FGM	4 at MEM 5/13/21	3FGM 3 5 times (@ IND, 3/23/22)	3FGM 2 at IND 2/3/23	3FGM 4 at DAL 4/12/24
3FGA	10 at MEM 5/13/21	3FGA 9 vs. MEM 12/17/21	3FGA 3 3 times (@ IND, 2/3/23)	3FGA 6 2 times (vs. CHI, 4/11/24)
FTM	4 2 times (vs. MIN, 4/21/21)	FTM 6 vs. MEM 12/17/21	FTM 5 3 times (@ DEN, 4/9/23)	FTM 7 vs. NOP 3/24/24
FTA	6 2 times (vs. MIN, 4/21/21)	FTA 8 vs. MEM 12/17/21	FTA 9 vs. GSW 4/7/23	FTA 8 vs. NOP 3/24/24
OREB	4 3 times (vs. MIN, 4/20/21)	OREB 3 4 times (@ BKN, 2/14/22)	OREB 4 at LAC 2/24/23	OREB 6 vs. DAL 12/25/23
DREB	8 vs. OKC 5/9/21	DREB 12 at HOU 4/1/22	DREB 8 vs. GSW 4/7/23	DREB 13 vs. DAL 12/25/23
TREB	9 vs. OKC 5/9/21	TREB 13 at HOU 4/1/22	TREB 9 3 times (vs. GSW, 4/7/23)	TREB 19 vs. DAL 12/25/23
ASTS	3 3 times (vs. UTA, 4/28/21)	ASTS 4 2 times (vs. MIN, 2/8/22)	ASTS 3 at GSW 11/7/22	ASTS 4 at NYK 3/25/24
STLS	2 4 times (vs. OKC, 5/11/21)	STLS 4 2 times (@ PHX, 4/10/22)	STLS 3 at PHX 3/11/23	STLS 5 at ATL 4/3/24
BLKS	2 5 times (vs. OKC, 5/9/21)	BLKS 5 vs. LAC 12/4/21	BLKS 3 at WAS 3/18/23	BLKS 2 4 times (vs. MEM, 4/1/24)
MINS	34 at MEM 5/13/21	MINS 36 vs. MEM 12/17/21	MINS 21 at LAC 2/24/23	MINS 43 at BKN 4/6/24





2023-24 GAME-BY-GAME REGULAR SEASON STATISTICS ( PHX / DET )

DATE	OPP	P/S	MIN	FG	FGA	FG%	3PM	3PA	3P%	FT	FTA	FT%	OR	DR	TOT	A	ST	BS	TO	PF	+/-	PTS	WL	SCORE	
10/24/23	at GSW																						W	108-104	
10/26/23	at LAL																						L	95-100	
10/28/23	UTA	P	2:35	1	2	.500	0	0	.000	0	0	.000	0	1	1	1	0	0	0	0	0	-4	2	W	126-104
10/31/23	SAS																						L	114-115	
11/02/23	SAS																						L	121-132	
11/04/23	at PHI	P	4:57	0	1	.000	0	1	.000	2	2	1.000	0	1	1	0	0	1	1	0	4	2	L	100-112	
11/05/23	at DET	P	1:38	0	0	.000	0	0	.000	0	0	.000	0	0	0	0	0	0	0	0	-5	0	W	120-106	
11/08/23	at CHI																						W	116-115 (OT)	
11/10/23	LAL																						L	119-122	
11/12/23	OKC	P	00:39	0	1	.000	0	1	.000	0	0	.000	0	0	0	0	0	0	0	0	0	0	L	99-111	
11/15/23	MIN	P	3:32	2	4	.500	0	1	.000	0	0	.000	0	2	2	0	0	0	1	2	-3	4	W	133-115	
11/17/23	at UTA																						W	131-128	
11/19/23	at UTA																						W	140-137 (2OT)	
11/21/23	POR	P	5:44	0	0	.000	0	0	.000	0	0	.000	0	0	0	1	1	0	0	1	-1	0	W	120-107	
11/22/23	GSW	P	11:32	2	3	.667	0	1	.000	0	0	.000	0	2	2	0	0	2	0	2	-10	4	W	123-115	
11/24/23	MEM	P	15:28	1	3	.333	0	1	.000	1	2	.500	0	2	2	1	0	0	0	2	7	3	W	110-89	
11/26/23	at NYK	P	12:43	3	3	1.000	2	2	1.000	0	0	.000	2	2	4	0	0	0	0	3	3	8	W	116-113	
11/29/23	at TOR	P	14:54	2	3	.667	1	1	1.000	0	0	.000	0	2	2	0	0	0	1	3	-4	5	L	105-112	
12/01/23	DEN	P	4:29	0	2	.000	0	1	.000	0	0	.000	0	1	1	1	0	0	0	0	-1	0	L	111-119	
12/02/23	MEM																						W	116-109	
12/05/23	at LAL																						L	103-106	
12/08/23	SAC	P	23:14	4	9	.444	0	4	.000	2	2	1.000	0	4	4	1	2	2	0	1	-1	10	L	106-114	
12/12/23	GSW	S	25:22	5	7	.714	3	5	.600	1	2	.500	1	4	5	0	1	0	1	2	28	14	W	119-116	
12/13/23	BKN	S	20:23	3	8	.375	2	3	.667	0	0	.000	3	1	4	0	2	0	1	2	-4	8	L	112-116	
12/15/23	NYK	P	09:58	1	3	.333	0	2	.000	1	2	.500	0	1	1	1	0	0	1	0	-12	3	L	122-139	
12/17/23	WAS	P	09:19	1	1	1.000	0	0	.000	2	2	1.000	0	2	2	0	1	0	1	0	0	4	W	112-108	
12/19/23	at POR	P	15:17	1	2	.500	0	1	.000	0	0	.000	0	1	1	1	1	0	1	0	-6	2	L	104-109	
12/22/23	at SAC	P	13:01	3	6	.500	0	2	.000	4	4	1.000	1	3	4	0	0	0	1	1	5	10	L	105-120	
12/25/23	DAL	P	33:33	9	18	.500	2	6	.333	3	4	.750	6	13	19	2	1	0	3	1	-3	23	L	114-128	
12/27/23	at HOU	P	16:13	1	1	1.000	0	0	.000	2	2	1.000	1	1	2	0	0	0	3	0	1	4	W	129-113	
12/29/23	CHA	P	19:00	2	3	.667	1	1	1.000	4	4	1.000	1	6	7	1	1	0	0	0	5	9	W	133-119	
12/31/23	ORL	P	16:51	3	7	.429	0	2	.000	0	0	.000	2	4	6	0	0	0	1	2	-4	6	W	112-107	
01/01/24	POR	S	26:05	4	8	.500	2	4	.500	4	4	1.000	2	3	5	1	1	0	2	3	6	14	W	109-88	
01/03/24	LAC	S	14:34	3	6	.500	1	4	.250	0	0	.000	1	2	3	2	2	0	1	0	-10	7	L	122-131	
01/05/24	MIA	S	17:17	3	3	1.000	0	0	.000	1	1	1.000	0	2	2	0	2	0	2	0	18	7	W	113-97	
01/07/24	MEM	P	12:13	2	7	.286	0	5	.000	0	0	.000	0	1	1	0	1	0	1	3	-8	4	L	115-121	
01/08/24	at LAC	P	7:56	1	1	1.000	0	0	.000	2	2	1.000	0	2	2	0	0	1	0	1	-7	4	L	111-138	
01/11/24	at LAL	P	8:31	0	0	.000	0	0	.000	4	4	1.000	1	1	2	1	0	0	0	0	-6	4	W	127-109	
01/14/24	at POR	P	17:06	3	3	1.000	1	1	1.000	1	2	.500	0	3	3	0	1	2	0	3	1	8	W	127-116	
01/16/24	SAC	P	10:21	3	5	.600	0	1	.000	0	0	.000	0	5	5	1	0	0	1	1	2	6	W	119-117	
01/19/24	at NOP	P	13:48	0	4	.000	0	1	.000	2	2	1.000	1	3	4	1	0	1	1	2	-10	2	W	123-109	
01/21/24	IND	P	7:04	0	0	.000	0	0	.000	2	2	1.000	0	1	1	1	1	0	0	2	-6	2	W	117-110	
01/22/24	CHI																						W	115-113	
01/24/24	at DAL	P	13:43	1	1	1.000	0	0	.000	0	0	.000	1	6	7	1	0	0	0	1	0	2	W	132-109	
01/26/24	at IND	P	2:25	0	1	.000	0	0	.000	0	0	.000	0	1	1	0	0	0	0	0	-5	0	L	131-133	
01/28/24	at ORL	P	7:04	0	0	.000	0	0	.000	0	0	.000	0	1	1	0	1	0	1	1	-6	0	L	98-113	
01/29/24	at MIA																						W	118-105	
01/31/24	at BKN	P	1:20	0	0	.000	0	0	.000	0	0	.000	0	0	0	0	0	0	0	0	0	0	W	136-120	
02/02/24	at ATL																						L	120-129	
02/04/24	at WAS	P	7:41	2	4	.500	0	0	.000	0	0	.000	1	2	3	1	0	0	2	0	-1	4	W	140-112	
02/06/24	MIL																						W	114-106	
02/08/24	UTA																						W	129-115	
03/20/24	IND	P	22:05	3	8	.375	0	3	.000	2	2	1.000	1	2	3	1	2	0	1	2	-2	8	L	103-122	
03/22/24	BOS	P	19:28	1	3	.333	0	2	.000	0	0	.000	0	4	4	2	0	0	3	4	-2	2	L	102-129	
03/24/24	NOP	S	39:00	5	8	.625	0	2	.000	7	8	.875	2	6	8	3	1	1	2	5	-13	17	L	101-114	
03/25/24	at NYK	P	16:46	3	4	.750	0	0	.000	0	0	.000	0	2	2	4	2	1	0	3	-2	6	L	99-124	
03/27/24	at MIN	S	32:22	3	8	.375	1	3	.333	1	1	1.000	2	5	7	2	2	1	2	4	-13	8	L	91-106	
03/29/24	at WAS	P	26:05	2	9	.222	0	4	.000	1	1	1.000	0	3	3	1	1	1	1	0	4	5	W	96-87	
04/01/24	MEM	P	27:44	6	10	.600	1	3	.333	4	4	1.000	4	4	8	0	0	2	1	3	-8	17	L	108-110	
04/03/24	at ATL	P	27:49	4	9	.444	0	2	.000	1	1	1.000	1	4	5	3	5	1	1	2	20	9	L	113-121	
04/05/24	at MEM	P	22:21	3	6	.500	0	3	.000	0	0	.000	2	4	6	1	4	0	2	3	-17	6	L	90-108	
04/06/24	at BKN	S	42:41	9	9	1.000	2																		



+ + + + + + + +  
+ + + + + + + +

# JAYLEN NOWELL

5th Season in the NBA  
1st Season with the Pistons

**PRIOR:**  
Washington

**20 • GUARD**

**HEIGHT:** 6-5  
**WEIGHT:** 208  
**BIRTHDATE:** 07/09/99  
**COUNTRY:** USA  
**ACQUIRED:** SIGNED TO A 10-DAY ON 4/2/24



	GP	GS	PPG	RPG	APG	SPG	BPG	MPG	FG%	3FG%	FT%
2023-24	13	1	6.2	1.8	1.5	0.31	0.15	16.4	.436	.207	.778
Career	197	4	8.9	2.2	1.8	0.50	0.15	17.0	.446	.317	.798

	POINTS	REB	AST	BLK	STL	DBL-DBL	TPL-DBL
	10+	20+	30+	10+	10+	3+	3+
2023-24	4	--	--	--	--	--	--
Career	87	9	1	--	--	--	5

RECENT GAMES														
OPPONENT	W/L	MIN	FG-A	3P-A	FT-A	OR	DR	TR	A	PF	ST	TO	BS	PTS
4/14 at SAS	L	8:06	1-4	0-2	2-2	0	2	2	0	0	0	1	0	4
4/12 at DAL	W													
4/11 vs. CHI	L													
4/9 at PHI	L	10:27	1-2	0-0	0-0	0	1	1	1	0	0	0	0	2
4/6 at BKN	L	18:51	5-8	2-3	0-0	2	2	4	0	1	0	0	1	12

	2023-24 HIGHS	CAREER HIGHS
PTS	19 at DAL 12/1/23	30 at UTA 2/8/23
FGM	8 at DAL 12/1/23	11 2 times (@ UTA, 2/8/23)
FGA	14 at DAL 12/1/23	19 vs. MEM 11/30/22
3FGM	2 3 times (@ BKN, 4/6/24)	6 3 times (@ UTA, 2/8/23)
3FGA	6 at DAL 12/1/23	10 vs. MEM 11/30/22
FTM	2 3 times (@ SAS, 4/14/24)	7 vs. OKC 12/3/22
FTA	4 at MEM 4/5/24	8 vs. OKC 12/3/22
OREB	2 at BKN 4/6/24	3 6 times (vs. IND, 12/7/22)
DREB	4 vs. MIN 11/26/23	6 2 times (vs. SAS, 10/24/22)
TREB	5 vs. MIN 11/26/23	9 vs. SAS 10/24/22
ASTS	4 at DET 12/6/23	7 vs. OKC 3/9/22
STLS	1 4 times (@ MEM, 4/5/24)	3 5 times (@ NYK, 3/20/23)
BLKS	1 2 times (@ BKN, 4/6/24)	2 3 times (@ LAL, 11/12/21)
MINS	34 at PHX 12/2/23	35 vs. BOS 12/27/21

**NEW FACES:** Signed to a 10-day contract with Detroit on April 2, 2024...Appeared in nine games for Memphis and averaged 5.7 points and 1.8 assists per game...Had not appeared in an NBA game since Dec. 13...In 28 games this season with the Stockton Kings, the NBA's G League affiliate of the Sacramento Kings, he averaged 17.4 points, 3.6 rebounds and 3.6 assists in 27.9 minutes per game.

**FITTING IN:** Nowell scored his Pistons career-high 12 points in back-to-back games against Memphis (4/5) and Brooklyn (4/6). They were his third and fourth games of 10+ points this season after eclipsing 12 points twice in his nine games as a Grizzly.







### JAYLEN NOWELL - NBA REGULAR SEASON STATISTICS

SEASON	TEAM	GP	GS	MIN	FG	FGA	FG%	3PM	3PA	3P%	FT	FTA	FT%	OR	DR	TOT	A	ST	TO	BS	PTS	PPG
2019-20	MIN	15	0	151	19	53	.358	3	26	.115	16	17	.941	3	10	13	19	3	3	1	57	3.8
2020-21	MIN	42	0	759	142	335	.424	50	150	.333	45	55	.818	19	76	95	62	22	28	12	379	9.0
2021-22	MIN	62	1	975	196	413	.475	63	160	.394	72	92	.783	22	101	123	130	27	36	10	527	8.5
2022-23	MIN	65	2	1,252	280	625	.448	67	232	.289	77	99	.778	36	134	170	132	42	65	5	704	10.8
2023-24	MEM	9	1	156	22	55	.400	4	23	.174	3	3	1.000	3	11	14	16	3	5	0	51	5.7
Went from MEM to DET.																						
2023-24	DET	4	0	58	12	23	.522	2	6	.333	4	6	.667	3	7	10	3	1	2	2	30	7.5
2023-24	TOT	13	1	213	34	78	.436	6	29	.207	7	9	.778	6	18	24	19	4	7	2	81	6.2
<b>TOTALS</b>		<b>197</b>	<b>4</b>	<b>3,348</b>	<b>671</b>	<b>1,504</b>	<b>.446</b>	<b>189</b>	<b>597</b>	<b>.317</b>	<b>217</b>	<b>272</b>	<b>.798</b>	<b>86</b>	<b>339</b>	<b>425</b>	<b>362</b>	<b>98</b>	<b>139</b>	<b>30</b>	<b>1,748</b>	<b>8.9</b>
<b>AVERAGE</b>		<b>--</b>	<b>--</b>	<b>17.0</b>	<b>3.4</b>	<b>7.6</b>	<b>--</b>	<b>1.0</b>	<b>3.0</b>	<b>--</b>	<b>1.1</b>	<b>1.4</b>	<b>--</b>	<b>0.4</b>	<b>1.7</b>	<b>2.2</b>	<b>1.8</b>	<b>0.5</b>	<b>0.7</b>	<b>0.2</b>	<b>8.9</b>	<b>--</b>

### JAYLEN NOWELL - NBA POSTSEASON STATISTICS

SEASON	TEAM	GP	GS	MIN	FG	FGA	FG%	3PM	3PA	3P%	FT	FTA	FT%	OR	DR	TOT	A	ST	TO	BS	PTS	PPG
2021-22	MIN	1	0	12	3	10	.300	0	5	.000	0	0	.000	0	0	0	1	1	0	0	6	6.0
2022-23	MIN	5	0	62	6	26	.231	3	9	.333	1	2	.500	4	1	5	3	0	2	0	16	3.2
<b>TOTALS</b>		<b>6</b>	<b>0</b>	<b>73</b>	<b>9</b>	<b>36</b>	<b>.250</b>	<b>3</b>	<b>14</b>	<b>.214</b>	<b>1</b>	<b>2</b>	<b>.500</b>	<b>4</b>	<b>1</b>	<b>5</b>	<b>4</b>	<b>1</b>	<b>2</b>	<b>0</b>	<b>22</b>	<b>3.7</b>
<b>AVERAGE</b>		<b>--</b>	<b>--</b>	<b>12.2</b>	<b>1.5</b>	<b>6.0</b>	<b>--</b>	<b>0.5</b>	<b>2.3</b>	<b>--</b>	<b>0.2</b>	<b>0.3</b>	<b>--</b>	<b>0.7</b>	<b>0.2</b>	<b>0.8</b>	<b>0.7</b>	<b>0.2</b>	<b>0.3</b>	<b>0.0</b>	<b>3.7</b>	<b>--</b>

REG CAREER HIGHS		POST CAREER HIGHS		2019-20 REG HIGHS		2020-21 REG HIGHS		2021-22 REG HIGHS	
PTS	30 at UTA 2/8/23	PTS	12 at DEN 4/16/23	PTS	12 at MIL 1/1/20	PTS	28 at NOP 3/11/21	PTS	29 vs. BOS 12/27/21
FGM	11 2 times (@ UTA, 2/8/23)	FGM	4 at DEN 4/16/23	FGM	4 at MIL 1/1/20	FGM	11 at NOP 3/11/21	FGM	10 vs. BOS 12/27/21
FGA	19 vs. MEM 11/30/22	FGA	10 2 times (@ DEN, 4/16/23)	FGA	11 at MIL 1/1/20	FGA	14 2 times (vs. HOU, 3/26/21)	FGA	18 vs. BOS 12/27/21
3FGM	6 3 times (@ UTA, 2/8/23)	3FGM	3 at DEN 4/16/23	3FGM	2 at MIL 1/1/20	3FGM	6 at NOP 3/11/21	3FGM	6 vs. BOS 12/27/21
3FGA	10 vs. MEM 11/30/22	3FGA	6 at DEN 4/16/23	3FGA	7 at MIL 1/1/20	3FGA	8 vs. POR 3/14/21	3FGA	9 vs. BOS 12/27/21
FTM	7 vs. OKC 12/3/22	FTM	1 at DEN 4/16/23	FTM	5 vs. ORL 3/6/20	FTM	5 at DAL 2/8/21	FTM	5 2 times (vs. WAS, 4/5/22)
FTA	8 vs. OKC 12/3/22	FTA	2 at DEN 4/16/23	FTA	5 vs. ORL 3/6/20	FTA	6 at DAL 2/8/21	FTA	6 2 times (vs. WAS, 4/5/22)
OREB	3 6 times (vs. IND, 12/7/22)	OREB	3 vs. DEN 4/23/23	OREB	1 3 times (@ DEN, 2/23/20)	OREB	3 at CLE 2/1/21	OREB	3 at SAC 2/8/22
DREB	6 2 times (vs. SAS, 10/24/22)	DREB	1 vs. DEN 4/21/23	DREB	2 3 times (@ HOU, 3/10/20)	DREB	6 vs. NYK 3/31/21	DREB	5 5 times (@ SAS, 3/14/22)
TREB	9 vs. SAS 10/24/22	TREB	3 vs. DEN 4/23/23	TREB	2 4 times (@ HOU, 3/10/20)	TREB	6 vs. NYK 3/31/21	TREB	6 5 times (@ SAS, 3/14/22)
ASTS	7 vs. OKC 3/9/22	ASTS	2 at DEN 4/16/23	ASTS	3 2 times (vs. LAC, 2/8/20)	ASTS	6 at NOP 3/11/21	ASTS	7 vs. OKC 3/9/22
STLS	3 5 times (@ NYK, 3/20/23)	STLS	1 at MEM 4/19/22	STLS	2 vs. NOP 3/8/20	STLS	3 vs. HOU 3/26/21	STLS	3 2 times (@ GSW, 1/27/22)
BLKS	2 3 times (@ LAL, 11/12/21)	BLKS	--	BLKS	1 at MIL 1/1/20	BLKS	2 2 times (@ ORL, 5/9/21)	BLKS	2 at LAL 11/12/21
MINS	35 vs. BOS 12/27/21	MINS	22 at DEN 4/16/23	MINS	16 at GSW 12/23/19	MINS	30 vs. HOU 3/26/21	MINS	35 vs. BOS 12/27/21

2022-23 REG HIGHS		2023-24 REG HIGHS	
PTS	30 at UTA 2/8/23	PTS	19 at DAL 12/1/23
FGM	11 at UTA 2/8/23	FGM	8 at DAL 12/1/23
FGA	19 vs. MEM 11/30/22	FGA	14 at DAL 12/1/23
3FGM	6 at UTA 2/8/23	3FGM	2 3 times (@ BKN, 4/6/24)
3FGA	10 vs. MEM 11/30/22	3FGA	6 at DAL 12/1/23
FTM	7 vs. OKC 12/3/22	FTM	2 3 times (@ SAS, 4/14/24)
FTA	8 vs. OKC 12/3/22	FTA	4 at MEM 4/5/24
OREB	3 4 times (vs. IND, 12/7/22)	OREB	2 at BKN 4/6/24
DREB	6 vs. SAS 10/24/22	DREB	4 vs. MIN 11/26/23
TREB	9 vs. SAS 10/24/22	TREB	5 vs. MIN 11/26/23
ASTS	6 3 times (@ UTA, 2/8/23)	ASTS	4 at DET 12/6/23
STLS	3 2 times (@ NYK, 3/20/23)	STLS	1 4 times (@ MEM, 4/5/24)
BLKS	1 5 times (@ NYK, 3/20/23)	BLKS	1 2 times (@ BKN, 4/6/24)
MINS	34 at OKC 12/16/22	MINS	34 at PHX 12/2/23

### 2023-24 GAME-BY-GAME REGULAR SEASON STATISTICS ( MEM / DET )

DATE	OPP	P/S	MIN	FG	FGA	FG%	3PM	3PA	3P%	FT	FTA	FT%	OR	DR	TOT	A	ST	BS	TO	PF	+/-	PTS	W/L	SCORE	
11/24/23	PHX	P	1:38	0	0	.000	0	0	.000	0	0	.000	0	0	0	0	0	0	0	0	0	-4	0	L	89-110
11/26/23	MIN	P	13:29	2	4	.500	0	1	.000	0	0	.000	1	4	5	3	0	0	0	1	5	4	L	97-119	
11/29/23	UTA	P	18:18	0	6	.000	0	3	.000	0	0	.000	1	1	2	1	0	0	0	0	4	0	W	105-91	
12/01/23	at DAL	P	25:50	8	14	.571	2	6	.333	1	1	1.000	1	3	4	1	1	0	1	2	1	19	W	108-94	
12/02/23	at PHX	S	34:18	3	12	.250	0	4	.000	2	2	1.000	0	1	1	2	1	0	1	5	-7	8	L	109-116	
12/06/23	at DET	P	25:58	6	8	.750	0	2	.000	0	0	.000	0	2	2	4	1	0	0	0	8	12	W	116-102	
12/08/23	MIN	P	20:23	3	6	.500	2	4	.500	0	0	.000	0	0	0	2	0	0	1	4	-6	8	L	103-127	
12/11/23	DAL	P	7:53	0	2	.000	0	1	.000	0	0	.000	0	0	0	2	0	0	1	0	1	0	L	113-120	
12/13/23	at HOU	P	8:21	0	3	.000	0	2	.000	0	0	.000	0	0	0	1	0	0	1	1	-5	0	L	104-117	
Went from MEM to DET.																									
04/03/24	at ATL																						L	113-121	
04/05/24	at MEM	P	20:13	5	9	.556	0	1	.000	2	4	.500	1	2	3	2	1	1	1	1	-7	12	L	90-108	
04/06/24	at BKN	P	18:51	5	8	.625	2	3	.667	0	0	.000	2	2	4	0	0	1	0	1	4	12	L	103-113	
04/09/24	at PHI	P	10:27	1	2	.500	0	0	.000	0	0	.000	0	1	1	1	0	0	0	0	-12	2	L	102-120	
04/11/24	CHI																						L	105-127	
04/12/24	at DAL																						W	107-89	
04/14/24	at SAS	P	8:06	1	4	.250	0	2	.000	2	2	1.000	0	2	2	0	0	0	1	0	-16	4	L	95-123	
2023	TTL		13-1	207	34	78	.436	6	29	.207	7	9	.778	6	18	24	19	4	2	7	15	-34	81	4-12	
2023	AVG		--	15.9	2.6	6.0	--	0.5	2.2	--	0.5	0.7	--	0.5	1.4	1.8	1.5	0.3	0.2	0.5	1.2	-2.6	6.2	--	







8 • GUARD

# JARED RHODEN

2nd Season in the NBA  
2nd Season with the Pistons

**PRIOR:**  
Seton Hall

**HEIGHT:** 6-6  
**WEIGHT:** 210  
**BIRTHDATE:** 08/27/99  
**COUNTRY:** USA



	GP	GS	PPG	RPG	APG	SPG	BPG	MPG	FG%	3FG%	FT%
2023-24	17	0	4.9	1.9	0.8	0.18	0.76	14.4	.500	.387	.625
Career	31	0	4.1	2.3	0.6	0.23	0.45	14.3	.455	.333	.786

	POINTS	REB	AST	BLK	STL	DBL-DBL	TPL-DBL
2023-24	2	--	--	1	--	--	--
Career	3	--	--	1	--	--	--

	2023-24 HIGHS	CAREER HIGHS
PTS	16 at SAS 4/14/24	16 at SAS 4/14/24
FGM	6 at SAS 4/14/24	6 at SAS 4/14/24
FGA	12 at SAS 4/14/24	12 at SAS 4/14/24
3FGM	4 at SAS 4/14/24	4 at SAS 4/14/24
3FGA	8 at SAS 4/14/24	8 at SAS 4/14/24
FTM	2 vs. GSW 11/6/23	2 4 times (vs. GSW, 11/6/23)
FTA	2 4 times (@ BKN, 4/6/24)	2 7 times (@ BKN, 4/6/24)
OREB	1 3 times (vs. CHI, 4/11/24)	3 vs. POR 3/6/23
DREB	5 vs. BOS 3/22/24	5 3 times (vs. BOS, 3/22/24)
TREB	5 vs. BOS 3/22/24	6 2 times (@ CHI, 4/9/23)
ASTS	3 2 times (@ NYK, 3/25/24)	3 2 times (@ NYK, 3/25/24)
STLS	1 3 times (@ BKN, 4/6/24)	2 at IND 4/7/23
BLKS	3 at DAL 4/12/24	3 at DAL 4/12/24
MINs	32 at SAS 4/14/24	35 at CHI 4/9/23

**RECENT GAMES**

OPPONENT	W/L	MIN	FG-A	3P-A	FT-A	OR	DR	TR	A	PF	ST	TO	BS	PTS
4/14 at SAS	L	31:51	6-12	4-8	0-0	0	4	4	2	4	0	0	0	16
4/12 at DAL	W	26:47	5-5	1-1	0-0	0	4	4	0	0	0	0	3	11
4/11 vs. CHI	L	17:51	3-6	2-4	0-0	1	3	4	1	1	0	1	1	8
4/9 at PHI	L	14:40	1-5	0-2	0-0	0	1	1	0	3	0	0	2	2
4/6 at BKN	L	20:35	3-8	0-3	1-2	0	2	2	1	5	1	0	1	7

**ENDING ON A HIGH NOTE:**

Rhoden ended the season by turning in consecutive career games. He set initial career-highs in points (11), field goals made (5) and blocks (3) against Dallas (4/12), and then turned in his best game as a pro in the finale against San Antonio, setting career marks in points (16), FGM (6), FGA (12), 3FGM (4), 3FGA (8) and minutes played (31:51). He thrived on the defensive end as well with seven blocks in four games from April 6-12 (1.8 per game).

**G LEAGUE RECAP:**

Averaged 21.6 points, 6.2 rebounds, 3.0 assists and 1.3 steals on .463 FG% and .403 3PT% across 40 total games for the Motor City Cruise this season and (36.7 minutes per game). Ranks fourth in the G League with 575 total points in the regular season (42nd with 21.0 points per game) and was named G League Player of the Week during Nov. 12-18, where he averaged 27.3 points and 6.3 rebounds on .550 3PT% over three games...Has scored 20+ points in 29 games this season and 30+ five times.

**Rhoden scored 20+ points in eight consecutive G League outings prior to the game before his call up and averaged 20.2 points, 6.2 rebounds and 2.4 rebounds on .448 3PT% (13-of-29) over his final five G League contests:**

**Jared Rhoden recent G League Games:**

DATE	PTS	REB	AST	FG	FG%	3P	3PT%
3/18	13	5	3	5-20	.250	2-8	.250
3/16	21	8	2	8-19	.421	3-6	.500
3/15	23	6	3	8-18	.444	2-4	.500
3/9	21	7	3	8-13	.615	3-6	.500
3/5	23	5	1	10-18	.556	3-5	.600

**CAREER HIGHLIGHTS:**

Appeared in 14 games and averaged 3.2 points, 2.6 rebounds and 0.3 assists in 14.1 minutes per game as a two-way player for Detroit last season...Scored a season-high 10 points with a season-high six rebounds and two steals at IND (4/7)...Appeared in 14 of Detroit's final 20 games...Averaged 5.3 rebounds over the final three games of the season...Appeared in 24 games for the Motor City Cruise, the NBA G League affiliate of the Detroit Pistons, while averaging 18.1 points (.469 FG%), 7.1 rebounds, 2.2 assists and 1.1 steals in 34.8 minutes per game.

Collegiate Career: Left Seton Hall in a tie for 33rd in program history with 1,270 career points and 20th all-time with 669 rebounds ... Left as one of only 12 Pirates to log more than 1,200 points and 600 rebounds in a career...Named to the 2022 All-Big East First Team and was a 2019 and 2020 Big East All-Academic Team member.





### JARED RHODEN - NBA REGULAR SEASON STATISTICS

SEASON	TEAM	GP	GS	MIN	FG	FGA	FG%	3PM	3PA	3P%	FT	FTA	FT%	OR	DR	TOT	A	ST	TO	BS	PTS	PPG
2022-23	DET	14	0	198	17	44	.386	5	20	.250	6	6	1.000	11	26	37	4	4	3	1	45	3.2
2023-24	DET	17	0	245	33	66	.500	12	31	.387	5	8	.625	3	30	33	14	3	7	13	83	4.9
<b>TOTALS</b>		<b>31</b>	<b>0</b>	<b>442</b>	<b>50</b>	<b>110</b>	<b>.455</b>	<b>17</b>	<b>51</b>	<b>.333</b>	<b>11</b>	<b>14</b>	<b>.786</b>	<b>14</b>	<b>56</b>	<b>70</b>	<b>18</b>	<b>7</b>	<b>10</b>	<b>14</b>	<b>128</b>	<b>4.1</b>
<b>AVERAGE</b>		<b>--</b>	<b>--</b>	<b>14.3</b>	<b>1.6</b>	<b>3.5</b>	<b>--</b>	<b>0.5</b>	<b>1.6</b>	<b>--</b>	<b>0.4</b>	<b>0.5</b>	<b>--</b>	<b>0.5</b>	<b>1.8</b>	<b>2.3</b>	<b>0.6</b>	<b>0.2</b>	<b>0.3</b>	<b>0.5</b>	<b>4.1</b>	<b>--</b>

	REG CAREER HIGHS		2022-23 REG HIGHS		2023-24 REG HIGHS
PTS	16 at SAS 4/14/24	PTS	10 at IND 4/7/23	PTS	16 at SAS 4/14/24
FGM	6 at SAS 4/14/24	FGM	4 at IND 4/7/23	FGM	6 at SAS 4/14/24
FGA	12 at SAS 4/14/24	FGA	9 at IND 4/7/23	FGA	12 at SAS 4/14/24
3FGM	4 at SAS 4/14/24	3FGM	2 at IND 4/7/23	3FGM	4 at SAS 4/14/24
3FGA	8 at SAS 4/14/24	3FGA	4 at CHI 4/9/23	3FGA	8 at SAS 4/14/24
FTM	2 4 times (vs. GSW, 11/6/23)	FTM	2 3 times (@ ORL, 4/2/23)	FTM	2 vs. GSW 11/6/23
FTA	2 7 times (@ BKN, 4/6/24)	FTA	2 3 times (@ ORL, 4/2/23)	FTA	2 4 times (@ BKN, 4/6/24)
OREB	3 vs. POR 3/6/23	OREB	3 vs. POR 3/6/23	OREB	1 3 times (vs. CHI, 4/11/24)
DREB	5 3 times (vs. BOS, 3/22/24)	DREB	5 2 times (@ CHI, 4/9/23)	DREB	5 vs. BOS 3/22/24
TREB	6 2 times (@ CHI, 4/9/23)	TREB	6 2 times (@ CHI, 4/9/23)	TREB	5 vs. BOS 3/22/24
ASTS	3 2 times (@ NYK, 3/25/24)	ASTS	2 at ATL 3/21/23	ASTS	3 2 times (@ NYK, 3/25/24)
STLS	2 at IND 4/7/23	STLS	2 at IND 4/7/23	STLS	1 3 times (@ BKN, 4/6/24)
BLKS	3 at DAL 4/12/24	BLKS	1 at IND 4/7/23	BLKS	3 at DAL 4/12/24
MINS	35 at CHI 4/9/23	MINS	35 at CHI 4/9/23	MINS	32 at SAS 4/14/24





2023-24 GAME-BY-GAME REGULAR SEASON STATISTICS ( DET )

DATE	OPP	P/S	MIN	FG	FGA	FG%	3PM	3PA	3P%	FT	FTA	FT%	OR	DR	TOT	A	ST	BS	TO	PF	+/-	PTS	W/L	SCORE
10/25/23	at MIA																						L	102-103
10/27/23	at CHA																						W	111-99
10/28/23	CHI																						W	118-102
10/30/23	at OKC	P	1:49	0	0	.000	0	0	.000	0	0	.000	0	1	1	0	0	0	0	0	8	0	L	112-124
11/01/23	POR																						L	101-110
11/02/23	at NOP																						L	116-125
11/05/23	PHX	P	2:35	0	0	.000	0	0	.000	0	0	.000	0	0	0	0	0	0	0	0	5	0	L	106-120
11/06/23	GSW	P	05:23	0	2	.000	0	1	.000	2	2	1.000	1	1	2	0	0	0	1	1	-9	2	L	109-120
11/08/23	at MIL	P	12:43	3	4	.750	0	1	.000	0	0	.000	0	1	1	3	0	0	0	2	10	6	L	118-120
11/10/23	PHI	P	7:11	2	3	.667	1	2	.500	0	0	.000	0	0	0	0	0	0	1	1	2	5	L	106-114
11/12/23	at CHI																						L	108-119
11/14/23	ATL																						L	120-126
11/17/23	at CLE																						L	100-108
11/19/23	at TOR																						L	113-142
11/20/23	DEN																						L	103-107
11/24/23	at IND																						L	113-136
11/27/23	WAS																						L	107-126
11/29/23	LAL																						L	107-133
11/30/23	at NYK																						L	112-118
12/02/23	CLE																						L	101-110
12/06/23	MEM																						L	102-116
12/08/23	at ORL																						L	91-123
12/11/23	IND																						L	123-131
12/13/23	PHI																						L	111-129
12/15/23	at PHI																						L	92-124
12/16/23	at MIL																						L	114-146
12/18/23	at ATL																						L	124-130
12/21/23	UTA																						L	111-119
12/23/23	at BKN																						L	115-126
12/26/23	BKN																						L	112-118
12/28/23	at BOS																						L	122-128 (OT)
12/30/23	TOR																						W	129-127
01/01/24	at HOU																						L	113-136
01/03/24	at UTA																						L	148-154 (OT)
01/05/24	at GSW																						L	109-113
01/07/24	at DEN																						L	114-131
01/09/24	SAC																						L	110-131
01/10/24	SAS																						L	108-130
01/12/24	HOU																						L	110-112
01/15/24	at WAS																						W	129-117
01/17/24	MIN																						L	117-124
01/20/24	MIL																						L	135-141
01/22/24	MIL																						L	113-122
01/24/24	CHA																						W	113-106
01/27/24	WAS																						L	104-118
01/28/24	OKC																						W	120-104
01/31/24	at CLE																						L	121-128
02/02/24	LAC																						L	125-136
02/04/24	ORL																						L	99-111
02/07/24	at SAC																						W	133-120
02/08/24	POR	P	12:46	1	2	.500	0	0	.000	0	0	.000	0	1	1	1	0	2	1	0	2	2	W	128-122 (OT)
02/10/24	at LAC																						L	106-112
02/13/24	at LAL																						L	111-125
02/14/24	at PHX																						L	100-116
02/22/24	at IND																						L	115-129
02/24/24	ORL																						L	109-112
02/26/24	at NYK																						L	111-113
02/27/24	at CHI																						W	105-95
03/01/24	CLE																						L	100-110
03/03/24	at ORL																						L	91-113
03/05/24	at MIA																						L	110-118
03/07/24	BKN																						W	118-112
03/09/24	DAL																						L	124-142
03/11/24	CHA																						W	114-97
03/13/24	TOR																						W	113-104
03/15/24	MIA																						L	95-108
03/17/24	MIA																						L	101-104
03/18/24	at BOS																						L	94-119
03/20/24	IND																						L	103-122
03/22/24	BOS	P	17:17	4	5	.800	1	2	.500	0	0	.000	0	5	5	0	1	0	2	2	-7	9	L	102-129
03/24/24	NOP	P	12:02	2	5	.400	1	3	.333	0	0	.000	0	3	3	0	0	2	0	3	-12	5	L	101-114
03/25/24	at NYK	P	25:10	1	3	.333	1	2	.500	0	0	.000	0	2	2	3	0	0	1	3	-3	3	L	99-124
03/27/24	at MIN	P	1:56	0	1	.000	0	0	.000	0	0	.000	1	0	1	0	0	0	0	0	0	0	L	91-106









25 • GUARD

# MARCUS SASSER

Rookie Season in the NBA  
Rookie Season with the Pistons

**PRIOR:**  
Houston

**HEIGHT:** 6-2  
**WEIGHT:** 195  
**BIRTHDATE:** 09/21/00  
**COUNTRY:** USA



	GP	GS	PPG	RPG	APG	SPG	BPG	MPG	FG%	3FG%	FT%
2023-24	71	11	8.3	1.8	3.3	0.62	0.17	19.0	.428	.375	.879
Career	71	11	8.3	1.8	3.3	0.62	0.17	19.0	.428	.375	.879

	POINTS	REB	AST	BLK	STL	DBL-DBL	TPL-DBL
	10+	20+	30+	10+	10+	3+	3+
2023-24	20	7	--	--	1	--	1
Career	20	7	--	--	1	--	1

**RECENT GAMES**

OPPONENT	W/L	MIN	FG-A	3P-A	FT-A	OR	DR	TR	A	PF	ST	TO	BS	PTS
4/14 at SAS	L	31:13	6-13	2-4	3-3	1	2	3	7	1	0	3	1	17
4/12 at DAL	W	32:29	9-20	2-9	4-4	0	3	3	3	1	1	2	0	24
4/11 vs. CHI	L	32:42	8-15	4-10	0-0	0	0	0	5	0	2	4	1	20
4/9 at PHI	L	26:50	3-10	2-4	2-2	1	2	3	5	2	0	3	0	10
4/6 at BKN	L	33:11	7-17	3-8	1-2	0	1	1	6	1	1	1	0	18

**Injury List** — Missed 4 games due to Right Knee; Contusion (2/24 through 3/1/24); Missed 2 games due to illness; Upper Respiratory (3/29 through 4/1/24)

	2023-24 HIGHS	CAREER HIGHS
PTS	26 at MIL 11/8/23	26 at MIL 11/8/23
FGM	11 at MIL 11/8/23	11 at MIL 11/8/23
FGA	20 at DAL 4/12/24	20 at DAL 4/12/24
3FGM	5 3 times (vs. LAC, 2/2/24)	5 3 times (vs. LAC, 2/2/24)
3FGA	10 vs. CHI 4/11/24	10 vs. CHI 4/11/24
FTM	9 at NYK 3/25/24	9 at NYK 3/25/24
FTA	10 at NYK 3/25/24	10 at NYK 3/25/24
OREB	1 11 times (@ SAS, 4/14/24)	1 11 times (@ SAS, 4/14/24)
DREB	6 at MIL 11/8/23	6 at MIL 11/8/23
TREB	6 at MIL 11/8/23	6 at MIL 11/8/23
ASTS	11 at POR 2/8/24	11 at POR 2/8/24
STLS	4 vs. POR 11/1/23	4 vs. POR 11/1/23
BLKS	2 at WAS 1/15/24	2 at WAS 1/15/24
MINS	38 at POR 2/8/24	38 at POR 2/8/24

Sasser posted back-to-back 20-point games for the first time in his career on 4/12-14. He averaged 17.8 PTS and 5.2 AST on .371 3PT% (13-of-35) over the final five games (all starts), his longest career double-digit scoring streak.

**COMING OUT PARTY:** Sasser erupted for a career-high 26 points (11-17 FG, 3-7 3FG, 1-1 FT) on November 8 against Milwaukee and set a career-high in scoring in three of four games; he dropped 22 points on 4-6 3FG on November 5 against Phoenix after scoring 19 points (5-8 3PT) the game prior against New Orleans (11/1). He shot .500 (13-of-26) over the four-game span and was the third Pistons rookie (Saddiq Bey, Cade Cunningham) to shoot at least .500 3PT% with 13 3PM over a four-game span in franchise history.

Sasser added his third 20-point game of the season on January 22 against Milwaukee, dropping 23 points (9-17 FG, 5-5 FT) with three assists, one rebound and one steal. He recorded his fourth with 21 points against the Clippers on February 2, going 8-of-10 from the floor and 5-of-6 from deep.

On February 8 against Portland, Sasser recorded his first career double-double with 17 points, a career-high 11 assists and two steals. He joined Cade Cunningham, Jaden Ivey and Killian Hayes as the only Pistons rookies with 11+ assists in a game since Brandon Knight in 2012.

**STREAKY:** Sasser made a 3-pointer in nine consecutive games from Jan. 24 - Feb. 13, tied as the seventh-longest by a rookie in franchise history.

**AMATEUR ACCOLADES:** Drafted by Detroit after a highly-decorated career at the University of Houston...Named a 2023 First Team All-American, American Athletic Conference Player of the Year and Jerry West Shooting Guard of the Year...Selected as a finalist for the 2023 Lefty Driesell Defensive Player of the Year Award and was a Naismith Defensive Player of the Year semifinalist...Became the first consensus First-Team All-American out of Houston since Hakeem Olajuwon in 1984...Finished 15th in Houston history with 1,458 career points and set the school record with 276 career 3-pointers.

**HIGHEST 3PT%, NBA ROOKIES 2023-24**

NAME	TEAM	3PT%
Nick Smith Jr.	CHA	.432
Cason Wallace	OKC	.419
Brandin Podziemski	GSW	.385
Taylor Hendricks	UTA	.379
<b>Marcus Sasser</b>	<b>DET</b>	<b>.375</b>

**MOST 3-POINTERS BY A ROOKIE, FRANCHISE HISTORY:**

YEAR	NAME	3PM
2020-21	Saddiq Bey	175
2022-23	Jaden Ivey	120
2021-22	Cade Cunningham	114
2011-12	Brandon Knight	105
<b>2023-24</b>	<b>Marcus Sasser</b>	<b>90</b>
2017-18	Luke Kennard	81

Sasser is one of **six** rookies in franchise history to shoot .370 3PT% or better, minimum 50 3PA (Livers, Kennard, Bey, Knight, Hillard)







MARCUS SASSER - NBA REGULAR SEASON STATISTICS

SEASON	TEAM	GP	GS	MIN	FG	FGA	FG%	3PM	3PA	3P%	FT	FTA	FT%	OR	DR	TOT	A	ST	TO	BS	PTS	PPG
2023-24	DET	71	11	1,351	219	512	.428	90	240	.375	58	66	.879	11	114	125	236	44	90	12	586	8.3
<b>TOTALS</b>		<b>71</b>	<b>11</b>	<b>1,351</b>	<b>219</b>	<b>512</b>	<b>.428</b>	<b>90</b>	<b>240</b>	<b>.375</b>	<b>58</b>	<b>66</b>	<b>.879</b>	<b>11</b>	<b>114</b>	<b>125</b>	<b>236</b>	<b>44</b>	<b>90</b>	<b>12</b>	<b>586</b>	<b>8.3</b>
<b>AVERAGE</b>		<b>--</b>	<b>--</b>	<b>19.0</b>	<b>3.1</b>	<b>7.2</b>	<b>--</b>	<b>1.3</b>	<b>3.4</b>	<b>--</b>	<b>0.8</b>	<b>0.9</b>	<b>--</b>	<b>0.2</b>	<b>1.6</b>	<b>1.8</b>	<b>3.3</b>	<b>0.6</b>	<b>1.3</b>	<b>0.2</b>	<b>8.3</b>	<b>--</b>

	REG CAREER HIGHS		2023-24 REG HIGHS
PTS	26 at MIL 11/8/23	PTS	26 at MIL 11/8/23
FGM	11 at MIL 11/8/23	FGM	11 at MIL 11/8/23
FGA	20 at DAL 4/12/24	FGA	20 at DAL 4/12/24
3FGM	5 3 times (vs. LAC, 2/2/24)	3FGM	5 3 times (vs. LAC, 2/2/24)
3FGA	10 vs. CHI 4/11/24	3FGA	10 vs. CHI 4/11/24
FTM	9 at NYK 3/25/24	FTM	9 at NYK 3/25/24
FTA	10 at NYK 3/25/24	FTA	10 at NYK 3/25/24
OREB	1 11 times (@ SAS, 4/14/24)	OREB	1 11 times (@ SAS, 4/14/24)
DREB	6 at MIL 11/8/23	DREB	6 at MIL 11/8/23
TREB	6 at MIL 11/8/23	TREB	6 at MIL 11/8/23
ASTS	11 at POR 2/8/24	ASTS	11 at POR 2/8/24
STLS	4 vs. POR 11/1/23	STLS	4 vs. POR 11/1/23
BLKS	2 at WAS 1/15/24	BLKS	2 at WAS 1/15/24
MINS	38 at POR 2/8/24	MINS	38 at POR 2/8/24





2023-24 GAME-BY-GAME REGULAR SEASON STATISTICS ( DET )

DATE	OPP	P/S	MIN	FG	FGA	FG%	3PM	3PA	3P%	FT	FTA	FT%	OR	DR	TOT	A	ST	BS	TO	PF	+/-	PTS	WL	SCORE
10/25/23	at MIA	P	10:23	3	4	.750	2	3	.667	0	0	.000	0	2	2	1	0	0	1	0	2	8	L	102-103
10/27/23	at CHA	P	7:34	0	1	.000	0	1	.000	0	0	.000	0	1	1	1	0	0	1	1	3	0	W	111-99
10/28/23	CHI	P	05:58	1	2	.500	0	1	.000	0	0	.000	1	2	3	1	0	0	0	0	2	2	W	118-102
10/30/23	at OKC	P	14:02	2	4	.500	2	2	1.000	0	0	.000	0	2	2	2	1	0	0	1	-1	6	L	112-124
11/01/23	POR	P	23:23	4	6	.667	0	1	.000	0	0	.000	0	3	3	6	4	1	0	3	1	8	L	101-110
11/02/23	at NOP	P	23:24	6	10	.600	5	8	.625	2	2	1.000	1	1	2	3	1	0	0	2	-14	19	L	116-125
11/05/23	PHX	P	29:47	9	16	.563	4	6	.667	0	0	.000	0	3	3	4	1	0	0	3	3	22	L	106-120
11/06/23	GSW	P	33:11	3	10	.300	1	5	.200	0	0	.000	0	3	3	4	1	0	2	5	-18	7	L	109-120
11/08/23	at MIL	P	28:30	11	17	.647	3	7	.429	1	1	1.000	0	6	6	2	1	0	3	1	5	26	L	118-120
11/10/23	PHI	P	34:36	3	13	.231	1	7	.143	2	2	1.000	0	3	3	4	0	0	0	4	-6	9	L	106-114
11/12/23	at CHI	P	19:45	2	6	.333	1	3	.333	0	0	.000	0	3	3	6	1	0	2	1	1	5	L	108-119
11/14/23	ATL	P	8:25	0	2	.000	0	2	.000	0	0	.000	0	1	1	1	0	0	0	0	-1	0	L	120-126
11/17/23	at CLE	P	15:20	2	7	.286	0	3	.000	2	2	1.000	0	0	0	0	0	0	0	1	-8	6	L	100-108
11/19/23	at TOR	P	21:10	4	6	.667	1	2	.500	0	0	.000	0	1	1	6	1	0	3	1	-7	9	L	113-142
11/20/23	DEN	P	5:10	1	2	.500	0	1	.000	0	0	.000	0	0	0	0	0	0	0	0	2	2	L	103-107
11/24/23	at IND	P	04:37	0	1	.000	0	0	.000	0	0	.000	0	0	0	0	0	0	0	0	-2	0	L	113-136
11/27/23	WAS	P	22:16	3	10	.300	1	5	.200	0	0	.000	1	0	1	3	0	1	1	1	-15	7	L	107-126
11/29/23	LAL	P	27:46	3	8	.375	1	2	.500	2	2	1.000	0	1	1	8	2	1	1	2	-8	9	L	107-133
11/30/23	at NYK	P	19:39	6	11	.545	5	7	.714	0	0	.000	0	2	2	4	1	0	0	3	-3	17	L	112-118
12/02/23	CLE	P	16:08	2	5	.400	0	2	.000	0	0	.000	0	2	2	1	0	0	2	1	-21	4	L	101-110
12/06/23	MEM	P	5:10	0	2	.000	0	0	.000	0	0	.000	0	1	1	2	0	0	0	1	-5	0	L	102-116
12/08/23	at ORL	P	5:29	2	3	.667	0	1	.000	0	0	.000	0	0	0	1	0	0	0	0	-3	4	L	91-123
12/11/23	IND																							
12/13/23	PHI	P	5:17	3	3	1.000	2	2	1.000	0	0	.000	0	0	0	1	0	0	1	0	6	8	L	111-129
12/15/23	at PHI	P	16:33	4	4	1.000	1	1	1.000	2	4	.500	0	2	2	4	1	1	2	1	1	11	L	92-124
12/16/23	at MIL	P	16:47	2	4	.500	1	2	.500	6	6	1.000	0	1	1	2	2	0	2	2	-15	11	L	114-146
12/18/23	at ATL	P	21:19	2	3	.667	1	1	1.000	0	0	.000	0	1	1	1	1	1	0	6	10	5	L	124-130
12/21/23	UTA	P	12:53	3	8	.375	2	5	.400	0	0	.000	1	2	3	0	0	0	2	0	-13	8	L	111-119
12/23/23	at BKN	P	6:17	0	1	.000	0	1	.000	0	0	.000	0	1	1	0	0	0	2	2	-5	0	L	115-126
12/26/23	BKN	P	09:31	0	1	.000	0	1	.000	0	0	.000	0	0	0	0	0	0	0	0	-11	0	L	112-118
12/28/23	at BOS																							
12/30/23	TOR																							
01/01/24	at HOU	P	6:51	3	3	1.000	2	2	1.000	1	2	.500	0	0	0	2	0	0	0	0	7	9	L	113-136
01/03/24	at UTA																							
01/05/24	at GSW	P	06:23	0	0	.000	0	0	.000	0	0	.000	0	0	0	2	0	0	0	1	4	0	L	109-113
01/07/24	at DEN	P	10:37	2	6	.333	1	2	.500	2	2	1.000	0	2	2	1	0	0	0	0	-6	7	L	114-131
01/09/24	SAC	P	18:33	0	4	.000	0	2	.000	2	2	1.000	0	2	2	4	1	1	0	0	-8	2	L	110-131
01/10/24	SAS	P	16:29	3	7	.429	0	1	.000	0	0	.000	1	1	2	5	0	0	1	2	-11	6	L	108-130
01/12/24	HOU	P	10:56	0	2	.000	0	1	.000	0	0	.000	1	0	1	7	1	0	1	2	3	0	L	110-112
01/15/24	at WAS	P	11:08	3	7	.429	0	0	.000	0	0	.000	0	2	2	4	0	2	1	0	9	6	W	129-117
01/17/24	MIN	P	12:29	2	4	.500	1	2	.500	0	0	.000	0	1	1	2	0	0	4	2	-7	5	L	117-124
01/20/24	MIL	P	15:44	3	6	.500	1	2	.500	2	2	1.000	0	1	1	5	1	0	0	1	8	9	L	135-141
01/22/24	MIL	P	26:16	9	17	.529	0	4	.000	5	5	1.000	0	1	1	3	1	0	2	1	8	23	L	113-122
01/24/24	CHA	P	12:17	2	5	.400	1	4	.250	0	0	.000	0	2	2	2	0	0	1	1	8	5	W	113-106
01/27/24	WAS																							
01/28/24	OKC	P	18:57	5	9	.556	2	3	.667	0	0	.000	0	2	2	4	0	0	1	1	16	12	W	120-104
01/31/24	at CLE	P	9:35	1	2	.500	1	1	1.000	0	0	.000	0	0	0	4	0	0	0	1	-1	3	L	121-128
02/02/24	LAC	P	20:29	8	10	.800	5	6	.833	0	0	.000	0	1	1	2	0	0	2	2	-7	21	L	125-136
02/04/24	ORL	P	9:37	2	4	.500	2	3	.667	0	0	.000	0	0	0	4	0	0	2	1	-10	6	L	99-111
02/07/24	at SAC	P	32:29	7	14	.500	2	6	.333	2	2	1.000	0	3	3	4	0	0	0	1	16	18	W	133-120
02/08/24	POR	P	37:38	6	13	.462	3	7	.429	2	4	.500	0	2	2	11	2	0	2	2	10	17	W	128-122
02/10/24	at LAC	P	14:29	2	4	.500	1	2	.500	0	0	.000	0	2	2	4	1	0	2	4	-9	5	L	106-112
02/13/24	at LAL	P	17:45	1	10	.100	1	3	.333	0	0	.000	1	2	3	5	1	0	2	1	0	3	L	111-125
02/14/24	at PHX	P	23:38	2	7	.286	0	4	.000	0	0	.000	0	1	1	6	0	0	3	4	-6	4	L	100-116
02/22/24	at IND	P	10:00	3	6	.500	2	2	1.000	1	2	.500	0	1	1	2	1	0	1	1	-9	9	L	115-129
02/24/24	ORL																							
02/26/24	at NYK																							
02/27/24	at CHI																							
03/01/24	CLE																							
03/03/24	at ORL	P	25:05	1	8	.125	0	5	.000	1	1	1.000	0	3	3	4	2	0	2	0	-1	3	L	91-113
03/05/24	at MIA	P	14:06	0	3	.000	0	3	.000	0	0	.000	0	1	1	3	2	0	0	1	-2	0	L	110-118





+ + + + + + + +  
+ + + + + + + +

# ISAIAH STEWART

4th Season in the NBA  
4th Season with the Pistons

**PRIOR:**  
Washington

**28 • CENTER**

**HEIGHT:** 6-9  
**WEIGHT:** 250  
**BIRTHDATE:** 05/22/01  
**COUNTRY:** USA  
**ACQUIRED:** VIA HOU (11/24/20)



	GP	GS	PPG	RPG	APG	SPG	BPG	MPG	FG%	3FG%	FT%
2023-24	46	45	10.9	6.6	1.6	0.37	0.83	30.9	.487	.383	.753
Career	235	177	9.3	7.6	1.2	0.42	1.00	26.0	.498	.348	.727

	POINTS			REB	AST	BLK	STL	DBL-DBL	TPL-DBL
	10+	20+	30+	10+	10+	3+	3+		
2023-24	32	1	--	8	--	4	1	5	--
Career	111	6	--	68	--	19	3	38	--

RECENT GAMES														
OPPONENT	W/L	MIN	FG-A	3P-A	FT-A	OR	DR	TR	A	PF	ST	TO	BS	PTS
4/14 at SAS	L										Inactive - Injury			
4/12 at DAL	W										Inactive - Injury			
4/11 vs. CHI	L										Inactive - Injury			
4/9 at PHI	L										Inactive - Injury			
4/6 at BKN	L										Inactive - Injury			

**Injury List** — Missed 2 games due to Left Shoulder; Sprain (12/16 through 12/18/23); Missed 8 games due to Right Great Toe; Sprain (12/28/23 through 1/10/24); Missed 8 games due to Left Ankle; Sprain (1/20; 1/31 through 2/7/24; 2/10 through 2/14/24); Missed 14 games due to Right Hamstring; Strain (3/20 through 4/14/24)

	2023-24 HIGHS	CAREER HIGHS
PTS	20 at BKN 12/23/23	24 vs. GSW 10/30/22
FGM	8 at BKN 12/23/23	9 2 times (@ TOR, 11/13/21)
FGA	17 at WAS 1/15/24	17 at WAS 1/15/24
3FGM	4 2 times (vs. CLE, 3/1/24)	5 vs. NYK 11/29/22
3FGA	8 vs. HOU 1/12/24	9 vs. NYK 11/29/22
FTM	7 vs. MIL 1/22/24	10 vs. GSW 10/30/22
FTA	8 vs. MIL 1/22/24	11 vs. GSW 10/30/22
OREB	6 2 times (@ CHI, 11/12/23)	9 vs. OKC 4/16/21
DREB	10 vs. DEN 11/20/23	12 2 times (vs. BOS, 2/6/23)
TREB	14 at MIA 10/25/23	21 vs. OKC 4/16/21
ASTS	5 2 times (@ BKN, 12/23/23)	6 vs. CHA 2/3/23
STLS	3 vs. DAL 3/9/24	3 3 times (vs. DAL, 3/9/24)
BLKS	5 vs. MIL 1/22/24	5 vs. MIL 1/22/24
MINS	39 vs. GSW 11/6/23	41 at CHA 12/14/22

**3 & D:** At the time of his injury, Stewart was shooting a career-best .383 from deep, which ranked **25th** among Power Forwards and Centers in 3PT% this season. He was also one of the best defenders in the NBA, ranking **5th** in the league with a .430 defended field goal percentage (min. 10 field goals defended per game). He ranked third on the Pistons with a 114.5 defensive rating and a career-low five double-doubles.

Stewart's 2023-24 campaign highlighted growth across the board as a shooter. He shot career-highs from the 3-point and free throw lines, and turned in a career-best .600 true shooting percentage. See the chart below where Stewart either turned in a career-best shooting percentage or improved from the previous season:

**ISAIAH STEWART CAREER SHOOTING:**

YEAR	3P	3PA	3PT%	FG%	2PT%	FT%	TS%
2020-21	0.3	0.9	.333	.553	.592	.696	.597
2021-22	0.2	0.6	.326	.510	.529	.718	.550
2022-23	1.3	4.1	.327	.442	.542	.738	.560
2023-24	1.5	3.8	.383	.487	.575	.753	.600

**SCORING STREAK:** Stewart scored at least 10 points in 11 consecutive games from Jan. 12 to March 5, the longest streak of his career. He has scored 10+ in six straight games two other times: Oct. 25 - Nov. 2, 2023 and Feb. 8-24, 2022. He averaged 13.3 points per in this span, the highest 11-game scoring average in his career.

**TOP PERFORMANCE:** Stewart dropped his first 20-point game of the season on December 23 against Brooklyn with five rebounds, five assists, one steal and one block on 8-9 FG (4-5 3FG). It was the sixth 20-point game of his career and his first time recording 20-5-5 in a game. It was also his third career instance making at least four 3-pointers in a game, and his first time shooting 4-of-5 (.800 3PT%) or better with as many attempts.

**S.W.A.T. TEAM:** On January 22 against Milwaukee, Stewart scored 19 points with eight rebounds, two assists, T-season-high two steals and a career-high five blocks. It surpassed his previous career-high of four (four times) and tied Jalen Duren and Ausar Thompson for the most rejections by a Piston this season.





ISAIAH STEWART - NBA REGULAR SEASON STATISTICS

SEASON	TEAM	GP	GS	MIN	FG	FGA	FG%	3PM	3PA	3P%	FT	FTA	FT%	OR	DR	TOT	A	ST	TO	BS	PTS	PPG
2020-21	DET	68	14	1,455	226	409	.553	21	63	.333	64	92	.696	159	294	453	59	39	67	86	537	7.9
2021-22	DET	71	71	1,816	250	490	.510	15	46	.326	74	103	.718	226	391	617	82	22	85	78	589	8.3
2022-23	DET	50	47	1,414	195	441	.442	67	205	.327	110	149	.738	115	288	403	70	20	68	34	567	11.3
2023-24	DET	46	45	1,423	186	382	.487	67	175	.383	64	85	.753	74	231	305	73	17	66	38	503	10.9
<b>TOTALS</b>		<b>235</b>	<b>177</b>	<b>6,105</b>	<b>857</b>	<b>1,722</b>	<b>.498</b>	<b>170</b>	<b>489</b>	<b>.348</b>	<b>312</b>	<b>429</b>	<b>.727</b>	<b>574</b>	<b>1,204</b>	<b>1,778</b>	<b>284</b>	<b>98</b>	<b>286</b>	<b>236</b>	<b>2,196</b>	<b>9.3</b>
<b>AVERAGE</b>		<b>--</b>	<b>--</b>	<b>26.0</b>	<b>3.6</b>	<b>7.3</b>	<b>--</b>	<b>0.7</b>	<b>2.1</b>	<b>--</b>	<b>1.3</b>	<b>1.8</b>	<b>--</b>	<b>2.4</b>	<b>5.1</b>	<b>7.6</b>	<b>1.2</b>	<b>0.4</b>	<b>1.2</b>	<b>1.0</b>	<b>9.3</b>	<b>--</b>

REG CAREER HIGHS		2020-21 REG HIGHS		2021-22 REG HIGHS		2022-23 REG HIGHS		2023-24 REG HIGHS	
PTS	24 vs. GSW 10/30/22	PTS	20 vs. DAL 4/29/21	PTS	20 at TOR 11/13/21	PTS	24 vs. GSW 10/30/22	PTS	20 at BKN 12/23/23
FGM	9 2 times (@ TOR, 11/13/21)	FGM	9 vs. DAL 4/29/21	FGM	9 at TOR 11/13/21	FGM	8 2 times (vs. LAC, 12/26/22)	FGM	8 at BKN 12/23/23
FGA	17 at WAS 1/15/24	FGA	14 2 times (vs. MEM, 5/6/21)	FGA	14 vs. CHA 2/11/22	FGA	15 2 times (vs. PHI, 1/8/23)	FGA	17 at WAS 1/15/24
3FGM	5 vs. NYK 11/29/22	3FGM	3 vs. CHI 5/9/21	3FGM	3 vs. DAL 4/6/22	3FGM	5 vs. NYK 11/29/22	3FGM	4 2 times (vs. CLE, 3/1/24)
3FGA	9 vs. NYK 11/29/22	3FGA	7 vs. CHI 5/9/21	3FGA	4 vs. MIL 4/8/22	3FGA	9 vs. NYK 11/29/22	3FGA	8 vs. HOU 1/12/24
FTM	10 vs. GSW 10/30/22	FTM	4 3 times (@ WAS, 4/17/21)	FTM	7 at POR 11/30/21	FTM	10 vs. GSW 10/30/22	FTM	7 vs. MIL 1/22/24
FTA	11 vs. GSW 10/30/22	FTA	6 at WAS 4/17/21	FTA	8 at POR 11/30/21	FTA	11 vs. GSW 10/30/22	FTA	8 vs. MIL 1/22/24
OREB	9 vs. OKC 4/16/21	OREB	9 vs. OKC 4/16/21	OREB	8 2 times (@ MIN, 2/6/22)	OREB	6 2 times (vs. CHI, 1/19/23)	OREB	6 2 times (@ CHI, 11/12/23)
DREB	12 2 times (vs. BOS, 2/6/23)	DREB	12 vs. OKC 4/16/21	DREB	11 vs. MIA 12/19/21	DREB	12 vs. BOS 2/6/23	DREB	10 vs. DEN 11/20/23
TREB	21 vs. OKC 4/16/21	TREB	21 vs. OKC 4/16/21	TREB	17 vs. BOS 2/4/22	TREB	17 at IND 10/22/22	TREB	14 at MIA 10/25/23
ASTS	6 vs. CHA 2/3/23	ASTS	4 at SAC 4/8/21	ASTS	5 at ATL 10/25/21	ASTS	6 vs. CHA 2/3/23	ASTS	5 2 times (@ BKN, 12/23/23)
STLS	3 3 times (vs. DAL, 3/9/24)	STLS	3 vs. CLE 4/19/21	STLS	2 2 times (vs. BKN, 12/12/21)	STLS	3 at CHI 12/30/22	STLS	3 vs. DAL 3/9/24
BLKS	5 vs. MIL 1/22/24	BLKS	4 2 times (vs. ATL, 4/26/21)	BLKS	4 2 times (@ MIN, 2/6/22)	BLKS	2 7 times (vs. NYK, 1/15/23)	BLKS	5 vs. MIL 1/22/24
MINS	41 at CHA 12/14/22	MINS	33 at SAC 4/8/21	MINS	40 vs. BKN 12/12/21	MINS	41 at CHA 12/14/22	MINS	39 vs. GSW 11/6/23







2023-24 GAME-BY-GAME REGULAR SEASON STATISTICS ( DET )

DATE	OPP	P/S	MIN	FG	FGA	FG%	3PM	3PA	3P%	FT	FTA	FT%	OR	DR	TOT	A	ST	BS	TO	PF	+/-	PTS	WL	SCORE
10/25/23	at MIA	S	34:37	6	11	.545	2	3	.667	0	0	.000	6	8	14	2	0	0	1	3	7	14	L	102-103
10/27/23	at CHA	S	36:13	6	11	.545	2	5	.400	1	2	.500	1	6	7	1	0	1	4	3	6	15	W	111-99
10/28/23	CHI	S	33:46	6	14	.429	0	3	.000	2	3	.667	2	7	9	0	0	0	2	4	17	14	W	118-102
10/30/23	at OKC	S	30:50	4	9	.444	2	3	.667	2	2	1.000	0	7	7	1	0	0	2	2	-7	12	L	112-124
11/01/23	POR	S	33:18	5	8	.625	2	4	.500	0	0	.000	2	4	6	4	1	0	2	5	3	12	L	101-110
11/02/23	at NOP	S	34:53	3	7	.429	1	3	.333	4	6	.667	2	6	8	0	2	2	3	3	-18	11	L	116-125
11/05/23	PHX	S	34:20	3	6	.500	1	2	.500	1	2	.500	0	2	2	1	0	0	3	0	-10	8	L	106-120
11/06/23	GSW	S	38:31	5	9	.556	3	5	.600	4	4	1.000	2	9	11	4	0	1	3	3	-1	17	L	109-120
11/08/23	at MIL	S	36:57	3	9	.333	2	7	.286	0	0	.000	1	3	4	1	0	2	1	4	-4	8	L	118-120
11/10/23	PHI	S	31:41	4	10	.400	2	5	.400	0	0	.000	1	5	6	2	0	1	3	5	-16	10	L	106-114
11/12/23	at CHI	S	31:22	6	13	.462	3	5	.600	2	4	.500	6	5	11	2	0	0	3	3	-10	17	L	108-119
11/14/23	ATL	S	19:22	4	9	.444	1	5	.200	1	1	1.000	0	1	1	0	0	1	0	1	0	10	L	120-126
11/17/23	at CLE	S	30:32	4	11	.364	1	4	.250	2	2	1.000	4	6	10	2	1	2	1	0	1	11	L	100-108
11/19/23	at TOR	S	20:49	3	7	.429	1	2	.500	1	1	1.000	1	4	5	1	0	0	0	1	-11	8	L	113-142
11/20/23	DEN	S	35:16	4	8	.500	1	2	.500	2	2	1.000	1	10	11	1	0	2	1	3	-1	11	L	103-107
11/24/23	at IND	S	27:13	4	8	.500	0	0	.000	2	2	1.000	3	3	6	1	2	1	0	1	-11	10	L	113-136
11/27/23	WAS	S	28:38	3	11	.273	1	7	.143	0	0	.000	2	6	8	0	1	0	0	2	-2	7	L	107-126
11/29/23	LAL	S	24:47	4	9	.444	3	7	.429	1	1	1.000	2	1	3	0	0	1	2	3	-20	12	L	107-133
11/30/23	at NYK	S	32:15	2	6	.333	1	4	.250	0	0	.000	2	5	7	0	0	0	2	2	-4	5	L	112-118
12/02/23	CLE	S	30:19	4	9	.444	1	5	.200	2	2	1.000	1	6	7	5	2	0	3	0	6	11	L	101-110
12/06/23	MEM	S	27:57	3	7	.429	1	3	.333	2	2	1.000	2	5	7	1	0	0	1	5	-4	9	L	102-116
12/08/23	at ORL	S	28:47	1	3	.333	1	3	.333	0	0	.000	0	6	6	2	0	0	1	3	-19	3	L	91-123
12/11/23	IND	S	33:33	5	5	1.000	1	1	1.000	2	4	.500	1	6	7	2	0	0	2	3	-10	13	L	123-131
12/13/23	PHI	S	22:13	1	3	.333	0	1	.000	2	2	1.000	2	2	4	2	0	0	2	3	-5	4	L	111-129
12/15/23	at PHI	S	20:18	2	6	.333	0	1	.000	0	0	.000	1	3	4	0	0	1	2	4	-27	4	L	92-124
12/16/23	at MIL																							
12/18/23	at ATL																							
12/21/23	UTA	S	32:23	3	4	.750	1	1	1.000	0	1	.000	2	8	10	4	0	1	0	0	12	7	L	111-119
12/23/23	at BKN	S	32:39	8	9	.889	4	5	.800	0	0	.000	1	4	5	5	1	1	0	5	-2	20	L	115-126
12/26/23	BKN	S	35:43	2	7	.286	1	2	.500	2	4	.500	4	7	11	4	0	0	0	2	12	7	L	112-118
12/28/23	at BOS																							
12/30/23	TOR																							
01/01/24	at HOU																							
01/03/24	at UTA																							
01/05/24	at GSW																							
01/07/24	at DEN																							
01/09/24	SAC																							
01/10/24	SAS																							
01/12/24	HOU	S	28:39	6	13	.462	3	8	.375	1	2	.500	0	7	7	1	0	0	3	1	-10	16	L	110-112
01/15/24	at WAS	S	37:41	7	17	.412	1	6	.167	1	2	.500	4	2	6	4	1	2	3	4	19	16	W	129-117
01/17/24	MIN	S	24:40	4	9	.444	2	5	.400	2	2	1.000	1	3	4	2	1	3	2	0	2	12	L	117-124
01/20/24	MIL																							
01/22/24	MIL	P	28:19	5	9	.556	2	6	.333	7	8	.875	1	7	8	2	2	5	1	2	-6	19	L	113-122
01/24/24	CHA	S	33:43	4	8	.500	1	2	.500	2	4	.500	1	7	8	2	1	0	2	3	10	11	W	113-106
01/27/24	WAS	S	32:06	3	7	.429	0	2	.000	5	6	.833	4	3	7	2	0	0	0	2	-4	11	L	104-118
01/28/24	OKC	S	25:20	5	10	.500	1	4	.250	0	0	.000	0	1	1	0	0	0	0	1	-2	11	W	120-104
01/31/24	at CLE																							
02/02/24	LAC																							
02/04/24	ORL																							
02/07/24	at SAC																							
02/08/24	at POR																							
02/10/24	at LAC																							
02/13/24	at LAL																							
02/14/24	at PHX																							
02/22/24	at IND																							
02/24/24	ORL																							
02/26/24	at NYK																							
02/27/24	at CHI	S	34:12	4	9	.444	2	6	.333	1	2	.500	1	8	9	0	0	1	2	2	24	11	W	105-95
03/01/24	CLE	S	33:02	6	12	.500	4	7	.571	0	0	.000	1	8	9	3	0	3	0	1	7	16	L	100-110
03/03/24	at ORL	S	27:04	4	7	.571	1	3	.333	1	2	.500	1	3	4	2	0	1	2	2	-27	10	L	91-113
03/05/24	at MIA	S	36:22	5	9	.556	1	4	.250	2	2	1.000	2	4	6	2	1	0	0	1	-11	13	L	110-118
03/07/24	BKN	S	31:35	3	4	.750	0	1	.000	2	2	1.000	2	8	10	0	0	0	4	1	8	8	W	118-112
03/09/24	DAL	S	34:20	2	6	.333	1	4	.250	0	0	.000	0	4	4	0	3	0	1	0	2	5	L	124-142
03/11/24	CHA	S	33:39	4	9	.444	2	7	.286	2	2	1.000	0	6	6	0	0	1	0	2	13	12	W	114-97
03/13/24	TOR	S	32:47	5	6	.833	3	3	1.000	2	3	.667	0	2	2	1								





9 • FORWARD

# AUSAR THOMPSON

Rookie Season in the NBA  
Rookie Season with the Pistons

**PRIOR:**  
Overtime Elite

**HEIGHT:** 6-7  
**WEIGHT:** 215  
**BIRTHDATE:** 01/30/03  
**COUNTRY:** USA



	GP	GS	PPG	RPG	APG	SPG	BPG	MPG	FG%	3FG%	FT%
2023-24	63	38	8.8	6.4	1.9	1.08	0.94	25.1	.483	.186	.597
Career	63	38	8.8	6.4	1.9	1.08	0.94	25.1	.483	.186	.597

	POINTS	REB	AST	BLK	STL	DBL-DBL	TPL-DBL
	10+	20+	30+	10+	10+	3+	3+
2023-24	22	3	--	8	--	6	8
Career	22	3	--	8	--	6	8

**RECENT GAMES**

OPPONENT	W/L	MIN	FG-A	3P-A	FT-A	OR	DR	TR	A	PF	ST	TO	BS	PTS
4/6 at BKN	L							Inactive - Injury						
4/5 at MEM	L							Inactive - Injury						
4/3 at ATL	L							Inactive - Injury						
4/1 vs. MEM	L							Inactive - Injury						
3/29 at WAS	W							Inactive - Injury						

**Injury List** — Missed 15 games due to illness; Medical (3/11 through 4/6/24)

	2023-24 HIGHS	CAREER HIGHS
PTS	22 vs. MIL 1/20/24	22 vs. MIL 1/20/24
FGM	10 vs. MIL 1/20/24	10 vs. MIL 1/20/24
FGA	17 at NOP 11/2/23	17 at NOP 11/2/23
3FGM	2 5 times (vs. BKN, 3/7/24)	2 5 times (vs. BKN, 3/7/24)
3FGA	7 vs. BKN 3/7/24	7 vs. BKN 3/7/24
FTM	6 at NOP 11/2/23	6 at NOP 11/2/23
FTA	7 2 times (@ CHI, 11/12/23)	7 2 times (@ CHI, 11/12/23)
OREB	7 at OKC 10/30/23	7 at OKC 10/30/23
DREB	12 at MIL 11/8/23	12 at MIL 11/8/23
TREB	16 at CHI 11/12/23	16 at CHI 11/12/23
ASTS	6 at CHA 10/27/23	6 at CHA 10/27/23
STLS	5 vs. CLE 3/1/24	5 vs. CLE 3/1/24
BLKS	5 at MIA 10/25/23	5 at MIA 10/25/23
MINS	43 vs. BKN 3/7/24	43 vs. BKN 3/7/24

**STARTING OFF STRONG:** Thompson dominated defensively in his first NBA appearance with five blocks, the most ever by a Piston in their NBA debut (Terry Tyler, 4, 1968) and tied for the third-most by any player in their debut in NBA history. That got him off on the right foot as he averaged 12.2 points, 10.7 rebounds, 3.6 assists, 1.3 steals and 1.5 blocks through his first 14 NBA games with 10+ points seven times (including three straight from Nov. 1-6) and 10+ rebounds eight times, including 73 total boards over a six-game stretch from Nov. 8-19.

**STOCK MARKET:** Thompson led the Pistons in steals (68) and blocks (59), becoming the first Piston to average 1.0 steals and 0.9 blocks per game since Andre Drummond, who did so in five consecutive seasons from 2015-20. He became just the fourth Detroit rookie to do so, joining Drummond (2012-13), Grant Hill (1994-95) and Terry Tyler (1978-79). Thompson was the third Piston to lead the team in both steals and blocks in a single season, joining Drummond (5x, 2015-20) and Ben Wallace (6x, 2000-06).

**SWIPER:** Thompson recorded a steal in 12 consecutive games from Jan. 24 to Feb. 22 (1.6 steals per game), the longest streak by a rookie this season the third-longest by a rookie in franchise history. He collected a career-high five steals against Cleveland on March 1, the most by a Piston this season and the sixth-most by a rookie in franchise history.

**ATTACK THE GLASS:** An undersized force crashing the boards, Thompson ranked fourth among rookies 129 offensive rebounds, which was the third-most the NBA among players 6'7" or shorter (Saddiq Bey, Scottie Barnes) at the time of his injury.

**ALL-AROUND PRODUCTION:** Despite his season being cut short due to injury, Thompson put together one of the most well-rounded debut campaigns in NBA history. He played in every game up to being shut down for the season with averages of 8.8 points, 6.4 rebounds, 1.9 assists, 1.1 steals and 0.9 blocks on .483 FG%. As per the table on the right, he became one of 15 players in NBA history to record at least 550 points, 400 rebounds, 120 assists, 65 steals and 55 blocks through their first 63 career games. He joined Victor Wembanyama and Ben Simmons as the only players to do so since 2000-01. The full list of players includes Thompson, Wembanyama, Simmons, Kenyon Martin, Lamar Odom, Paul Pierce, Shareef Abdur-Rahim, Chris Webber, Christian Laettner, Lionel Simmons, David Robinson, Michael Jordan, Marques Johnson, Alvan Adams and Bill Walton.

Through 63 career games, Thompson became one of **15** players in NBA history to record at least:

**550** POINTS  
**400** REBOUNDS  
**120** ASSISTS  
**65** STEALS  
**55** BLOCKS





**ROOKIE RANKINGS:** Among Pistons rookies in the past 50 seasons through their first 63 career games, Thompson ranked **6th** in total rebounds (402), **6th** in offensive rebounds (129), **T-8th** in blocks (59) and **6th** in steals (68). See below where he ranks among this year's rookie class:

### QUALIFIED NBA ROOKIE LEADERS, 2023-24

76

#### REBOUNDS

NAME	TEAM	RPG
Victor Wembanyama	SAS	10.6
Chet Holmgren	OKC	7.9
Dereck Lively II	DAL	6.9
Amen Thompson	HOU	6.6
<b>Ausar Thompson</b>	<b>DET</b>	<b>6.4</b>

#### BLOCKS

NAME	TEAM	BPG
Victor Wembanyama	SAS	3.6
Chet Holmgren	OKC	2.3
Dereck Lively II	DAL	1.4
Trayce Jackson-Davis	GSW	1.1
<b>Ausar Thompson</b>	<b>DET</b>	<b>0.9</b>

#### STEALS

NAME	TEAM	STL
Amen Thompson	HOU	1.3
Victor Wembanyama	SAS	1.2
<b>Ausar Thompson</b>	<b>DET</b>	<b>1.1</b>
Jaime Jaquez Jr.	MIA	1.0
Toumani Camara	POR	0.9

### DETROIT ROOKIES THROUGH **63** CAREER GAMES, PAST 50 SEASONS, MOST...

#### REBOUNDS

YEAR	NAME	REB
2022-23	Jalen Duren	545
2012-13	Andre Drummond	493
1978-79	Terry Tyler	491
2010-11	Greg Monroe	440
2020-21	Isaiah Stewart	418
<b>2023-24</b>	<b>Ausar Thompson</b>	<b>402</b>

#### STEALS

YEAR	NAME	STL
1994-95	Grant Hill	113
1993-94	Lindsey Hunter	93
1981-82	Isiah Stewart	86
2021-22	Cade Cunningham	78
2020-22	Killian Hayes	69
<b>2023-24</b>	<b>Ausar Thompson</b>	<b>68</b>

#### OFFENSIVE REBOUNDS

YEAR	NAME	OREB
2022-23	Jalen Duren	217
2010-11	Greg Monroe	185
2012-13	Andre Drummond	183
2009-10	Jonas Jerebko	155
2020-21	Isaiah Stewart	152
<b>2023-24</b>	<b>Ausar Thompson</b>	<b>129</b>

#### BLOCKS

YEAR	NAME	BLK
1978-79	Terry Tyler	92
2012-13	Andre Drummond	57
1995-96	Theo Ratliff	56
1986-87	John Salley	56
2020-21	Isaiah Stewart	78
2006-07	Amir Johnson	77
1999-01	Mikki Moore	60
<b>2023-24</b>	<b>Ausar Thompson</b>	<b>59</b>
1994-95	Grant Hill	59

#### POINTS

YEAR	NAME	PTS
1981-82	Kelly Tripuka	1260
1994-95	Grant Hill	1226
2021-22	Cade Cunningham	1100
1981-82	Isiah Thomas	1068
1978-79	John Long	1018
2022-23	Jaden Ivey	970
1979-80	Greg Kelser	916
1978-79	Terry Tyler	822
2011-12	Brandon Knight	806
2020-21	Saddiq Bey	746
1993-94	Lindsey Hunter	626
2009-10	Jonas Jerebko	584
1985-86	Joe Dumars	583
1979-80	Phil Hubbard	563
2022-23	Jalen Duren	560
2012-13	Kyle Singler	557
<b>2023-24</b>	<b>Ausar Thompson</b>	<b>556</b>

#### ASSISTS

YEAR	NAME	AST
1981-81	Isiah Thomas	484
2021-22	Cade Cunningham	349
1994-95	Grant Hill	309
2022-23	Jaden Ivey	308
2020-21	Killian Hayes	283
1985-86	Joe Dumars	268
1993-94	Lindsey Hunter	262
2011-12	Brandon Knight	238
2020-21	Saben Lee	206
1981-82	Kelly Tripuka	204
2023-24	Marcus Sasser	199
1980-81	Larry Drew	199
2007-08	Rodney Stuckey	180
1979-80	Roy Hamilton	162
2000-01	Mateen Cleaves	161
1979-80	Greg Kelser	123
<b>2023-24</b>	<b>Ausar Thompson</b>	<b>120</b>





## AUSAR THOMPSON - NBA REGULAR SEASON STATISTICS

SEASON	TEAM	GP	GS	MIN	FG	FGA	FG%	3PM	3PA	3P%	FT	FTA	FT%	OR	DR	TOT	A	ST	TO	BS	PTS	PPG
2023-24	DET	63	38	1,583	232	480	.483	21	113	.186	71	119	.597	129	273	402	120	68	84	59	556	8.8
<b>TOTALS</b>		<b>63</b>	<b>38</b>	<b>1,582</b>	<b>232</b>	<b>480</b>	<b>.483</b>	<b>21</b>	<b>113</b>	<b>.186</b>	<b>71</b>	<b>119</b>	<b>.597</b>	<b>129</b>	<b>273</b>	<b>402</b>	<b>120</b>	<b>68</b>	<b>84</b>	<b>59</b>	<b>556</b>	<b>8.8</b>
<b>AVERAGE</b>		<b>--</b>	<b>--</b>	<b>25.1</b>	<b>3.7</b>	<b>7.6</b>	<b>--</b>	<b>0.3</b>	<b>1.8</b>	<b>--</b>	<b>1.1</b>	<b>1.9</b>	<b>--</b>	<b>2.0</b>	<b>4.3</b>	<b>6.4</b>	<b>1.9</b>	<b>1.1</b>	<b>1.3</b>	<b>0.9</b>	<b>8.8</b>	<b>--</b>

	REG CAREER HIGHS		2023-24 REG HIGHS
PTS	22 vs. MIL 1/20/24	PTS	22 vs. MIL 1/20/24
FGM	10 vs. MIL 1/20/24	FGM	10 vs. MIL 1/20/24
FGA	17 at NOP 11/2/23	FGA	17 at NOP 11/2/23
3FGM	2 5 times (vs. BKN, 3/7/24)	3FGM	2 5 times (vs. BKN, 3/7/24)
3FGA	7 vs. BKN 3/7/24	3FGA	7 vs. BKN 3/7/24
FTM	6 at NOP 11/2/23	FTM	6 at NOP 11/2/23
FTA	7 2 times (@ CHI, 11/12/23)	FTA	7 2 times (@ CHI, 11/12/23)
OREB	7 at OKC 10/30/23	OREB	7 at OKC 10/30/23
DREB	12 at MIL 11/8/23	DREB	12 at MIL 11/8/23
TREB	16 at CHI 11/12/23	TREB	16 at CHI 11/12/23
ASTS	6 at CHA 10/27/23	ASTS	6 at CHA 10/27/23
STLS	5 vs. CLE 3/1/24	STLS	5 vs. CLE 3/1/24
BLKS	5 at MIA 10/25/23	BLKS	5 at MIA 10/25/23
MINS	43 vs. BKN 3/7/24	MINS	43 vs. BKN 3/7/24











17 • GUARD

# STANLEY UMUDE

1st Season in the NBA  
1st Season with the Pistons

**PRIOR:**  
Arkansas

**HEIGHT:** 6-6  
**WEIGHT:** 210  
**BIRTHDATE:** 04/12/99  
**COUNTRY:** USA



	GP	GS	PPG	RPG	APG	SPG	BPG	MPG	FG%	3FG%	FT%
2023-24	24	2	5.3	2.1	0.5	0.33	0.29	12.8	.440	.453	.906
Career	25	2	5.2	2.0	0.4	0.36	0.32	12.4	.435	.444	.912

	POINTS	REB	AST	BLK	STL	DBL-DBL	TPL-DBL
2023-24	7	--	--	--	1	--	--
Career	7	--	--	--	1	--	--

**RECENT GAMES**

OPPONENT	W/L	MIN	FG-A	3P-A	FT-A	OR	DR	TR	A	PF	ST	TO	BS	PTS
4/9 at PHI	L													
4/6 at BKN	L													
4/5 at MEM	L													
4/3 at ATL	L													
4/1 vs. MEM	L													

**Injury List** — Missed 10 games due to Right Ankle; Fracture (3/22 through 4/9/24)

	2023-24 HIGHS	CAREER HIGHS
PTS	19 at TOR 11/19/23	19 at TOR 11/19/23
FGM	5 3 times (@ POR, 2/8/24)	5 3 times (@ POR, 2/8/24)
FGA	9 vs. LAL 11/29/23	9 vs. LAL 11/29/23
3FGM	4 vs. GSW 11/6/23	4 vs. GSW 11/6/23
3FGA	5 4 times (vs. MIA, 3/17/24)	5 4 times (vs. MIA, 3/17/24)
FTM	7 2 times (@ TOR, 11/19/23)	7 2 times (@ TOR, 11/19/23)
FTA	8 2 times (@ TOR, 11/19/23)	8 2 times (@ TOR, 11/19/23)
OREB	2 vs. DAL 3/9/24	2 vs. DAL 3/9/24
DREB	7 vs. TOR 3/13/24	7 vs. TOR 3/13/24
TREB	7 vs. TOR 3/13/24	7 vs. TOR 3/13/24
ASTS	3 at TOR 11/19/23	3 at TOR 11/19/23
STLS	3 vs. TOR 3/13/24	3 vs. TOR 3/13/24
BLKS	2 at IND 11/24/23	2 at IND 11/24/23
MINS	34 at BOS 3/18/24	34 at BOS 3/18/24

**G LEAGUE RECAP:** Averaged 16.7 points, 6.2 rebounds, 1.4 assists, 0.8 steals and 1.0 blocks in 32.7 minutes across 28 games for the Motor City Cruise this season, shooting .388 FG%, .321 3PT% and .795 FT%. On Feb. 25, 2024 against Delaware, Umude scored 33 points (5-of-11 3PT) with nine rebounds, two assists, one steal and one block.

**BREAKOUT PLAYER:** After earning a two-way contract in the preseason, Umude played in 24 games for the Pistons this year with seven 10+ point performances, including three in a row from 11/17-20. He shot .538 (7-13) 3PT% in that span, which included a career-high 19 points against Toronto on Nov. 19 (5-6 FG, 2-3 3FG, 7-8 FT). He shot .548 from deep through his first 16 NBA games of the season.

**SEASON RECAP:** Played in 25 games for the Pistons G League affiliate Motor City Cruise in 2022-23, averaged 15.4 points, 4.8 rebounds, 1.0 assists and 0.7 blocks in 27.5 minutes per game...Led the team with 276 points in the Showcase with 108 rebounds, and 30 assists in 493 minutes...Finished third in scoring among all rookies in Winter Showcase (15.3). Dropped a career high 26 points on a career-best seven 3-pointers against Raptors 905 (1/12).





**STANLEY UMUDE - NBA REGULAR SEASON STATISTICS**

SEASON	TEAM	GP	GS	MIN	FG	FGA	FG%	3PM	3PA	3P%	FT	FTA	FT%	OR	DR	TOT	A	ST	TO	BS	PTS	PPG
2022-23	DET	1	0	2	0	1	.000	0	1	.000	2	2	1.000	0	0	0	0	1	0	1	2	2.0
2023-24	DET	24	2	307	37	84	.440	24	53	.453	29	32	.906	8	43	51	11	8	14	7	127	5.3
<b>TOTALS</b>		<b>25</b>	<b>2</b>	<b>309</b>	<b>37</b>	<b>85</b>	<b>.435</b>	<b>24</b>	<b>54</b>	<b>.444</b>	<b>31</b>	<b>34</b>	<b>.912</b>	<b>8</b>	<b>43</b>	<b>51</b>	<b>11</b>	<b>9</b>	<b>14</b>	<b>8</b>	<b>129</b>	<b>5.2</b>
<b>AVERAGE</b>		<b>--</b>	<b>--</b>	<b>12.4</b>	<b>1.5</b>	<b>3.4</b>	<b>--</b>	<b>1.0</b>	<b>2.2</b>	<b>--</b>	<b>1.2</b>	<b>1.4</b>	<b>--</b>	<b>0.3</b>	<b>1.7</b>	<b>2.0</b>	<b>0.4</b>	<b>0.4</b>	<b>0.6</b>	<b>0.3</b>	<b>5.2</b>	<b>--</b>

	REG CAREER HIGHS		2022-23 REG HIGHS		2023-24 REG HIGHS
PTS	19 at TOR 11/19/23	PTS	2 at BOS 2/15/23	PTS	19 at TOR 11/19/23
FGM	5 3 times (@ POR, 2/8/24)	FGM	--	FGM	5 3 times (@ POR, 2/8/24)
FGA	9 vs. LAL 11/29/23	FGA	1 at BOS 2/15/23	FGA	9 vs. LAL 11/29/23
3FGM	4 vs. GSW 11/6/23	3FGM	--	3FGM	4 vs. GSW 11/6/23
3FGA	5 4 times (vs. MIA, 3/17/24)	3FGA	1 at BOS 2/15/23	3FGA	5 4 times (vs. MIA, 3/17/24)
FTM	7 2 times (@ TOR, 11/19/23)	FTM	2 at BOS 2/15/23	FTM	7 2 times (@ TOR, 11/19/23)
FTA	8 2 times (@ TOR, 11/19/23)	FTA	2 at BOS 2/15/23	FTA	8 2 times (@ TOR, 11/19/23)
OREB	2 vs. DAL 3/9/24	OREB	--	OREB	2 vs. DAL 3/9/24
DREB	7 vs. TOR 3/13/24	DREB	--	DREB	7 vs. TOR 3/13/24
TREB	7 vs. TOR 3/13/24	TREB	--	TREB	7 vs. TOR 3/13/24
ASTS	3 at TOR 11/19/23	ASTS	--	ASTS	3 at TOR 11/19/23
STLS	3 vs. TOR 3/13/24	STLS	1 at BOS 2/15/23	STLS	3 vs. TOR 3/13/24
BLKS	2 at IND 11/24/23	BLKS	1 at BOS 2/15/23	BLKS	2 at IND 11/24/23
MINS	34 at BOS 3/18/24	MINS	2 at BOS 2/15/23	MINS	34 at BOS 3/18/24











# JAMES WISEMAN

4th Season in the NBA  
2nd Season with the Pistons

**PRIOR:**  
Memphis

**13 • CENTER**

**HEIGHT:** 7-0  
**WEIGHT:** 255  
**BIRTHDATE:** 03/31/01  
**COUNTRY:** USA  
**ACQUIRED:** VIA TRADE WITH GSW (2/9/23)



	GP	GS	PPG	RPG	APG	SPG	BPG	MPG	FG%	3FG%	FT%		2023-24 HIGHS	CAREER HIGHS
2023-24	63	6	7.1	5.3	0.9	0.19	0.62	17.3	.613	.000	.706	PTS	24 vs. BOS 3/22/24	30 at BKN 12/21/22
Career	147	55	9.1	5.6	0.7	0.20	0.69	19.0	.560	.267	.681	FGM	11 vs. BOS 3/22/24	12 at BKN 12/21/22
	POINTS			REB		AST		BLK		STL				
	10+	20+	30+	10+	10+	3+	3+	DBL-DBL	TPL-DBL					
2023-24	18	3	--	8	--	3	--	7	--			3FGM	--	3 2 times (vs. MIN, 1/27/21)
Career	65	9	1	20	--	8	--	18	--			3FGA	1 2 times (@ GSW, 1/5/24)	4 at MIL 12/25/20

RECENT GAMES														
OPPONENT	W/L	MIN	FG-A	3P-A	FT-A	OR	DR	TR	A	PF	ST	TO	BS	PTS
4/14 at SAS	L	40:08	8-17	0-0	5-7	6	11	17	1	2	2	1	1	21
4/12 at DAL	W	36:30	5-10	0-0	0-0	3	7	10	2	2	0	0	2	10
4/11 vs. CHI	L	17:12	1-2	0-0	0-2	2	4	6	2	0	0	0	0	2
4/9 at PHI	L	20:28	1-5	0-0	6-6	1	5	6	2	2	0	1	0	8
4/6 at BKN	L	26:03	2-5	0-0	0-0	1	4	5	0	5	1	2	0	4

	FTM	FTA	OREB	DREB	TREB	ASTS	STLS	BLKS	MINS
2023-24	7	8	6	11	17	5	2	3	40
Career	7	8	6	11	17	5	2	3	40

James Wiseman led the Pistons with a **62.2** FG%. He played in a career-high 63 games, his first time eclipsing 45 in his four-year career.

**OUT ON TOP:** Wiseman excelled in the final game of the season against San Antonio, going for 21 points, a career-high 17 rebounds, one assist, two steals and a block. It was his third 20-point game of the season and third career 20-10 game, joining his 20-point, 13-rebound effort against Philadelphia on Dec. 15. He set a number of personal bests in the effort against the Spurs, including career-highs in field goals attempted (17), offensive rebounds (6), defensive rebounds (11), steals (2) and minutes (40). **Wiseman led the team with 157 total rebounds (7.9 per game) and 14 blocks (0.7 per game) over the final 20 games of the season.** He averaged 9.6 points, 7.9 rebounds and 1.3 assists over his final 20 games of the season after posting 5.9 points, 4.2 boards and 0.7 assists across his first 43.

**MIGHTY MARCH:** Wiseman scored a season-high 24 points against Boston on March 22, his most points as a Piston. He followed the outing with back-to-back double-doubles against New Orleans (3/24) and New York (3/25), his second career instance with consecutive double-doubles (March 13-14, 2023 with Detroit). It highlighted a run of strong play where he averaged 14.6 points, 9.0 rebounds and 1.8 assists over five games from March 18-25, his first time averaging 14 PTS and 9 REB over five games since March of 2023. He turned in another double-double on April 1 against Memphis, which gave him three in five games from March 24-April 1.

**STRONG STRETCH:** Wiseman recorded his second double-double of the season on March 9 against Dallas with 17 points, 12 rebounds, four assists and one block. He scored 10+ points in three consecutive games on March 7-11, his first double-digit scoring streak time since Dec. 12-18.

He averaged 11.0 points and 10.3 rebounds over his three games from March 9-13, his second time averaging 10/10 over a three-game span as a Piston. The previous instance came within a six-game span from March 9-19, 2023 (16.3 points and 11.3 rebounds).





**JAMES WISEMAN - NBA REGULAR SEASON STATISTICS**

SEASON	TEAM	GP	GS	MIN	FG	FGA	FG%	3PM	3PA	3P%	FT	FTA	FT%	OR	DR	TOT	A	ST	TO	BS	PTS	PPG
2020-21	GSW	39	27	836	191	368	.519	12	38	.316	54	86	.628	55	171	226	26	11	60	36	448	11.5
2021-22	GSW	0	0	0	0	0	0	0	0	0	0	0	0	0	0	0	0	0	0	0	0	0.0
2022-23	GSW	21	0	262	59	94	.628	1	2	.500	26	38	.684	18	55	73	14	3	14	7	145	6.9
Went from GSW to DET.																						
2022-23	DET	24	22	605	130	245	.531	3	18	.167	42	59	.712	55	139	194	16	4	37	20	305	12.7
2022-23	TOT	45	22	867	189	339	.558	4	20	.200	68	97	.701	73	194	267	30	7	51	27	450	10.0
2023-24	DET	63	6	1,091	187	305	.613	0	2	.000	72	102	.706	110	226	336	54	12	66	39	446	7.1
<b>TOTALS</b>		<b>147</b>	<b>55</b>	<b>2,793</b>	<b>567</b>	<b>1,012</b>	<b>.560</b>	<b>16</b>	<b>60</b>	<b>.267</b>	<b>194</b>	<b>285</b>	<b>.681</b>	<b>238</b>	<b>591</b>	<b>829</b>	<b>110</b>	<b>30</b>	<b>177</b>	<b>102</b>	<b>1,344</b>	<b>9.1</b>
<b>AVERAGE</b>		<b>--</b>	<b>--</b>	<b>19.0</b>	<b>3.9</b>	<b>6.9</b>	<b>--</b>	<b>0.1</b>	<b>0.4</b>	<b>--</b>	<b>1.3</b>	<b>1.9</b>	<b>--</b>	<b>1.6</b>	<b>4.0</b>	<b>5.6</b>	<b>0.7</b>	<b>0.2</b>	<b>1.2</b>	<b>0.7</b>	<b>9.1</b>	<b>--</b>

REG CAREER HIGHS		POST CAREER HIGHS		2020-21 REG HIGHS		2021-22 REG HIGHS	
PTS	30 at BKN 12/21/22	PTS	--	PTS	25 vs. MIN 1/27/21	PTS	--
FGM	12 at BKN 12/21/22	FGM	--	FGM	9 2 times (vs. WAS, 4/9/21)	FGM	--
FGA	17 at SAS 4/14/24	FGA	--	FGA	15 at UTA 1/23/21	FGA	--
3FGM	3 2 times (vs. MIN, 1/27/21)	3FGM	--	3FGM	3 2 times (vs. MIN, 1/27/21)	3FGM	--
3FGA	4 at MIL 12/25/20	3FGA	--	3FGA	4 at MIL 12/25/20	3FGA	--
FTM	7 at MIN 3/27/24	FTM	--	FTM	5 3 times (vs. MIN, 1/25/21)	FTM	--
FTA	8 4 times (@ MIN, 3/27/24)	FTA	--	FTA	8 2 times (vs. MIN, 1/25/21)	FTA	--
OREB	6 2 times (@ SAS, 4/14/24)	OREB	--	OREB	5 vs. LAL 3/15/21	OREB	--
DREB	11 at SAS 4/14/24	DREB	--	DREB	9 vs. POR 1/3/21	DREB	--
TREB	17 at SAS 4/14/24	TREB	--	TREB	11 2 times (@ PHX, 3/4/21)	TREB	--
ASTS	5 at MIL 12/16/23	ASTS	--	ASTS	4 vs. SAS 1/20/21	ASTS	--
STLS	2 2 times (@ SAS, 4/14/24)	STLS	--	STLS	2 at BKN 12/22/20	STLS	--
BLKS	4 vs. CHI 3/29/21	BLKS	--	BLKS	4 vs. CHI 3/29/21	BLKS	--
MINS	40 at SAS 4/14/24	MINS	--	MINS	35 at PHX 3/4/21	MINS	--

2022-23 REG HIGHS		2023-24 REG HIGHS	
PTS	30 at BKN 12/21/22	PTS	24 vs. BOS 3/22/24
FGM	12 at BKN 12/21/22	FGM	11 vs. BOS 3/22/24
FGA	15 2 times (@ WAS, 3/14/23)	FGA	17 at SAS 4/14/24
3FGM	1 4 times (vs. MIA, 3/19/23)	3FGM	--
3FGA	3 vs. IND 3/11/23	3FGA	1 2 times (@ GSW, 1/5/24)
FTM	6 vs. BKN 4/5/23	FTM	7 at MIN 3/27/24
FTA	8 at BKN 12/21/22	FTA	8 at MIN 3/27/24
OREB	6 at CHI 4/9/23	OREB	6 at SAS 4/14/24
DREB	10 2 times (vs. CHA, 3/9/23)	DREB	11 at SAS 4/14/24
TREB	14 vs. IND 3/13/23	TREB	17 at SAS 4/14/24
ASTS	3 2 times (vs. WAS, 3/7/23)	ASTS	5 at MIL 12/16/23
STLS	1 7 times (vs. MIL, 3/27/23)	STLS	2 at SAS 4/14/24
BLKS	3 3 times (@ HOU, 3/31/23)	BLKS	3 3 times (vs. TOR, 3/13/24)
MINS	34 vs. WAS 3/7/23	MINS	40 at SAS 4/14/24





2023-24 GAME-BY-GAME REGULAR SEASON STATISTICS ( DET )

DATE	OPP	P/S	MIN	FG	FGA	FG%	3PM	3PA	3P%	FT	FTA	FT%	OR	DR	TOT	A	ST	BS	TO	PF	+/-	PTS	W/L	SCORE
10/25/23	at MIA																						L	102-103
10/27/23	at CHA																						W	111-99
10/28/23	CHI																						W	118-102
10/30/23	at OKC																						L	112-124
11/01/23	POR	P	6:11	2	4	.500	0	0	.000	0	0	.000	0	2	2	1	0	0	1	4	-15	4	L	101-110
11/02/23	at NOP																						L	116-125
11/05/23	PHX																						L	106-120
11/06/23	GSW	P	10:52	0	3	.000	0	0	.000	0	0	.000	0	3	3	0	0	0	0	0	-6	0	L	109-120
11/08/23	at MIL																						L	118-120
11/10/23	PHI	P	6:34	3	3	1.000	0	0	.000	0	0	.000	3	1	4	0	0	0	0	1	0	6	L	106-114
11/12/23	at CHI	P	14:22	3	6	.500	0	1	.000	0	0	.000	1	1	2	0	1	2	2	3	5	6	L	108-119
11/14/23	ATL	P	14:12	5	6	.833	0	0	.000	1	2	.500	1	3	4	1	0	0	0	2	-9	11	L	120-126
11/17/23	at CLE	P	3:50	0	0	.000	0	0	.000	0	0	.000	0	2	2	0	0	0	0	0	8	0	L	100-108
11/19/23	at TOR	P	24:05	6	8	.750	0	0	.000	3	5	.600	0	3	3	1	0	1	2	4	0	15	L	113-142
11/20/23	DEN	P	09:59	0	1	.000	0	0	.000	0	0	.000	1	2	3	0	0	0	1	2	-10	0	L	103-107
11/24/23	at IND																						L	113-136
11/27/23	WAS	P	9:17	3	4	.750	0	0	.000	2	4	.500	3	1	4	0	0	0	1	0	-12	8	L	107-126
11/29/23	LAL	P	11:43	2	2	1.000	0	0	.000	0	0	.000	1	4	5	0	0	0	1	2	0	4	L	107-133
11/30/23	at NYK																						L	112-118
12/02/23	CLE																						L	101-110
12/06/23	MEM	P	7:56	2	3	.667	0	0	.000	0	0	.000	1	0	1	1	0	2	1	2	-8	4	L	102-116
12/08/23	at ORL	P	15:40	0	0	.000	0	0	.000	2	4	.500	2	3	5	0	0	0	1	2	-6	2	L	91-123
12/11/23	IND	P	12:54	1	1	1.000	0	0	.000	2	2	1.000	2	2	4	1	1	3	1	3	4	4	L	123-131
12/13/23	PHI	P	16:00	5	7	.714	0	0	.000	0	0	.000	0	3	3	0	1	1	1	6	-21	10	L	111-129
12/15/23	at PHI	P	27:42	9	12	.750	0	0	.000	2	2	1.000	3	10	13	1	0	1	2	2	-5	20	L	92-124
12/16/23	at MIL	P	26:02	7	9	.778	0	0	.000	3	3	1.000	3	3	6	5	1	0	0	4	-15	17	L	114-146
12/18/23	at ATL	P	24:59	5	5	1.000	0	0	.000	0	2	.000	2	5	7	2	0	0	2	2	4	10	L	124-130
12/21/23	UTA	P	15:14	1	2	.500	0	0	.000	0	0	.000	2	3	5	0	0	1	2	1	-16	2	L	111-119
12/23/23	at BKN																						L	115-126
12/26/23	BKN	P	12:06	0	2	.000	0	0	.000	0	0	.000	2	0	2	0	0	0	1	2	-12	0	L	112-118
12/28/23	at BOS	P	13:21	3	3	1.000	0	0	.000	0	0	.000	2	3	5	1	0	0	1	0	0	6	L	122-128 (OT)
12/30/23	TOR	P	13:27	4	4	1.000	0	0	.000	0	0	.000	0	4	4	0	0	3	0	1	4	8	W	129-127
01/01/24	at HOU	P	16:27	1	1	1.000	0	0	.000	2	2	1.000	1	3	4	0	0	1	1	5	-24	4	L	113-136
01/03/24	at UTA	P	16:46	4	7	.571	0	0	.000	0	0	.000	5	4	9	0	0	0	3	1	11	8	L	148-154 (OT)
01/05/24	at GSW	P	15:14	1	5	.200	0	1	.000	2	3	.667	1	2	3	0	0	2	0	2	1	4	L	109-113
01/07/24	at DEN	P	18:01	4	7	.571	0	0	.000	1	3	.333	2	1	3	0	0	0	0	1	-3	9	L	114-131
01/09/24	SAC	P	24:02	2	3	.667	0	0	.000	0	0	.000	1	4	5	1	0	1	1	2	1	4	L	110-131
01/10/24	SAS	P	17:29	1	1	1.000	0	0	.000	1	2	.500	0	3	3	3	0	0	0	2	-15	3	L	108-130
01/12/24	HOU																						L	110-112
01/15/24	at WAS	P	14:44	3	4	.750	0	0	.000	0	0	.000	2	3	5	0	0	2	0	1	1	6	W	129-117
01/17/24	MIN																						L	117-124
01/20/24	MIL	P	04:33	0	1	.000	0	0	.000	0	0	.000	0	1	1	0	0	0	0	0	0	0	L	135-141
01/22/24	MIL																						L	113-122
01/24/24	CHA																						W	113-106
01/27/24	WAS																						L	104-118
01/28/24	OKC																						W	120-104
01/31/24	at CLE																						L	121-128
02/02/24	LAC	P	2:14	1	1	1.000	0	0	.000	1	1	1.000	0	1	1	0	0	0	0	0	7	3	L	125-136
02/04/24	ORL	P	05:22	0	1	.000	0	0	.000	0	0	.000	0	0	0	0	0	0	1	1	0	0	L	99-111
02/07/24	at SAC																						W	133-120
02/08/24	at POR	P	15:33	3	3	1.000	0	0	.000	1	2	.500	4	1	5	1	0	1	0	4	2	7	W	128-122 (OT)
02/10/24	at LAC	P	12:34	2	4	.500	0	0	.000	0	0	.000	2	1	3	1	0	0	1	0	1	4	L	106-112
02/13/24	at LAL	P	23:03	8	12	.667	0	0	.000	2	3	.667	5	4	9	2	0	1	1	4	2	18	L	111-125
02/14/24	at PHX	P	12:09	1	3	.333	0	0	.000	1	1	1.000	1	1	2	0	1	0	2	6	-28	3	L	100-116
02/22/24	at IND	P	17:51	2	3	.667	0	0	.000	2	5	.400	0	5	5	2	0	1	1	3	-11	6	L	115-129
02/24/24	ORL	P	15:10	1	2	.500	0	0	.000	3	4	.750	2	2	4	2	0	1	0	1	1	5	L	109-112
02/26/24	at NYK	P	16:40	2	4	.500	0	0	.000	0	0	.000	2	4	6	1	1	0	1	1	-5	4	L	111-113
02/27/24	at CHI	P	16:42	1	2	.500	0	0	.000	0	0	.000	2	3	5	0	0	0	0	5	-14	2	W	105-95
03/01/24	CLE	P	12:02	2	4	.500	0	0	.000	0	0	.000	2	4	6	0	0	0	0	3	-11	4	L	100-110
03/03/24	at ORL	P	15:26	4	5	.800	0	0	.000	0	1	.000	0	3	3	0	1	0	1	2	5	8	L	91-113
03/05/24	at MIA	P	16:05	3	4	.750	0	0	.000	0	0	.000	3	4	7	1	0	0	2	2	0	6	L	110-118
03/07/24	BKN	P	12:01	4	6	.667	0	0	.000	2	2	1.000	1	2	3	0	1	1	1	2	-6	10	W	118-112
03/09/24	DAL	P	30:08	8	10	.800	0	0	.000	1	2	.500	4	8	12	4	0	1	1	5	1	17	L	124-142
03/11/24	CHA	P	17:41	4	6	.667	0	0	.000	2	2	1.000	3	6	9	1	0	1	0	2	8	10	W	114-97
03/13/24	TOR	P	19:28	3	4	.750	0	0	.000	0	0	.000	1	9	10	1	0	3	2	2	-1	6	W	113-104
03/15/24	MIA	P	13:13	3	6	.500	0	0	.000	0	0	.000	1	6	7	1	0	0	0	1	-2	6	L	95-108
03/17/24	MIA	P	16:07	0	2	.000	0	0	.000	4	4	1.000	0	6	6	1	0	0	2	2	12	4	L	101-104
03/18/24	at BOS	P	26:05	4	10	.400	0	0	.000	4	4	1.000	4	1	5	3	1	2	1	3	-18	12	L	94-119
03/20/24	IND	P	17:16	3	7	.429	0	0	.000	2	2	1.000	4	5	9	1	0	0	1	2	-12	8	L	103-122
03/22/24	BOS	S	36:58	11	13	.846	0	0	.000	2	4	.500	5	4	9	4	0	0	3	2	-22	24	L	102-129
03/24/24	NOP	S	26:44	5	8	.625	0	0	.000	5	6	.833	3	8	11	0	0	0	4	5	-1	15	L	101-114
03/25/24	at NYK	S	31:14	7	11	.636	0	0	.000	0	0	.000	2	9	11	1	0	1	4	3	-23	14	L	99-124
03/27/24	at MIN	P	22:43	2	4	.500	0	0	.000	7	8	.875	0	4	4	0								

2023-24 POSTSEASON NOTES



03/29/24	at WAS	P	13:19	0	3	.000	0	0	.000	0	0	.000	0	2	2	0	0	0	2	4	-9	0	W	96-87
04/01/24	MEM	P	28:23	5	8	.625	0	0	.000	0	1	.000	2	8	10	0	0	1	2	5	-2	10	L	108-110
04/03/24	at ATL	P	20:09	4	5	.800	0	0	.000	1	1	1.000	2	3	5	2	0	1	0	1	17	9	L	113-121
04/05/24	at MEM	P	14:41	0	1	.000	0	0	.000	0	0	.000	1	2	3	0	0	1	3	1	-20	0	L	90-108
04/06/24	at BKN	S	26:03	2	5	.400	0	0	.000	0	0	.000	1	4	5	0	1	0	2	5	-15	4	L	103-113
04/09/24	at PHI	P	20:28	1	5	.200	0	0	.000	6	6	1.000	1	5	6	2	0	0	1	2	-13	8	L	102-120
04/11/24	CHI	P	17:12	1	2	.500	0	0	.000	0	2	.000	2	4	6	2	0	0	0	0	-8	2	L	105-127
04/12/24	at DAL	S	36:30	5	10	.500	0	0	.000	0	0	.000	3	7	10	2	0	2	0	2	10	10	W	107-89
04/14/24	at SAS	S	40:08	8	17	.471	0	0	.000	5	7	.714	6	11	17	1	2	1	1	2	-17	21	L	95-123
<b>2023</b>	<b>TTL</b>	<b>63-6</b>	<b>1,065</b>	<b>187</b>	<b>305</b>	<b>.613</b>	<b>0</b>	<b>2</b>	<b>.000</b>	<b>72</b>	<b>102</b>	<b>.706</b>	<b>110</b>	<b>226</b>	<b>336</b>	<b>54</b>	<b>12</b>	<b>39</b>	<b>66</b>	<b>141</b>	<b>-325</b>	<b>446</b>	<b>14-68</b>	
<b>2023</b>	<b>AVG</b>	<b>--</b>	<b>16.9</b>	<b>3.0</b>	<b>4.8</b>	<b>--</b>	<b>0.0</b>	<b>0.0</b>	<b>--</b>	<b>1.1</b>	<b>1.6</b>	<b>--</b>	<b>1.7</b>	<b>3.6</b>	<b>5.3</b>	<b>0.9</b>	<b>0.2</b>	<b>0.6</b>	<b>1.0</b>	<b>2.2</b>	<b>-5.2</b>	<b>7.1</b>	<b>--</b>	







MILESTONE MONITOR

PLAYER	PTS	N	DA	REB	N	DA	AST	N	DA	STL	N	DA	BLK	N	DA	GAMES	N	DA
B. Boeheim	--	--	--	--	--	--	--	--	--	--	--	--	--	--	--	--	--	--
T. Brown Jr.	2,000	--	11/28/23	1,500	212	--	600	92	--	200	--	3/14/23	--	--	--	400	44	--
C. Cunningham	3,000	242	--	750	54	--	900	8	--	100	--	11/20/23	--	--	--	100	--	12/13/23
T. Evbuomwan	--	--	--	--	--	--	--	--	--	--	--	--	--	--	--	--	--	--
M. Flynn	1,000	--	2/27/24	250	--	3/24/23	500	93	--	100	--	2/22/24	--	--	--	200	--	3/18/24
S. Fontecchio	1,000	--	3/15/24	250	--	2/1/24	100	--	1/20/24	--	--	--	--	--	--	100	--	2/1/24
E. Fournier	10,000	393	--	2,000	122	--	1,800	40	--	700	85	--	100	--	11/4/22	800	96	--
J. Duren	1,500	47	--	1,500	196	--	200	--	3/9/24	--	--	--	100	--	3/11/24	100	--	2/2/24
Q. Grimes	1,500	67	--	500	77	--	300	40	--	100	--	1/6/24	--	--	--	200	32	--
J. Ivey	2,500	111	--	500	--	3/13/24	700	17	--	100	--	3/5/24	--	--	--	100	--	12/26/23
S. Milton	2,500	--	12/11/23	750	71	--	800	46	--	100	--	11/27/22	--	--	--	300	--	3/27/24
M. Sasser	500	--	4/6/24	--	--	--	200	--	3/27/24	--	--	--	--	--	--	--	--	--
J. Rhoden	--	--	--	--	--	--	--	--	--	--	--	--	--	--	--	--	--	--
A. Thompson	500	--	2/27/24	500	98	--	100	--	2/14/24	--	--	--	--	--	--	--	--	--
S. Umude	--	--	--	--	--	--	--	--	--	--	--	--	--	--	--	--	--	--
J. Wiseman	1,000	--	12/16/23	1,000	171	--	100	--	3/22/24	--	--	--	100	--	4/12/24	100	--	12/16/23
I. Stewart	2,000	--	1/15/24	2,000	222	--	300	16	--	100	2	--	200	--	11/2/23	200	--	11/12/23

"N" = Needs, "DA" = Date Acquired

PLAYER	FGM	N	DA	FGA	N	DA	3FGM	N	DA	3FGA	N	DA	FTM	N	DA	FTA	N	DA
B. Boeheim	--	--	--	--	--	--	--	--	--	--	--	--	--	--	--	--	--	--
T. Brown Jr.	900	76	--	2,000	51	--	300	--	3/29/24	1,000	127	--	300	58	--	250	--	12/11/22
C. Cunningham	1,100	54	--	2,500	78	--	300	50	--	750	--	3/27/24	500	84	--	500	15	--
T. Evbuomwan	--	--	--	--	--	--	--	--	--	--	--	--	--	--	--	--	--	--
M. Flynn	500	78	--	1,250	160	--	200	13	--	500	--	3/18/24	100	--	12/15/23	--	--	--
S. Fontecchio	400	33	--	1,000	140	--	200	3	--	500	--	3/11/24	100	11	--	--	--	--
E. Fournier	3,000	--	11/27/21	7,500	--	11/2/22	1,400	41	--	3,750	119	--	1,400	46	--	1,750	56	--
J. Duren	700	93	--	1,000	38	--	--	--	--	--	--	--	200	--	3/13/24	250	--	2/14/24
Q. Grimes	500	1	--	1,250	85	--	300	--	1/25/24	1,000	164	--	100	--	1/9/24	--	--	--
J. Ivey	900	74	--	2,000	44	--	300	56	--	750	31	--	500	7	--	750	91	--
S. Milton	1,000	39	--	2,250	118	--	300	40	--	750	23	--	500	98	--	500	14	--
M. Sasser	200	--	4/11/24	500	--	4/14/24	100	10	--	250	10	--	--	--	--	--	--	--
J. Rhoden	--	--	--	--	--	--	--	--	--	--	--	--	--	--	--	--	--	--
A. Thompson	200	--	2/22/24	500	20	--	--	--	--	--	--	--	--	--	--	--	--	--
S. Umude	--	--	--	--	--	--	--	--	--	--	--	--	--	--	--	--	--	--
J. Wiseman	600	33	--	1,250	238	--	--	--	--	--	--	--	200	6	--	250	--	3/20/24
I. Stewart	900	43	--	1,750	28	--	200	30	--	500	11	--	300	--	1/27/24	500	71	--

"N" = Needs, "DA" = Date Acquired



## 2023-24 MISCELLANEOUS BREAKDOWN

### TEAM RECORD

	RECORD	HOME	ROAD	OT
<b>OVERALL</b>	14-68	7-33	7-35	1-2
<b>ATLANTIC</b>	3-14	3-4	0-10	0-1
<b>CENTRAL</b>	2-14	1-7	1-7	--
<b>SOUTHEAST</b>	5-13	2-7	3-6	--
<b>EASTERN</b>	10-41	6-18	4-23	0-1
<b>SOUTHWEST</b>	1-10	0-6	1-4	--
<b>NORTHWEST</b>	2-8	1-4	1-4	1-1
<b>PACIFIC</b>	1-9	0-5	1-4	--
<b>WESTERN</b>	4-27	1-15	3-12	1-1

### TEAM WINNING & LOSING STREAKS

LONG:	OVERALL	HOME	ROAD
Win	3/11/2024 — 3/13/2024 (2)	3/11/2024 — 3/13/2024 (2)	2/7/2024 — 2/8/2024 (2)
Loss	10/30/2023 — 12/28/2023 (28)	11/1/2023 — 12/26/2023 (14)	10/30/2023 — 1/7/2024 (18)

\*showing most recent streaks

### AFTER 82 GAMES: W14, L68

MARGIN	1	2	3	4	5	6	7	8	9	10	11	12	13	14	15	16	17	18	19	20	21	22	23	24	25
Won By:		1				2	1		2	1		2	1			2	1	1							
Lost By:	1	4	2	2		8	2	6	4	2	4	2	2	5	1	1	1	4	2		1	3	2		2

MARGIN	26	27	28	29	30	31	32	33	34	35	36	37	38	39	40	41	42	43	44	45	46	47	48	49	50+
Won By:																									
Lost By:	1	1	1	1			3																		

AT START OF:	OVERALL	HOME	ROAD	FG%:	OVERALL	HOME	ROAD
2nd-Ahead:	9-20	5-15	4-5	-44%	1-23	0-7	1-16
-Behind:	5-47	2-17	3-30	45-49%	5-28	2-15	3-13
-Tied:	0-1	0-1	0-0	50-54%	6-15	5-10	1-5
3rd-Ahead:	9-10	4-5	5-5	55-59%	2-2	0-1	2-1
-Behind:	4-56	2-27	2-29	+60%	0-0	0-0	0-0
-Tied:	1-2	1-1	0-1				
4th-Ahead:	11-9	6-4	5-5				
-Behind:	3-58	1-29	2-29				
-Tied:	0-1	0-0	0-1				

	PISTONS	AVG.	HIGH	OPP.	AVG.	HIGH
POINTS IN THE PAINT	4,044	49.9	70 vs. Hawks, 11/14/2023	4,400	54.3	82 at Pistons, 01/09/2024
2ND CHANCE POINTS	1,062	13.1	31 at Celtics, 12/28/2023	1,127	13.9	33 at 76ers, 04/09/2024
FAST BREAK POINTS	1,161	14.3	28 at Clippers, 02/10/2024	1,141	14.1	32 at 76ers, 12/15/2023
BENCH POINTS	3,147	38.9	85 vs. Bucks, 01/20/2024	2,771	34.2	70 at Pistons, 01/10/2024
IND. HIGH OFF BENCH	50	--	Flynn, 50 at Hawks, 04/03/2024	36	--	Clarkson, 36 at Jazz, 01/03/2024
POINTS OFF TURNOVER	1,175	14.5	28 (3) at Magic, 03/03/2024	1,593	19.7	36 at Pistons, 04/11/2024



PISTONS RECORD WHEN...	OVERALL	HOME	ROAD
Outrebounding opponent	11-27	6-14	5-13
Outrebounded by opponent	2-38	0-18	2-20
Tied in Rebounding	1-3	1-1	0-2
Shooting better than opponent	13-17	6-10	7-7
Shooting worse than opponent	1-51	1-23	0-28
Shooting same than opponent	0-0	0-0	0-0
More FTM than opponent	10-23	6-11	4-12
Less FTM than opponent	4-44	1-22	3-22
Same FTM than opponent	0-1	0-0	0-1
More 3FGM than opponent	7-20	3-11	4-9
Less 3FGM than opponent	4-38	2-15	2-23
Same 3FGM than opponent	3-10	2-7	1-3
More assists than opponent	6-20	3-7	3-13
Less assists than opponent	5-43	3-21	2-22
Same assists than opponent	3-5	1-5	2-0
More turnovers than opponent	9-51	4-28	5-23
Less turnovers than opponent	3-16	1-5	2-11
Same turnovers than opponent	2-1	2-0	0-1
Bench outscores opponent bench	10-37	5-16	5-21
Opponent bench outscores DET	4-30	2-17	2-13
Bench scoring equal	0-1	0-0	0-1
Scoring less than 80 points	0-0	0-0	0-0
Scoring between 80-89 points	0-0	0-0	0-0
Scoring between 90-99 points	1-10	0-2	1-8
Scoring between 100-109	2-24	0-18	2-6
Scoring 110 or more points	11-31	7-12	4-19
Opponent scores less than 80	0-0	0-0	0-0
Opponent scores between 80-89	2-0	0-0	2-0
Opponent scores between 90-99	3-0	1-0	2-0
Opponent scores between 100-109	4-7	4-3	0-4
Opponent scores 110 or more	5-61	2-30	3-31

	NUMBER OF TIMES LEADING TEAM IN . . . (INCLUDES TIES)					
	PTS	REB	AST	BLK	STL	MIN
Ryan Arcidiacono	--	--	--	--	--	--
Marvin Bagley III	1	3	--	5	1	--
Buddy Boeheim	--	--	--	1	--	--
Bojan Bogdanovic	6	1	--	2	9	7
Troy Brown Jr.	--	--	--	1	2	1
Alec Burks	5	--	2	5	5	--
Malcolm Cazalon	--	--	--	2	--	--
Cade Cunningham	36	--	47	10	14	26
Jalen Duren	6	51	2	19	9	3
Tosan Evbuomwan	--	1	--	2	--	1
Malachi Flynn	2	1	4	1	5	1
Simone Fontecchio	2	--	--	4	4	2
Evan Fournier	2	--	--	2	5	--
Daniilo Gallinari	1	--	--	3	--	--
Taj Gibson	--	--	--	--	--	--
Quentin Grimes	--	--	--	1	1	--
Joe Harris	--	--	--	4	1	--
Killian Hayes	2	1	13	9	14	2
Jaden Ivey	11	1	17	17	16	16
Kevin Knox II	2	1	--	5	5	1
Isaiah Livers	--	1	--	3	4	1
Chimezie Metu	2	2	--	4	7	3
Shake Milton	--	1	--	--	--	--
Monte Morris	--	--	--	2	--	--
Mike Muscala	--	--	--	1	1	--
Jaylen Nowell	--	--	--	2	--	--
Jared Rhoden	--	--	--	8	--	--
Marcus Sasser	4	--	12	9	14	4
Isaiah Stewart	--	7	--	16	4	5
Ausar Thompson	1	14	1	25	23	6
Stanley Umude	1	--	--	4	3	--
James Wiseman	3	9	--	21	3	3

**STARTING LINEUPS**

LAST USED	GAME	FORWARD	FORWARD	CENTER	GUARD	GUARD	RECORD
Nov. 10, 23	vs. 76ers	Ausar Thompson	Isaiah Stewart	Jalen Duren	Cade Cunningham	Killian Hayes	2-6
Nov. 12, 23	at Bulls	Jaden Ivey	Ausar Thompson	Marvin Bagley III	Cade Cunningham	Killian Hayes	0-1
Nov. 14, 23	vs. Hawks	Ausar Thompson	Isaiah Stewart	Marvin Bagley III	Cade Cunningham	Killian Hayes	0-3
Nov. 17, 23	at Cavaliers	Ausar Thompson	Kevin Knox II	Isaiah Stewart	Cade Cunningham	Killian Hayes	0-1
Nov. 19, 23	at Raptors	Ausar Thompson	Kevin Knox II	Isaiah Stewart	Cade Cunningham	Jaden Ivey	0-1
Nov. 24, 23	at Pacers	Ausar Thompson	Isaiah Stewart	Marvin Bagley III	Jaden Ivey	Cade Cunningham	0-2
Nov. 30, 23	at Knicks	Isaiah Livers	Isaiah Stewart	Jalen Duren	Cade Cunningham	Killian Hayes	0-1
Dec. 2, 23	vs. Cavaliers	Killian Hayes	Isaiah Stewart	Jalen Duren	Jaden Ivey	Cade Cunningham	0-1
Dec. 8, 23	at Magic	Bojan Bogdanovic	Isaiah Stewart	Marvin Bagley III	Killian Hayes	Cade Cunningham	0-1
Dec. 15, 23	at 76ers	Ausar Thompson	Bojan Bogdanovic	Isaiah Stewart	Killian Hayes	Cade Cunningham	0-3
Dec. 16, 23	at Bucks	Ausar Thompson	Bojan Bogdanovic	Marvin Bagley III	Killian Hayes	Cade Cunningham	0-1
Dec. 18, 23	at Hawks	Ausar Thompson	Bojan Bogdanovic	Marvin Bagley III	Jaden Ivey	Cade Cunningham	0-1
Dec. 21, 23	vs. Jazz	Bojan Bogdanovic	Isaiah Stewart	Marvin Bagley III	Jaden Ivey	Cade Cunningham	0-1
Dec. 23, 23	at Nets	Ausar Thompson	Bojan Bogdanovic	Isaiah Stewart	Jaden Ivey	Cade Cunningham	0-1
Jan. 5, 24	at Warriors	Bojan Bogdanovic	Isaiah Livers	Jalen Duren	Jaden Ivey	Cade Cunningham	0-2
Jan. 7, 24	at Nuggets	Bojan Bogdanovic	Isaiah Livers	James Wiseman	Jaden Ivey	Cade Cunningham	0-1
Jan. 10, 24	vs. Spurs	Isaiah Livers	Bojan Bogdanovic	Jalen Duren	Jaden Ivey	Killian Hayes	0-2
Jan. 15, 24	at Wizards	Kevin Knox II	Isaiah Stewart	Jalen Duren	Jaden Ivey	Killian Hayes	1-1
Jan. 22, 24	vs. Bucks	Bojan Bogdanovic	Kevin Knox II	Jalen Duren	Jaden Ivey	Killian Hayes	0-2
Jan. 24, 24	vs. Hornets	Bojan Bogdanovic	Isaiah Stewart	Jalen Duren	Jaden Ivey	Killian Hayes	1-1
Jan. 27, 24	vs. Wizards	Bojan Bogdanovic	Isaiah Stewart	Jalen Duren	Jaden Ivey	Cade Cunningham	0-2
Jan. 28, 24	vs. Thunder	Bojan Bogdanovic	Isaiah Stewart	Jalen Duren	Cade Cunningham	Killian Hayes	1-1
Jan. 31, 24	at Cavaliers	Bojan Bogdanovic	Mike Muscala	Jalen Duren	Jaden Ivey	Cade Cunningham	0-1
Feb. 4, 24	vs. Magic	Kevin Knox II	Bojan Bogdanovic	Jalen Duren	Jaden Ivey	Cade Cunningham	1-4
Feb. 7, 24	at Kings	Ausar Thompson	Mike Muscala	Jalen Duren	Jaden Ivey	Killian Hayes	1-0
Feb. 10, 24	at Clippers	Ausar Thompson	Mike Muscala	Jalen Duren	Jaden Ivey	Cade Cunningham	1-1
Feb. 26, 24	at Knicks	Simone Fontecchio	Ausar Thompson	Jalen Duren	Cade Cunningham	Jaden Ivey	0-5
Mar. 9, 24	vs. Mavericks	Ausar Thompson	Isaiah Stewart	Jalen Duren	Jaden Ivey	Cade Cunningham	2-6
Mar. 17, 24	vs. Heat	Simone Fontecchio	Isaiah Stewart	Jalen Duren	Jaden Ivey	Cade Cunningham	2-2
Mar. 18, 24	at Celtics	Stanley Umude	Isaiah Stewart	Jalen Duren	Jaden Ivey	Marcus Sasser	0-1
Mar. 20, 24	vs. Pacers	Stanley Umude	Tosan Evbuomwan	Jalen Duren	Cade Cunningham	Jaden Ivey	0-1
Mar. 22, 24	vs. Celtics	Troy Brown Jr.	Tosan Evbuomwan	James Wiseman	Cade Cunningham	Jaden Ivey	0-1
Mar. 25, 24	at Knicks	Troy Brown Jr.	Tosan Evbuomwan	James Wiseman	Jaden Ivey	Marcus Sasser	0-1
Mar. 27, 24	at Timberwolves	Tosan Evbuomwan	Chimezie Metu	Jalen Duren	Marcus Sasser	Cade Cunningham	0-1
Apr. 1, 24	vs. Grizzlies	Troy Brown Jr.	Tosan Evbuomwan	Jalen Duren	Jaden Ivey	Cade Cunningham	1-1
Apr. 5, 24	at Grizzlies	Troy Brown Jr.	Tosan Evbuomwan	Jalen Duren	Jaden Ivey	Marcus Sasser	0-2
Apr. 11, 24	vs. Bulls	Troy Brown Jr.	Chimezie Metu	Jalen Duren	Jaden Ivey	Marcus Sasser	0-2
Apr. 14, 24	at Spurs	Troy Brown Jr.	Chimezie Metu	James Wiseman	Jaden Ivey	Marcus Sasser	1-3

## GAMES MISSED DUE TO INJURIES

NAME	INJURY/ILLNESS	DATES OUT	GAMES MISSED
Marvin Bagley III	Right Low Back; Spasms	12/11	1
	Right Low Back; Sprain	12/13 through 12/15/23	2
Bojan Bogdanovic	Right Calf; Strain	10/25 through 11/30/23	19
	Left Calf; Soreness	1/12 through 1/15/24; 2/7	3
Alec Burks	Left Forearm; Soreness	11/1	1
	Left Forearm; Contusion	11/2 through 11/10/23	5
	Right Hamstring; Soreness	1/5	1
Cade Cunningham	Left Knee; Strain	1/9 through 1/24/24	8
	Left Knee; Injury Management	1/28; 2/7; 3/18; 3/24 through 3/25/24; 4/3 through 4/9/24	9
	Left Knee; Tendinopathy	4/11 through 4/14/24	3
Jalen Duren	Left Ankle; Sprain	11/1; 12/8 through 12/23/23; 4/6	10
	Bilateral Ankle Soreness	11/6	1
	Right Ankle; Soreness	11/12 through 11/20/23	5
	Low Back; Spasms	3/24 through 3/25/24; 4/12 through 4/14/24	4
Simone Fontecchio	Left Great Toe; Contusion	3/18 through 4/14/24	15
Evan Fournier	Right Knee; Soreness	4/6	1
Taj Gibson	Right Hamstring; Strain	3/20 through 4/5/24	9
Quentin Grimes	Right Knee; Contusion	2/13 through 2/22/24; 3/3 through 3/9/24; 3/17 through 4/14/24	23
Joe Harris	Right Shoulder Sprain	11/6 through 12/6/23	14
Killian Hayes	Left Shoulder; Sprain	11/19	1
	N/a; Illness	12/18 through 12/26/23	4
Jaden Ivey	Illness	11/5 through 11/10/23	4
	Left Knee; Soreness	3/27	1
Isaiah Livers	Left Ankle; Sprain	10/25 through 11/19/23	14
Monte Morris	Right Quadriceps; Strain	10/25/23 through 1/22/24	43
Marcus Sasser	Right Knee; Contusion	2/24 through 3/1/24	4
	Illness; Upper Respiratory	3/29 through 4/1/24	2
Isaiah Stewart	Left Shoulder; Sprain	12/16 through 12/18/23	2
	Right Great Toe; Sprain	12/28/23 through 1/10/24	8
	Left Ankle; Sprain	1/20; 1/31 through 2/7/24; 2/10 through 2/14/24	8
	Right Hamstring; Strain	3/20 through 4/14/24	14
Ausar Thompson	Illness; Medical	3/11 through 4/14/24	19
Stanley Umude	Right Ankle; Fracture	3/22 through 4/14/24	13
<b>TOTAL GAMES MISSED</b>			<b>271</b>





TEAM TREND	TTL	LAST GAME	TEAM TREND	TTL	LAST GAME
<4 Pistons w/ 10+ pts	0-4	@ MEM 4/5/24	Pistons shoot 50.0% or better	6-14	vs. MEM 4/1/24
4+ Pistons w/ 10+ pts	14-64	@ SAS 4/14/24	Opp shoots 50.0% or better	1-38	@ SAS 4/14/24
5+ Pistons w/ 10+ pts	12-47	@ DAL 4/12/24	Pistons shoot 45.0% or better	12-36	@ DAL 4/12/24
6+ Pistons w/ 10+ pts	7-19	@ DAL 4/12/24	Pistons shoot 44.0% or below	1-23	@ SAS 4/14/24
7+ Pistons w/ 10+ pts	0-4	@ CLE 1/31/24	Pistons shoot 40.0% or below	0-6	@ SAS 4/14/24
8+ Pistons w/ 10+ pts	0-0		Opp shoots 45.0% or better	6-59	@ SAS 4/14/24
Pistons no 20+ pt scorer	0-10	vs. NOP 3/24/24	Opp shoots 40.0% or below	3-1	vs. CHA 3/11/24
Opp no 20+ pt scorer	0-4	@ SAS 4/14/24	Pistons w/10+ 3-pointers made	12-41	vs. CHI 4/11/24
2+ Pistons w/20+ pt scorer	7-28	vs. CHI 4/11/24	Opp w/10+ 3-pointers made	8-58	@ SAS 4/14/24
2+ Opp w/20+ pt scorer	11-45	vs. CHI 4/11/24	Pistons w/15+ 3-pointers made	3-9	@ BKN 4/6/24
3+ Pistons w/20+ pt scorer	3-5	@ LAC 2/10/24	Opp w/15+ 3-pointers made	4-14	@ SAS 4/14/24
3+ Opp w/20+ pt scorer	3-15	@ ATL 4/3/24	Pistons 3FG% 40.0% or better	6-17	vs. CHI 4/11/24
Pistons w/30+ pt scorer	6-21	@ MEM 4/5/24	Opp 3FG% 40.0% or better	3-25	@ SAS 4/14/24
Opp w/30+ pt scorer	6-38	vs. CHI 4/11/24	Pistons FT% 80.0 or better	7-31	@ PHI 4/9/24
All 5 Starters w/10+ pts	4-8	vs. MIA 3/17/24	Opp FT% 80.0 or better	5-40	@ PHI 4/9/24
Opp 5 Starters w/10+ pts	0-0		Pistons FT% below 70.0	1-15	vs. CHI 4/11/24
2+ reserves w/10+ pts	7-31	@ DAL 4/12/24	Opp FT% below 70.0	4-9	@ ATL 4/3/24
Opp 2+ reserves w/10+ pts	0-0		Pistons FTM >= Opp FTA	8-13	@ SAS 4/14/24
3+ reserves w/10+ pts	2-10	@ DAL 4/12/24	Opp FTM >= Pistons FTA	2-31	@ DAL 4/12/24
Opp 3+ reserves w/10+ pts	0-0		Pistons FG% >= Opp FG%	11-13	@ DAL 4/12/24
Pistons <20 pts. in 1st qtr	1-6	@ NYK 3/25/24	Opp FG% >= Pistons FG%	0-46	@ SAS 4/14/24
Opp <20 pts. in 1st qtr	2-1	vs. BKN 3/7/24	Pistons w/30+ FTA	3-8	vs. NOP 3/24/24
Pistons w/30+ pts in 1st qtr	4-22	vs. CHI 4/11/24	Opp w/30+ FTA	2-20	@ BKN 4/6/24
Opp w/30+ pts in 1st qtr	4-41	vs. CHI 4/11/24	Pistons w/20+ asts	13-64	@ DAL 4/12/24
Pistons under 50 pts 1st half	0-23	@ SAS 4/14/24	Opp w/20+ asts	12-67	@ SAS 4/14/24
Opp under 50 pts 1st half	6-6	@ DAL 4/12/24	Pistons w/25+ asts	10-41	vs. CHI 4/11/24
Pistons 50+ pts 1st half	14-45	@ DAL 4/12/24	Opp w/25+ asts	7-48	@ SAS 4/14/24
Opp 50+ pts 1st half	8-62	@ SAS 4/14/24	Pistons w/30+ asts	2-10	@ LAL 2/13/24
Pistons 60+ pts in 1st half	4-11	vs. DAL 3/9/24	Opp w/30+ asts	3-20	@ SAS 4/14/24
Opp 60+ pts in 1st half	4-38	@ SAS 4/14/24	Pistons asts >= Opp asts	6-20	@ DAL 4/12/24
Pistons lead by 10+ pts	12-14	@ DAL 4/12/24	Opp asts >= Pistons asts	5-43	@ SAS 4/14/24
Opp leads by 10+ pts	4-61	@ SAS 4/14/24	Pistons w/12 or fewer TOs	6-19	@ DAL 4/12/24
Games decided by 10+ points	8-39	@ SAS 4/14/24	Opp w/12 or fewer TOs	9-44	vs. CHI 4/11/24
Games decided by 4-9 points	5-22	@ ATL 4/3/24	Pistons w/20+ TOs	3-5	vs. CHI 4/11/24
Games decided by 3 or less points	1-7	vs. MEM 4/1/24	Opp w/20+ TOs	1-3	@ DAL 4/12/24
Both teams score 100+ pts	9-58	vs. CHI 4/11/24	Pistons TO >= Opp TO	9-51	@ SAS 4/14/24
Both teams under 100 pts	1-0	@ WAS 3/29/24	Opp TO >= Pistons TO	3-16	@ DAL 4/12/24
Pistons score under 100 pts	1-10	@ SAS 4/14/24	Pistons w/50+ REB	13-31	@ SAS 4/14/24
Opp scores under 100 pts	5-0	@ DAL 4/12/24	Opp w/50+ REB	7-45	@ SAS 4/14/24
Pistons score 100+ pts	13-58	@ DAL 4/12/24	Pistons REB >= Opp REB	11-27	@ MIN 3/27/24
Opp scores 100+ pts	9-68	@ SAS 4/14/24	Opp REB >= Pistons REB	2-38	@ SAS 4/14/24
Pistons score 110+ pts	11-31	@ ATL 4/3/24	Pistons w/10+ more REB than Opp	6-7	vs. TOR 3/13/24
Opp scores 110+ pts	5-61	@ SAS 4/14/24	Opp w/10+ more REB than DET	1-22	@ DAL 4/12/24
Pistons tied or lead after the 3rd qtr	11-8	@ DAL 4/12/24	Pistons w/10+ stls	1-9	@ DAL 4/12/24
Pistons tied or lead at halftime	10-11	@ DAL 4/12/24	Opp w/10+ stls	5-25	vs. CHI 4/11/24
Pistons tied or lead after 1st qtr	10-20	@ DAL 4/12/24	2+ Pistons w/double-double	4-12	vs. IND 3/20/24
Pistons trailing after the 3rd qtr	3-60	@ SAS 4/14/24	2+ Opp w/double-double	4-13	@ PHI 4/9/24
Pistons trailing at halftime	4-57	@ SAS 4/14/24	3+ Pistons w/double-double	0-1	@ BOS 12/28/23
Pistons trailing after 1st qtr	4-48	@ SAS 4/14/24	3+ Opp w/double-double	0-2	@ ATL 4/3/24
1st game Back-to-Back	2-13	vs. CHI 4/11/24	Pistons PITP >= Opp PITP	7-21	@ ATL 4/3/24
2nd game Back-to-Back	0-0		Opp PITP >= Pistons PITP	6-41	@ SAS 4/14/24
1st game after a win	3-11	@ SAS 4/14/24	Pistons 2CP >= Opp 2CP	10-30	@ SAS 4/14/24
1st game after a loss	11-56	@ DAL 4/12/24	Opp 2CP >= Pistons 2CP	4-34	@ DAL 4/12/24
On Monday	2-12	vs. MEM 4/1/24	Pistons FB Pts >= Opp FB Pts	8-27	@ DAL 4/12/24
On Tuesday	1-6	@ PHI 4/9/24	Opp FB Pts >= Pistons FB Pts	5-36	@ SAS 4/14/24
On Wednesday	3-14	@ ATL 4/3/24			
On Thursday	2-6	vs. CHI 4/11/24			
On Friday	3-12	@ DAL 4/12/24			
On Saturday	2-9	@ BKN 4/6/24			
On Sunday	1-9	@ SAS 4/14/24			
January	3-12	@ CLE 1/31/24			
February	3-8	@ CHI 2/27/24			
March	4-12	@ WAS 3/29/24			
April	1-7	@ SAS 4/14/24			
October	2-2	@ OKC 10/30/23			
November	0-15	@ NYK 11/30/23			
December	1-12	vs. TOR 12/30/23			



## 2023-24 DETROIT PISTONS/OPPONENTS SINGLE GAME HIGHS/LOWS

		DETROIT PISTONS		OPPONENTS	
Points	50	Malachi Flynn at ATL 04/03/2024	51	Zach LaVine vs. CHI 10/28/2023	
Points in a Quarter	20	Cade Cunningham (4th) at ATL 12/18/2023	21	Jaren Jackson Jr. (3rd) vs. MEM 04/01/2024	
Points in a Half	37	Cade Cunningham (2nd) vs. BKN 12/26/2023	21	Luka Dončić (2nd) vs. DAL 03/09/2024	
Field Goals	18	Malachi Flynn at ATL 04/03/2024	32	Zach LaVine (2nd) vs. CHI 10/28/2023	
Field Goal Attempts	33	Cade Cunningham at WAS 03/29/2024	19	Desmond Bane vs. MEM 12/06/2023	
Field Goal Percentage	1.000	Chimezie Metu (9-9) at BKN 04/06/2024	33	Zach LaVine vs. CHI 10/28/2023	
3-PT Field Goal	8	Alec Burks at WAS 01/15/2024	1.000	Markelle Fultz (8-8) at ORL 03/03/2024	
3-PT FG Attempts	8	Bojan Bogdanovic at UTA 01/03/2024	11	Donte DiVincenzo at NYK 03/25/2024	
3-PT FG Percentage	1.000	Bojan Bogdanovic at UTA 01/03/2024	20	Donte DiVincenzo at NYK 03/25/2024	
Free Throws	11	Cade Cunningham vs. DEN 11/20/2023	1.000	Karl-Anthony Towns (5-5) vs. MIN 01/17/2024	
Free Throw Attempts	11	Alec Burks at CHA 10/27/2023	1.000	Marcus Morris Sr. (5-5) at PHI 12/15/2023	
Free Throw Percentage	1.000	Cade Cunningham (11-11) vs. DEN 11/20/2023	18	Jerami Grant at POR 02/08/2024	
Offensive Rebounds	9	Jalen Duren vs. TOR 03/13/2024	22	Giannis Antetokounmpo vs. MIL 01/20/2024	
Defensive Rebounds	9	Jalen Duren vs. OKC 01/28/2024			
Total Rebounds	17	Jalen Duren at WAS 01/15/2024			
Assists	13	Cade Cunningham at UTA 01/03/2024			
Steals	5	Chimezie Metu at ATL 04/03/2024			
Blocks	5	Isaiah Stewart vs. MIL 01/22/2024			
Minutes	48:05	Jaden Ivey at POR 02/08/2024	45:00	Jerami Grant at POR 02/08/2024	
Points in Paint	24	Cade Cunningham vs. PHX 11/05/2023	30	Domantas Sabonis vs. SAC 01/09/2024	
Second Chance Points	12	Jalen Duren at POR 02/08/2024	14	Myles Turner at IND 11/24/2023	
Fast Break Points	12	Bojan Bogdanovic vs. BKN 12/26/2023	13	Keegan Murray vs. SAC 01/09/2024	

## 2023-24 DETROIT PISTONS/OPPONENTS TEAM SINGLE GAME HIGHS/LOWS

PISTONS HIGHS		PISTONS LOWS		CATEGORY	OPPONENTS HIGHS		OPPONENTS LOWS	
148 at UTA 01/03/2024	90 at MEM 04/05/2024	10 vs. NOP 03/24/2024		Points	154 at UTA 01/03/2024	87 at WAS 03/29/2024		
47 vs. SAC 01/09/2024	16 (2) at MEM 04/05/2024	38 at MEM 04/05/2024		Points/1st Qtr.	43 at MIL 12/16/2023	16 vs. BKN 03/07/2024		
46 vs. OKC 01/28/2024	16 at BOS 12/28/2023	15 vs. SAC 01/09/2024		Points/2nd Qtr.	41 (2) vs. BKN 03/07/2024	17 at MIN 03/27/2024		
70 (2) vs. OKC 01/28/2024	15 vs. SAC 01/09/2024	37 at WAS 03/29/2024		Points/1st Half	81 at MIL 12/16/2023	40 at WAS 03/29/2024		
45 at IND 02/22/2024	37 at WAS 03/29/2024			Points/3rd Qtr.	47 at HOU 01/01/2024	19 vs. MIA 03/17/2024		
41 at TOR 11/19/2023				Points/4th Qtr.	41 vs. TOR 12/30/2023	12 at WAS 03/29/2024		
77 vs. TOR 12/30/2023				Points/2nd Half	83 vs. TOR 12/30/2023	40 at CHI 02/27/2024		
56 at UTA 01/03/2024	31 at MIN 03/27/2024			Field Goals	55 at TOR 11/19/2023	33 (2) vs. CLE 03/01/2024		
108 at LAL 02/13/2024	75 at CHI 02/27/2024			Field Goal Attempts	103 at UTA 01/03/2024	72 at ORL 03/03/2024		
.560 at SAC 02/07/2024	.371 vs. CLE 03/01/2024			Field Goal Percentage	.597 at ORL 03/03/2024	.375 at CHA 10/27/2023		
21 vs. MIL 01/20/2024	4 at PHI 12/15/2023			3-PT Field Goal	22 at BOS 03/18/2024	2 at CHI 02/27/2024		
44 at GSW 01/05/2024	18 at IND 11/24/2023			3-PT FG Attempts	49 at BOS 03/18/2024	20 vs. POR 11/01/2023		
.593 at POR 02/08/2024	.190 at PHI 12/15/2023			3-PT FG Percentage	.500 (4) vs. ORL 02/24/2024	.069 at CHI 02/27/2024		
35 vs. TOR 12/30/2023	2 at BKN 04/06/2024			Free Throws	36 at PHX 02/14/2024	6 at WAS 03/29/2024		
40 vs. TOR 12/30/2023	4 at BKN 04/06/2024			Free Throw Attempts	49 vs. MIL 01/20/2024	8 at WAS 03/29/2024		
1.000 (3) at LAC 02/10/2024	.500 (2) at BKN 04/06/2024			Free Throw Percentage	.962 at LAC 02/10/2024	.611 vs. IND 03/20/2024		
20 vs. DAL 03/09/2024	5 (3) at BKN 04/06/2024			Offensive Rebounds	17 vs. GSW 11/06/2023	0 at LAC 02/10/2024		
47 vs. TOR 03/13/2024	23 (3) at BKN 04/06/2024			Defensive Rebounds	45 at PHX 02/14/2024	20 vs. CHI 10/28/2023		
58 vs. TOR 03/13/2024	28 (2) at BKN 04/06/2024			Total Rebounds	54 (3) at SAS 04/14/2024	28 vs. BKN 03/07/2024		
36 vs. ATL 11/14/2023	15 at MIN 03/27/2024			Assists	44 at TOR 11/19/2023	16 vs. CHI 10/28/2023		
14 (2) at ATL 04/03/2024	2 (3) at SAC 02/07/2024			Steals	17 at PHI 12/15/2023	2 at WAS 03/29/2024		
30 (2) at PHX 02/14/2024	9 at SAS 04/14/2024			Team Fouls	26 vs. TOR 12/30/2023	7 vs. MEM 12/06/2023		
32 at PHX 02/14/2024	9 at SAS 04/14/2024			Personal Fouls	27 (2) at POR 02/08/2024	9 (4) at DAL 04/12/2024		
23 at CHA 10/27/2023	6 at DAL 04/12/2024			Turnovers	23 at PHX 02/14/2024	4 at SAC 02/07/2024		
13 at MIA 10/25/2023	0 (2) vs. CHA 01/24/2024			Blocks	11 (2) at PHX 02/14/2024	1 (2) at HOU 01/01/2024		
70 vs. ATL 11/14/2023	32 (2) at PHI 04/09/2024			Points in Paint	82 vs. SAC 01/09/2024	28 vs. CLE 03/01/2024		
31 at BOS 12/28/2023	2 (2) at BKN 04/06/2024			Second Chance Points	33 at PHI 04/09/2024	0 at LAC 02/10/2024		
28 at LAC 02/10/2024	6 (3) vs. WAS 01/27/2024			Fast Break Points	32 at PHI 12/15/2023	2 (2) at CHI 02/27/2024		
21 at BOS 12/28/2023	0 (7) at NYK 03/25/2024			Biggest Lead	41 at PHI 12/15/2023	1 at WAS 03/29/2024		
85 vs. MIL 01/20/2024	16 vs. CLE 03/01/2024			Bench Points	70 vs. SAS 01/10/2024	10 vs. PHI 11/10/2023		
28 (3) at ORL 03/03/2024	3 (2) vs. HOU 01/12/2024			Points Off Turnovers	36 vs. CHI 04/11/2024	8 at DAL 04/12/2024		



DATE	OPPONENT	H-R	W-L	SCORE	HOME	ROAD	TOTAL	PISTONS	PISTONS	PISTONS	PISTONS	OPPONENT	PISTONS	ATTEND		
				DET-OPP	RECORD	RECORD	RECORD	HI SCORER	HI REBR	HI ASSISTS	AST	HI SCORER	AST			
10/25/2023	at Heat	R	L	102-103	0-0	0-1	0-1	C. Cunningham	30	I. Stewart/J. Duren	14	C. Cunningham	9	B. Adebayo	22	19,695
10/27/2023	at Hornets	R	W	111-99	0-0	1-1	1-1	A. Burks	24	J. Duren	17	A. Thompson/C. Cunningham	6	T. Rozier/L. Ball	20	15,855
10/28/2023	Bulls	H	W	118-102	1-0	1-1	2-1	C. Cunningham	25	J. Duren	15	C. Cunningham	10	Z. LaVine	51	20,062
10/30/2023	at Thunder	R	L	112-124	1-0	1-2	2-2	J. Ivey	20	A. Thompson	10	K. Hayes/A. Burks	7	S. Gilgeous-Alexander	32	16,127
11/01/2023	Trail Blazers	H	L	101-110	1-1	1-2	2-3	C. Cunningham	30	A. Thompson	7	M. Sasser	6	S. Sharpe	29	16,912
11/02/2023	at Pelicans	R	L	116-125	1-1	1-3	2-4	C. Cunningham	22	M. Bagley III	9	C. Cunningham	11	C. McCollum	33	15,884
11/05/2023	Suns	H	L	106-120	1-2	1-3	2-5	C. Cunningham	26	J. Duren	11	C. Cunningham	6	K. Durant	41	20,062
11/06/2023	Warriors	H	L	109-120	1-3	1-3	2-6	K. Hayes/C. Cunningham	21	I. Stewart	11	K. Hayes	7	S. Curry	34	20,062
11/08/2023	at Bucks	R	L	118-120	1-3	1-4	2-7	C. Cunningham	33	A. Thompson	15	C. Cunningham	8	D. Lillard	34	17,341
11/10/2023	76ers	H	L	106-114	1-4	1-4	2-8	K. Hayes	23	A. Thompson	13	C. Cunningham	7	J. Embiid	33	18,902
11/12/2023	at Bulls	R	L	108-119	1-4	1-5	2-9	K. Knox II	18	A. Thompson	16	M. Sasser	6	D. DeRozan	29	19,088
11/14/2023	Hawks	H	L	120-126	1-5	1-5	2-10	M. Bagley III	22	M. Bagley III	11	C. Cunningham	12	D. Murray	32	16,963
11/17/2023	at Cavaliers	R	L	100-108	1-5	1-6	2-11	C. Cunningham	20	K. Knox III, Stewart/A. Thompson	10	C. Cunningham	8	D. Garland	28	19,432
11/19/2023	at Raptors	R	L	113-142	1-5	1-7	2-12	S. Umude	19	A. Thompson	10	M. Sasser	6	P. Siakam	23	19,182
11/20/2023	Nuggets	H	L	103-107	1-6	1-7	2-13	C. Cunningham	27	I. Stewart	11	C. Cunningham	9	R. Jackson	21	19,403
11/24/2023	at Pacers	R	L	113-136	1-6	1-8	2-14	C. Cunningham	31	J. Duren	13	C. Cunningham	5	T. Haliburton	26	17,274
11/27/2023	Wizards	H	L	107-126	1-7	1-8	2-15	C. Cunningham	26	J. Duren	14	C. Cunningham/J. Ivey	7	K. Kuzma	32	14,346
11/29/2023	Lakers	H	L	107-133	1-8	1-8	2-16	C. Cunningham	15	J. Duren	7	K. Hayes/M. Sasser	8	D. Russell	35	20,062
11/30/2023	at Knicks	R	L	112-118	1-8	1-9	2-17	C. Cunningham	31	J. Duren	12	C. Cunningham	8	J. Brunson	42	18,812
12/02/2023	Cavaliers	H	L	101-110	1-9	1-9	2-18	C. Cunningham	23	J. Duren	11	C. Cunningham	11	D. Garland/M. Strus	22	18,924
12/06/2023	Grizzlies	H	L	102-116	1-10	1-9	2-19	B. Bogdanovic	22	J. Duren	11	C. Cunningham	10	D. Bane	49	12,862
12/08/2023	at Magic	R	L	91-123	1-10	1-10	2-20	C. Cunningham	21	K. Hayes	7	C. Cunningham	6	F. Wagner	27	18,655
12/11/2023	Pacers	H	L	123-131	1-11	1-10	2-21	C. Cunningham	23	I. Stewart	7	K. Hayes/C. Cunningham	7	B. Mathurin	30	14,988
12/13/2023	76ers	H	L	111-129	1-12	1-10	2-22	B. Bogdanovic	33	A. Thompson	8	C. Cunningham	7	J. Embiid	41	16,749
12/15/2023	at 76ers	R	L	92-124	1-12	1-11	2-23	J. Wiseman	20	J. Wiseman	13	M. Sasser/J. Ivey	4	J. Embiid	35	19,761
12/16/2023	at Bucks	R	L	114-146	1-12	1-12	2-24	C. Cunningham	25	M. Bagley III	7	C. Cunningham	6	D. Lillard	33	17,666
12/18/2023	at Hawks	R	L	124-130	1-12	1-13	2-25	C. Cunningham	43	A. Thompson/J. Ivey	8	C. Cunningham	7	T. Young	31	17,664
12/21/2023	Jazz	H	L	111-119	1-13	1-13	2-26	C. Cunningham	28	I. Stewart	10	C. Cunningham	10	K. Olynyk	27	18,122
12/23/2023	at Nets	R	L	115-126	1-13	1-14	2-27	J. Ivey	23	B. Bogdanovic	8	J. Ivey	7	M. Bridges	29	17,732
12/26/2023	Nets	H	L	112-118	1-14	1-14	2-28	C. Cunningham	41	J. Duren	15	C. Cunningham	5	C. Johnson	24	18,811
12/28/2023	at Celtics	R	L	122-128	1-14	1-15	2-29	C. Cunningham	31	J. Duren	14	C. Cunningham	9	K. Porzingis	35	19,156
12/30/2023	Raptors	H	W	129-127	2-14	1-15	3-29	C. Cunningham	30	J. Duren	17	C. Cunningham	12	P. Siakam	35	14,411
01/01/2024	at Rockets	R	L	113-136	2-14	1-16	3-30	A. Burks	21	J. Duren	14	C. Cunningham	10	A. Sengun	26	18,055
01/03/2024	at Jazz	R	L	148-154	2-14	1-17	3-31	B. Bogdanovic	36	J. Duren	10	C. Cunningham	13	J. Clarkson	36	18,206
01/05/2024	at Warriors	R	L	109-113	2-14	1-18	3-32	C. Cunningham	30	J. Duren	12	K. Hayes	5	S. Curry	26	18,064
01/07/2024	at Nuggets	R	L	114-131	2-14	1-19	3-33	J. Duren	20	A. Thompson/I. Livers/J. Duren	5	K. Hayes/J. Ivey	6	J. Murray	37	19,623
01/09/2024	Kings	H	L	110-131	2-15	1-19	3-34	B. Bogdanovic	26	J. Duren	10	K. Hayes	7	D. Sabonis	37	13,992
01/10/2024	Spurs	H	L	108-130	2-16	1-19	3-35	J. Duren	21	J. Duren	12	K. Hayes	12	K. Johnson	17	17,833
01/12/2024	Rockets	H	L	110-112	2-17	1-19	3-36	K. Knox III/A. Burks	19	A. Thompson/J. Duren	8	K. Hayes/J. Ivey	8	A. Sengun	29	13,987
01/15/2024	at Wizards	R	W	129-117	2-17	2-19	4-36	A. Burks	34	J. Duren	19	K. Hayes/J. Ivey	6	T. Jones	22	15,156
01/17/2024	Timberwolves	H	L	117-124	2-18	2-19	4-37	J. Ivey	32	J. Duren	11	K. Hayes	8	K. Towns/A. Edwards	27	16,022
01/20/2024	Bucks	H	L	135-141	2-19	2-19	4-38	A. Burks	33	A. Thompson/J. Duren	9	A. Burks/J. Ivey	6	D. Lillard	45	19,996
01/22/2024	Bucks	H	L	113-122	2-20	2-19	4-39	M. Sasser	23	J. Duren	12	J. Ivey	6	G. Antetokounmpo	31	17,201
01/24/2024	Hornets	H	W	113-106	3-20	2-19	5-39	B. Bogdanovic	34	J. Duren/I. Stewart	8	K. Hayes	8	B. Miller	23	15,020
01/27/2024	Wizards	H	L	104-118	3-21	2-19	5-40	B. Bogdanovic	30	J. Duren	18	C. Cunningham	12	K. Kuzma	30	16,922
01/28/2024	Thunder	H	W	120-104	4-21	2-19	6-40	J. Duren	22	J. Duren	21	J. Duren/J. Ivey	6	S. Gilgeous-Alexander	31	16,861
01/31/2024	at Cavaliers	R	L	121-128	4-21	2-20	6-41	D. Gallinari	20	J. Duren	9	C. Cunningham	10	D. Mitchell	45	19,432
02/02/2024	Clippers	H	L	125-136	4-22	2-20	6-42	J. Ivey	28	J. Duren	13	C. Cunningham	11	K. Leonard	33	19,122
02/04/2024	at Magic	R	L	99-111	4-23	2-20	6-43	J. Ivey/C. Cunningham	18	A. Thompson	7	C. Cunningham	7	F. Wagner	38	17,982
02/07/2024	at Kings	R	W	133-120	4-23	3-20	7-43	J. Ivey	37	J. Duren	15	K. Hayes	9	D. Sabonis	30	17,832
02/08/2024	at Trail Blazers	R	W	128-122	4-23	4-20	8-43	J. Duren	27	J. Duren	22	M. Sasser	11	J. Grant	49	18,125
02/10/2024	at Clippers	R	L	106-112	4-23	4-21	8-44	J. Ivey	23	J. Duren	18	C. Cunningham	10	P. George	33	19,370
02/13/2024	at Lakers	R	L	111-125	4-23	4-22	8-45	A. Thompson	19	J. Wiseman	9	C. Cunningham	7	L. James	25	18,997
02/14/2024	at Suns	R	L	100-116	4-23	4-23	8-46	S. Fontecchio	18	S. Milton/J. Duren	9	C. Cunningham	8	K. Durant	25	17,071
02/22/2024	at Pacers	R	L	115-129	4-23	4-24	8-47	C. Cunningham	30	J. Duren	13	C. Cunningham	8	T. Haliburton	25	16,506
02/24/2024	at Magic	H	L	109-112	4-24	4-24	8-48	C. Cunningham	26	J. Duren	11	J. Ivey	7	P. Bancharo	15	19,388
02/26/2024	at Knicks	R	L	111-113	4-24	4-25	8-49	C. Cunningham	32	J. Duren	16	C. Cunningham	8	J. Brunson	35	19,303
02/27/2024	at Bulls	R	W	105-95	4-24	5-25	9-49	C. Cunningham	26	J. Duren	10	C. Cunningham/J. Ivey/J. Duren	5	N. Vučević/D. DeRozan	25	21,089
03/01/2024	Cavaliers	H	L	100-110	4-25	5-25	9-50	C. Cunningham	21	J. Duren	10	C. Cunningham	10	D. Garland	29	19,299
03/03/2024	at Magic	R	L	91-113	4-25	5-26	9-51	E. Fournier	17	A. Thompson	6	C. Cunningham	7	P. Bancharo	29	19,459
03/05/2024	at Heat	R	L	110-118	4-25	5-27	9-52	C. Cunningham	23	J. Duren	10	C. Cunningham	8	J. Butler	26	19,724
03/07/2024	Nets	H	W	118-112	5-25	5-27	10-52	J. Ivey	34	J. Duren	14	C. Cunningham	11	D. Schroder	31	19,011
03/09/2024	Mavericks	H	L	124-142	5-26	5-27	10-53	C. Cunningham	33	J. Wiseman	12	C. Cunningham	10	L. Dončić	29	20,062
03/11/2024	Hornets	H	W	114-97	6-26	5-27	11-53	C. Cunningham	22	J. Duren	10	C. Cunningham	8	M. Bridges	34	18,003
03/13/2024	Raptors	H	W	113-104	7-26	5-27	12-53	J. Duren	24	J. Duren	23	J. Ivey	7	I. Quickley	25	19,313
03/15/2024	Heat	H	L	95-108	7-27	5-27	12-54	S. Fontecchio	24	J. Duren	17	C. Cunningham/J. Ivey	9	B. Adebayo	22	19,894
03/17/2024	Heat	H	L	101-104	7-28	5-27	12-55	E. Fournier	18	J. Duren	10	C. Cunningham	9	D. Robinson	30	20,004
03/18/2024	at Celtics	R	L	94-119	7-28	5-28	12-56	J. Ivey	21	J. Duren	9	M. Sasser	6	J. Brown	31	19,156
03/20/2024	Pacers	H	L	103-122	7-29	5-28	12-57	C. Cunningham	23	J. Duren	12	C. Cunningham	10	P. Siakam	25	19,897
03/22/2024	Celtics	H	L	102-129	7-30	5-28	12-58	J. Wiseman	24	J. Wiseman	9	M. Sasser	7	J. Brown	33	19,994
03/24/2024	Pelicans	H	L	101-114	7-31	5-28	12-59	C. Metu/M. Flynn	17	J. Wiseman	11	J. Ivey/M. Flynn	4	Z. Williamson	36	19,922
03/25/2024	at Knicks	R	L	99-124	7-31	5-29	12-60	M. Sasser	24	J. Wiseman	11	M. Sasser	6	D. DiVincenzo	40	19,812
03/27/2024	at Timberwolves	R	L	91-106	7-31	5-30	12-61	C. Cunningham	32	J. Duren	11	M. Sasser	5	N. Reid	21	18,024
03/29/2024	at Wizards	R	W	96-87	7-31	6-30										



### QUARTER-BY-QUARTER SCORING BREAKDOWN

DATE	OPPONENT	OVERALL REC	W/L	PISTONS								TOTAL	OPPONENTS								TOTAL	POINT DIFF.
				1ST	2ND	1ST HALF	3RD	4TH	2ND HALF	1ST OT	BIGGEST LEAD		1ST	2ND	1ST HALF	3RD	4TH	2ND HALF	1ST OT	BIGGEST LEAD		
10/25	at Miami	0-1	L	29	18	47	28	27	55	--	7	102	26	32	58	25	20	45	--	19	103	-1
10/27	at Charlotte	1-1	W	32	22	54	29	28	57	--	15	111	21	26	47	28	24	52	--	2	99	12
10/28	Chicago	2-1	W	29	28	57	27	34	61	--	19	118	26	18	44	33	25	58	--	4	102	16
10/30	at Oklahoma City	2-2	L	21	26	47	32	33	65	--	1	112	33	26	59	32	33	65	--	21	124	-12
11/1	Portland	2-3	L	32	27	59	25	17	42	--	18	101	26	21	47	36	27	63	--	9	110	-9
11/2	at New Orleans	2-4	L	29	20	49	34	33	67	--	2	116	35	37	72	22	31	53	--	25	125	-9
11/5	Phoenix	2-5	L	27	22	49	31	26	57	--	3	106	28	30	58	34	28	62	--	21	120	-14
11/6	Golden State	2-6	L	26	22	48	34	27	61	--	7	109	31	25	56	27	37	64	--	13	120	-11
11/8	at Milwaukee	2-7	L	23	29	52	43	23	66	--	10	118	24	38	62	28	30	58	--	15	120	-2
11/10	Philadelphia	2-8	L	33	23	56	21	29	50	--	16	106	21	27	48	35	31	66	--	17	114	-8
11/12	at Chicago	2-9	L	31	19	50	31	27	58	--	11	108	22	33	55	29	35	64	--	11	119	-11
11/14	Atlanta	2-10	L	29	31	60	31	29	60	--	5	120	38	26	64	33	29	62	--	12	126	-6
11/17	at Cleveland	2-11	L	26	19	45	28	27	55	--	6	100	35	24	59	21	28	49	--	16	108	-8
11/19	at Toronto	2-12	L	20	25	45	27	41	68	--	0	113	32	37	69	35	38	73	--	40	142	-29
11/20	Denver	2-13	L	23	32	55	24	24	48	--	8	103	27	29	56	25	26	51	--	8	107	-4
11/24	at Indiana	2-14	L	26	37	63	33	17	50	--	6	113	33	28	61	36	39	75	--	23	136	-23
11/27	Washington	2-15	L	27	27	54	29	24	53	--	8	107	31	26	57	37	32	69	--	21	126	-19
11/29	LA Lakers	2-16	L	24	24	48	28	31	59	--	5	107	38	27	65	36	32	68	--	33	133	-26
11/30	at New York	2-17	L	17	37	54	33	25	58	--	2	112	31	23	54	31	33	64	--	16	118	-6
12/2	Cleveland	2-18	L	30	18	48	34	19	53	--	8	101	25	29	54	31	25	56	--	12	110	-9
12/6	Memphis	2-19	L	29	27	56	28	18	46	--	8	102	31	21	52	30	34	64	--	14	116	-14
12/8	at Orlando	2-20	L	23	21	44	24	23	47	--	6	91	28	30	58	35	30	65	--	34	123	-32
12/11	Indiana	2-21	L	36	25	61	32	30	62	--	4	123	33	33	66	32	33	65	--	15	131	-8
12/13	Philadelphia	2-22	L	26	30	56	24	31	55	--	2	111	39	31	70	34	25	59	--	30	129	-18
12/15	at Philadelphia	2-23	L	22	17	39	23	30	53	--	0	92	26	35	61	33	30	63	--	41	124	-32
12/16	at Milwaukee	2-24	L	20	36	56	27	31	58	--	0	114	43	38	81	33	32	65	--	34	146	-32
12/18	at Atlanta	2-25	L	25	27	52	32	40	72	--	0	124	38	23	61	35	34	69	--	16	130	-6
12/21	Utah	2-26	L	32	26	58	30	23	53	--	8	111	34	30	64	26	29	55	--	13	119	-8
12/23	at Brooklyn	2-27	L	21	35	56	26	33	59	--	6	115	32	33	65	33	28	61	--	21	126	-11
12/26	Brooklyn	2-28	L	31	23	54	31	27	58	--	14	112	25	36	61	27	30	57	--	11	118	-6
12/28	at Boston	2-29	L	30	36	66	16	26	42	14	21	122	27	20	47	35	26	61	20	8	128	-6
12/30	Toronto	3-29	W	25	27	52	38	39	77	--	11	129	24	20	44	42	41	83	--	5	127	2
1/1	at Houston	3-30	L	29	26	55	25	33	58	--	2	113	31	28	59	47	30	77	--	33	136	-23
1/3	at Utah	3-31	L	33	35	68	41	29	70	10	10	148	26	40	66	38	34	72	16	7	154	-6
1/5	at Golden State	3-32	L	20	26	46	29	34	63	--	3	109	22	28	50	29	34	63	--	11	113	-4
1/7	at Denver	3-33	L	29	28	57	28	29	57	--	4	114	31	34	65	43	23	66	--	24	131	-17
1/9	Sacramento	3-34	L	47	18	65	30	15	45	--	20	110	29	39	68	30	33	63	--	21	131	-21
1/10	San Antonio	3-35	L	19	32	51	26	31	57	--	2	108	31	32	63	32	35	67	--	25	130	-22
1/12	Houston	3-36	L	30	25	55	36	19	55	--	12	110	23	32	55	33	24	57	--	6	112	-2
1/15	at Washington	4-36	W	29	34	63	31	35	66	--	15	129	22	40	62	25	30	55	--	7	117	12
1/17	Minnesota	4-37	L	40	22	62	28	27	55	--	3	117	39	31	70	28	26	54	--	17	124	-7
1/20	Milwaukee	4-38	L	38	29	67	31	37	68	--	9	135	34	36	70	33	38	71	--	11	141	-6
1/22	Milwaukee	4-39	L	30	26	56	29	28	57	--	8	113	30	28	58	31	33	64	--	11	122	-9
1/24	Charlotte	5-39	W	28	24	52	37	24	61	--	8	113	31	21	52	40	14	54	--	6	106	7
1/27	Washington	5-40	L	33	30	63	22	19	41	--	12	104	36	25	61	26	31	57	--	15	118	-14
1/28	Oklahoma City	6-40	W	24	46	70	30	20	50	--	19	120	31	30	61	25	18	43	--	10	104	16
1/31	at Cleveland	6-41	L	23	34	57	34	30	64	--	5	121	30	34	64	32	32	64	--	9	128	-7
2/2	LA Clippers	6-42	L	33	26	59	31	35	66	--	14	125	27	38	65	36	35	71	--	20	136	-11
2/4	Orlando	6-43	L	29	18	47	28	24	52	--	9	99	24	26	50	28	33	61	--	12	111	-12
2/7	at Sacramento	7-43	W	31	39	70	27	36	63	--	15	133	36	27	63	36	21	57	--	9	120	13
2/8	at Portland	8-43	W	25	31	56	28	36	64	8	6	128	30	41	71	26	23	49	2	23	122	6
2/10	at LA Clippers	8-44	L	30	28	58	23	25	48	--	13	106	31	18	49	27	36	63	--	13	112	-6
2/13	at LA Lakers	8-45	L	24	24	48	31	32	63	--	1	111	34	37	71	28	26	54	--	24	125	-14
2/14	at Phoenix	8-46	L	25	16	41	28	31	59	--	2	100	37	33	70	29	17	46	--	35	116	-16
2/22	at Indiana	8-47	L	25	18	43	45	27	72	--	1	115	42	30	72	30	27	57	--	31	129	-14
2/24	Orlando	8-48	L	30	25	55	30	24	54	--	4	109	32	33	65	25	22	47	--	11	112	-3
2/26	at New York	8-49	L	27	31	58	26	27	53	--	7	111	29	33	62	30	21	51	--	13	113	-2
2/27	at Chicago	9-49	W	22	28	50	29	26	55	--	11	105	29	26	55	22	18	40	--	13	95	10
3/1	Cleveland	9-50	L	24	24	48	22	30	52	--	0	100	32	31	63	28	19	47	--	26	110	-10
3/3	at Orlando	9-51	L	27	23	50	21	20	41	--	2	91	31	28	59	30	24	54	--	27	113	-22
3/5	at Miami	9-52	L	26	34	60	28	22	50	--	5	110	36	25	61	32	25	57	--	11	118	-8
3/7	Brooklyn	10-52	W	26	28	54	31	33	64	--	18	118	16	41	57	24	31	55	--	6	112	6
3/9	Dallas	10-53	L	33	32	65	23	36	59	--	2	124	35	34	69	35	38	73	--	25	142	-18
3/11	Charlotte	11-53	W	34	19	53	33	28	61	--	19	114	23	23	46	21	30	51	--	2	97	17
3/13	Toronto	12-53	W	32	20	52	31	30	61	--	16	113	27	30	57	22	25	47	--	16	104	9
3/15	Miami	12-54	L	28	26	54	18	23	41	--	5	95	27	29	56	28	24	52	--	21	108	-13
3/17	Miami	12-55	L	23	27	50	26	25	51	--	7	101	21	39	60	19	25	44	--	17	104	-3
3/18	at Boston	12-56	L	28	18	46	20	28	48	--	3	94	31	28	59	33	27	60	--	29	119	-25
3/20	Indiana	12-57	L	24	28	52	26	25	51	--	8	103	29	34	63	35	24	59	--	28	122	-19
3/22	Boston	12-58	L	34	19	53	30	19	49	--	6	102	32	37	69	35	25	60	--	27	129	-27
3/24	New Orleans	12-59	L	10	31	41	25	35	60	--	0	101	29	28	57	26	31	57	--	22	114	-13
3/25	at New York	12-60	L	17	25	42	24	33	57	--	0	99	36	23	59	36	29	65	--	31	124	-25
3/27	at Minnesota	12-61	L	25	20																	





GAME-BY-GAME STATISTICS AND RESULTS

DATE	GAME	W/L	FG	FGA	PCT	3FG	3FGA	PCT	FT	FTA	PCT	OR	DR	REB	AST	PF	ST	TO	BS	PTS
10/25	Pistons at Heat	L	41	92	0.446	11	32	0.344	9	15	0.600	17	39	56	28	23	3	17	13	102
19,695			37	92	0.402	8	22	0.364	21	26	0.808	16	32	48	22	18	11	7	3	103
10/27	Pistons at Hornets	W	40	88	0.455	10	30	0.333	21	25	0.840	12	41	53	28	29	7	24	6	111
15,855			33	88	0.375	7	28	0.250	26	34	0.765	11	30	41	20	23	13	18	7	99
10/28	Pistons vs. Bulls	W	45	86	0.523	12	28	0.429	16	20	0.800	15	38	53	29	18	4	17	4	118
20,062			39	93	0.419	11	28	0.393	13	16	0.813	13	20	33	16	20	10	8	5	102
10/30	Pistons at Thunder	L	39	91	0.429	15	28	0.536	19	24	0.792	13	28	41	31	25	6	17	5	112
16,127			44	83	0.530	13	29	0.448	23	28	0.821	6	38	44	21	19	9	15	10	124
11/1	Pistons vs. Trail Blazers	L	40	90	0.444	11	29	0.379	10	11	0.909	6	32	38	24	31	12	18	4	101
16,912			38	81	0.469	7	20	0.350	27	33	0.818	7	37	44	23	15	10	17	7	110
11/2	Pistons at Pelicans	L	41	94	0.436	13	38	0.342	21	26	0.808	19	29	48	30	31	4	16	5	116
15,884			39	80	0.488	14	32	0.438	33	35	0.943	7	29	36	27	18	5	12	7	125
11/5	Pistons vs. Suns	L	43	87	0.494	8	23	0.348	12	14	0.857	10	23	33	25	23	7	16	6	106
20,062			43	86	0.500	8	21	0.381	26	29	0.897	14	29	43	29	13	8	18	10	120
11/6	Pistons vs. Warriors	L	38	80	0.475	13	30	0.433	20	21	0.952	7	32	39	23	20	8	16	2	109
20,062			46	97	0.474	12	41	0.293	16	21	0.762	17	27	44	26	14	8	11	4	120
11/8	Pistons at Bucks	L	48	98	0.490	7	29	0.241	15	16	0.938	11	42	53	28	24	2	19	5	118
17,341			41	90	0.456	11	37	0.297	27	32	0.844	5	31	36	19	18	8	10	7	120
11/10	Pistons vs. 76ers	L	40	86	0.465	8	28	0.286	18	22	0.818	11	37	48	28	26	3	17	5	106
18,902			35	83	0.422	9	28	0.321	35	41	0.854	11	35	46	23	23	13	9	5	114
11/12	Pistons at Bulls	L	38	88	0.432	11	32	0.344	21	26	0.808	16	33	49	26	19	4	16	6	108
19,088			44	91	0.484	11	30	0.367	20	25	0.800	11	29	40	22	21	12	7	6	119
11/14	Pistons vs. Hawks	L	47	90	0.522	10	29	0.345	16	23	0.696	14	28	42	36	20	9	17	6	120
16,963			45	87	0.517	12	33	0.364	24	26	0.923	10	31	41	28	19	9	14	7	126
11/17	Pistons at Cavaliers	L	39	91	0.429	9	35	0.257	13	15	0.867	18	33	51	20	19	8	17	6	100
19,432			42	82	0.512	9	21	0.429	15	21	0.714	7	32	39	21	9	9	12	6	108
11/19	Pistons at Raptors	L	39	83	0.470	9	26	0.346	26	35	0.743	7	34	41	25	23	3	17	3	113
19,182			55	102	0.539	14	36	0.389	18	29	0.621	12	35	47	44	23	10	8	5	142
11/20	Pistons vs. Nuggets	L	36	81	0.444	7	21	0.333	24	26	0.923	11	32	43	21	24	7	18	5	103
19,403			40	87	0.460	11	28	0.393	16	21	0.762	11	32	43	30	17	7	14	8	107
11/24	Pistons at Pacers	L	43	90	0.478	7	18	0.389	20	24	0.833	14	29	43	22	18	6	14	11	113
17,274			49	102	0.480	16	38	0.421	22	24	0.917	15	25	40	24	21	7	9	8	136
11/27	Pistons vs. Wizards	L	43	102	0.422	8	38	0.211	13	19	0.684	18	31	49	29	22	7	17	11	107
14,346			45	89	0.506	10	29	0.345	26	28	0.929	6	40	46	29	19	8	16	6	126
11/29	Pistons vs. Lakers	L	40	97	0.412	15	36	0.417	12	14	0.857	10	29	39	28	31	8	14	3	107
20,062			45	88	0.511	12	34	0.353	31	38	0.816	8	41	49	28	12	7	12	10	133
11/30	Pistons at Knicks	L	43	81	0.531	15	35	0.429	11	17	0.647	8	34	42	22	25	4	20	3	112
19,812			41	88	0.466	16	41	0.390	20	28	0.714	12	29	41	25	17	8	11	3	118
12/2	Pistons vs. Cavaliers	L	39	83	0.470	8	30	0.267	15	23	0.652	10	39	49	24	20	9	16	3	101
18,924			44	89	0.494	10	30	0.333	12	18	0.667	8	35	43	25	18	11	1	1	110
12/6	Pistons vs. Grizzlies	L	41	91	0.451	11	35	0.314	9	9	1.000	8	34	42	30	17	9	17	6	102
12,862			47	91	0.516	11	26	0.423	11	14	0.786	9	37	46	26	9	10	14	8	116
12/8	Pistons at Magic	L	34	81	0.420	6	30	0.200	17	24	0.708	8	30	38	17	17	3	16	2	91
18,655			49	89	0.551	10	26	0.385	15	19	0.789	6	39	45	26	20	5	10	4	123
12/11	Pistons vs. Pacers	L	45	81	0.556	10	29	0.345	23	30	0.767	6	24	30	26	18	11	15	4	123
14,988			52	92	0.565	13	31	0.419	14	19	0.737	11	32	43	33	20	8	18	5	131
12/13	Pistons vs. 76ers	L	39	88	0.443	10	33	0.303	23	30	0.767	6	29	35	24	22	6	10	3	111
16,749			45	87	0.517	11	30	0.367	28	34	0.824	10	43	53	28	20	6	11	4	129
12/15	Pistons at 76ers	L	35	81	0.432	4	21	0.190	18	23	0.783	7	35	42	19	25	3	21	7	92
19,761			41	98	0.418	14	37	0.378	28	31	0.903	16	38	54	24	23	17	12	8	124
12/16	Pistons at Bucks	L	43	96	0.448	6	28	0.214	22	26	0.846	10	26	36	25	23	10	8	4	114
17,666			50	88	0.568	19	42	0.452	27	32	0.844	8	41	49	24	24	5	15	8	146
12/18	Pistons at Hawks	L	48	94	0.511	9	22	0.409	19	27	0.704	12	24	36	23	26	7	13	3	124
17,664			46	85	0.541	16	36	0.444	22	27	0.815	11	29	40	25	24	6	18	10	130
12/21	Pistons vs. Jazz	L	43	86	0.500	9	31	0.290	16	19	0.842	12	29	41	24	19	6	21	9	111
18,122			43	94	0.457	11	30	0.367	22	24	0.917	15	29	44	26	18	15	13	7	119
12/23	Pistons at Nets	L	39	79	0.494	15	35	0.429	22	29	0.759	6	30	36	26	25	5	14	3	115
17,732			45	86	0.523	10	24	0.417	26	32	0.813	7	31	38	32	22	10	12	3	126
12/26	Pistons vs. Nets	L	40	90	0.444	9	25	0.360	23	32	0.719	16	36	52	20	27	6	14	4	112
19,811			41	82	0.500	9	22	0.409	27	43	0.628	7	35	42	22	22	6	9	7	118
12/28	Pistons at Celtics	L	48	101	0.475	14	43	0.326	12	19	0.632	19	38	57	27	21	7	19	4	122
19,156			48	99	0.485	11	39	0.282	21	25	0.840	11	32	43	25	15	10	12	4	128
12/30	Pistons vs. Raptors	W	41	82	0.500	12	28	0.429	35	40	0.875	6	35	41	29	22	4	12	4	129
18,411			46	91	0.505	12	24	0.500	23	28	0.821	6	27	33	26	27	9	8	5	127
1/1	Pistons at Rockets	L	40	83	0.482	13	29	0.448	20	27	0.741	10	27	37	27	21	3	18	4	113
18,055			51	91	0.560	15	35	0.429	19	24	0									





DATE	GAME	W/L	FG	FGA	PCT	3FG	3FGA	PCT	FT	FTA	PCT	OR	DR	REB	AST	PF	ST	TO	BS	PTS
1/22	Pistons	L	40	89	0.449	10	30	0.333	23	29	0.793	6	36	42	25	25	4	10	9	113
17,201	vs. Bucks		42	94	0.447	10	39	0.256	28	34	0.824	10	39	49	26	22	7	9	8	122
1/24	Pistons	W	43	86	0.500	15	38	0.395	12	20	0.600	5	39	44	26	17	4	11	0	113
15,020	vs. Hornets		38	87	0.437	15	38	0.395	15	19	0.789	9	39	48	27	22	5	11	5	106
1/27	Pistons	L	37	85	0.435	9	32	0.281	21	27	0.778	11	34	45	22	20	2	17	8	104
16,922	vs. Wizards		45	100	0.450	11	34	0.324	17	21	0.810	16	34	50	26	19	10	10	4	118
1/28	Pistons	W	47	95	0.495	11	26	0.423	15	19	0.789	15	38	53	27	11	6	9	2	120
16,861	vs. Thunder		44	92	0.478	8	28	0.286	8	12	0.667	11	32	43	17	18	7	10	5	104
1/31	Pistons	L	45	81	0.556	16	31	0.516	15	19	0.789	7	28	35	27	17	8	19	3	121
19,432	at Cavaliers		47	89	0.528	12	35	0.343	22	23	0.957	10	23	33	26	15	13	9	5	128
2/2	Pistons	L	45	89	0.506	17	40	0.425	18	24	0.750	13	25	38	28	18	5	17	3	125
19,122	vs. Clippers		53	89	0.596	14	29	0.483	16	19	0.842	7	29	36	31	21	12	11	5	136
2/4	Pistons	L	36	80	0.450	8	31	0.258	19	22	0.864	9	27	36	22	18	6	15	5	99
17,982	vs. Magic		45	84	0.536	10	24	0.417	11	15	0.733	7	30	37	22	18	7	10	3	111
2/7	Pistons	W	47	84	0.560	17	31	0.548	22	22	1.000	6	42	48	32	21	2	13	2	133
17,832	at Kings		45	95	0.474	15	44	0.341	15	22	0.682	5	28	33	31	20	7	4	6	120
2/8	Pistons	W	45	93	0.484	16	27	0.593	22	31	0.710	16	29	45	26	23	3	17	7	128
18,125	at Trail Blazers		41	89	0.461	11	30	0.367	29	33	0.879	11	27	38	29	27	9	17	7	122
2/10	Pistons	L	45	102	0.441	9	30	0.300	7	7	1.000	14	43	57	27	19	7	14	2	106
19,370	at Clippers		37	82	0.451	13	39	0.333	25	26	0.962	0	35	35	20	13	9	11	6	112
2/13	Pistons	L	45	108	0.417	8	28	0.286	13	17	0.765	17	33	50	30	24	8	10	2	111
18,997	at Lakers		43	84	0.512	14	35	0.400	25	30	0.833	7	40	47	32	14	6	16	11	125
2/14	Pistons	L	38	99	0.384	10	37	0.270	14	22	0.636	16	32	48	26	32	14	19	5	100
17,071	at Suns		35	77	0.455	10	31	0.323	36	44	0.818	9	45	54	28	20	15	24	11	116
2/22	Pistons	L	47	89	0.528	12	30	0.400	9	18	0.500	6	35	41	27	21	6	15	4	115
16,506	at Pacers		50	94	0.532	13	30	0.433	16	19	0.842	7	35	42	36	15	10	14	5	129
2/24	Pistons	L	43	85	0.506	14	31	0.452	9	13	0.692	7	29	36	29	21	7	12	7	109
19,388	vs. Magic		43	87	0.494	12	24	0.500	14	21	0.667	13	33	46	25	15	9	13	9	112
2/26	Pistons	L	38	79	0.481	14	30	0.467	21	26	0.808	10	32	42	25	15	9	17	6	111
19,303	at Knicks		41	92	0.446	15	39	0.385	16	21	0.762	15	29	44	31	16	9	14	4	113
2/27	Pistons	W	37	75	0.493	14	37	0.378	17	23	0.739	8	39	47	22	19	3	20	8	105
21,089	at Bulls		39	98	0.398	2	29	0.069	15	18	0.833	15	24	39	22	18	11	6	3	95
3/1	Pistons	L	33	89	0.371	10	36	0.278	24	28	0.857	9	33	42	24	23	10	9	7	100
19,299	vs. Cavaliers		33	83	0.398	18	41	0.439	26	30	0.867	12	41	53	25	20	7	16	6	110
3/3	Pistons	L	33	86	0.384	8	36	0.222	17	20	0.850	5	23	28	25	19	11	12	2	91
19,459	at Magic		43	72	0.597	7	23	0.304	20	25	0.800	7	41	48	24	16	7	22	6	113
3/5	Pistons	L	39	89	0.438	12	42	0.286	20	22	0.909	10	32	42	26	16	5	11	3	110
19,724	at Heat		42	85	0.494	14	31	0.452	20	23	0.870	8	34	42	27	14	7	9	5	118
3/7	Pistons	W	43	82	0.524	12	30	0.400	20	21	0.952	13	37	50	24	18	7	23	4	118
19,011	vs. Nets		41	84	0.488	17	41	0.415	13	18	0.722	4	24	28	24	17	12	14	4	112
3/9	Pistons	L	45	99	0.455	13	37	0.351	21	25	0.840	20	36	56	27	26	8	20	4	124
20,062	vs. Mavericks		51	92	0.554	14	38	0.368	26	32	0.813	4	32	36	29	18	13	14	8	142
3/11	Pistons	W	41	86	0.477	10	42	0.238	22	24	0.917	9	42	51	26	19	8	12	5	114
18,003	vs. Hornets		34	88	0.386	13	40	0.325	16	23	0.696	9	31	40	27	16	7	13	2	97
3/13	Pistons	W	39	88	0.443	11	30	0.367	24	31	0.774	11	47	58	27	21	7	22	7	113
19,313	vs. Raptors		41	93	0.441	9	36	0.250	13	19	0.684	3	34	37	32	20	13	11	8	104
3/15	Pistons	L	36	84	0.429	10	38	0.263	13	15	0.867	9	39	48	27	16	5	18	2	95
19,894	vs. Heat		43	91	0.473	7	34	0.206	15	21	0.714	9	35	44	23	16	14	8	6	108
3/17	Pistons	L	38	83	0.458	14	36	0.389	11	14	0.786	7	37	44	24	19	4	12	7	101
20,004	vs. Heat		40	89	0.449	12	35	0.343	12	16	0.750	11	36	47	24	11	7	10	2	104
3/18	Pistons	L	36	84	0.429	9	29	0.310	13	15	0.867	8	35	43	21	15	6	13	3	94
19,156	at Celtics		43	95	0.453	22	49	0.449	11	13	0.846	15	38	53	30	9	8	11	8	119
3/20	Pistons	L	37	90	0.411	5	23	0.217	24	30	0.800	12	34	46	23	14	8	15	1	103
19,897	vs. Pacers		50	88	0.568	11	29	0.379	11	18	0.611	5	35	40	38	16	13	13	6	122
3/22	Pistons	L	42	83	0.506	9	31	0.290	9	13	0.692	8	34	42	25	23	4	19	1	102
19,994	vs. Celtics		47	89	0.528	16	45	0.356	19	27	0.704	8	27	35	31	15	9	7	5	129
3/24	Pistons	L	32	79	0.405	11	41	0.268	26	32	0.813	10	36	46	20	25	4	17	5	101
19,922	vs. Pelicans		41	81	0.506	11	34	0.324	21	31	0.677	6	35	41	27	22	8	10	7	114
3/25	Pistons	L	34	88	0.386	10	34	0.294	21	22	0.955	7	30	37	22	22	8	12	5	99
19,812	at Knicks		45	89	0.506	19	46	0.413	15	22	0.682	12	40	52	30	18	6	14	6	124
3/27	Pistons	L	31	81	0.383	9	32	0.281	20	25	0.800	10	31	41	15	14	9	12	1	91
18,024	at Timberwolves		42	82	0.512	11	36	0.306	11	16	0.688	9	31	40	28	17	8	12	3	106
3/29	Pistons	W	37	89	0.416	6	24	0.250	16	20	0.800	8	39	47	19	18	9	13	5	96
15,023	at Wizards		36	88	0.409	9	33	0.273	6	8	0.750	9	38	47	22	18	2	19	4	87
4/1	Pistons	L	40	79	0.506	11	28	0.393	17	22	0.773	9	32	41	22	16	7	14	9	108
19,999	vs. Grizzlies		40	91	0.440	11	33	0.333	19	23	0.826	15	29	44	28	18	11	13	9	110
4/3	Pistons	L	43	94	0.457	10	30	0.333	17	21	0.810	8	29	37	24	13	14	10	3	113
17,899	at Hawks		49	90	0.544	13	38	0.342	10	15	0.667	6	42	48	36	13	9	16	8	121
4/5	Pistons	L	32	79	0.405	8	30	0.267	18	24	0.750	10	28	38	22	14	13	18	4	90
16,745	at Grizzlies		42	90	0.467	10	31	0.323	14	16	0.875	15	34	49	24	14	13	21	7	108
4/6	Pistons	L	42	92	0.457	17	39	0.436	2	4	0.500	5	23	28	25	24	9	10	2	103
17,732	at Nets		38	73	0.521	11	27	0.407	26	33	0.788	11	37	48	20	11	3	18	7	113
4/9	Pistons	L	34	84	0.405	14	30	0.467	20	24	0.833	9	35	44	20	17	3	16	5	102
19,796	at 76ers		44	98	0.449	13	37	0.351	19	23	0.826	16	35	51	29	18	11	9	8	120
4/11	Pistons	L	38	77	0.494	14	35	0.400	15	23	0.652	7	31	38	27	12	4	20	2	105
20,013	vs. Bulls		51	96	0.531	14	36	0												



### SECONDARY GAME-BY-GAME STATISTICS

DATE	GAME	PITP	2ND PTS	FB PTS	BENCH PTS	PTS TO	BIG LEAD	LEAD CHANGE	TIMES TIED
10/25	Pistons	40	17	16	27	9	7	5	3
19,695	at Heat	48	19	12	33	25	19		
10/27	Pistons	54	19	14	58	25	15	4	3
15,855	at Hornets	48	7	19	25	26	2		
10/28	Pistons	58	20	11	41	10	19	7	7
20,062	vs. Bulls	36	10	8	19	17	4		
10/30	Pistons	42	15	12	50	27	1	3	1
16,127	at Thunder	50	11	16	31	26	21		
11/1	Pistons	56	10	17	33	18	18	2	5
16,912	vs. Trail Blazers	48	11	3	30	15	9		
11/2	Pistons	44	16	15	45	14	2	6	3
15,884	at Pelicans	44	14	12	22	24	25		
11/5	Pistons	64	8	8	33	18	3	7	3
20,062	vs. Suns	64	15	10	38	26	21		
11/6	Pistons	32	10	17	24	14	7	7	8
20,062	vs. Warriors	52	26	14	49	15	13		
11/8	Pistons	50	13	10	46	6	10	10	5
17,341	at Bucks	48	9	13	37	18	15		
11/10	Pistons	48	9	16	36	5	16	3	5
18,902	vs. 76ers	48	13	16	10	27	17		
11/12	Pistons	46	24	13	51	9	11	5	3
19,088	at Bulls	52	13	16	31	25	11		
11/14	Pistons	70	16	16	50	17	5	9	9
16,963	vs. Hawks	48	11	17	37	19	12		
11/17	Pistons	44	19	18	45	16	6	2	5
19,432	at Cavaliers	56	5	14	31	22	16		
11/19	Pistons	52	9	16	63	7	0	0	0
19,182	at Raptors	70	7	27	60	24	40		
11/20	Pistons	56	9	13	22	19	8	23	13
19,403	vs. Nuggets	50	7	14	32	20	8		
11/24	Pistons	62	18	20	33	13	6	12	5
17,274	at Pacers	60	23	13	44	14	23		
11/27	Pistons	66	10	20	31	9	8	1	3
14,346	vs. Wizards	62	8	20	46	13	21		
11/29	Pistons	42	5	13	55	13	5	3	2
20,062	vs. Lakers	58	15	22	31	17	33		
11/30	Pistons	44	7	14	37	22	2	9	12
19,812	at Knicks	44	16	8	26	21	16		
12/2	Pistons	46	8	9	30	14	8	6	4
18,924	vs. Cavaliers	58	5	11	21	21	12		
12/6	Pistons	56	9	15	26	14	8	10	8
12,862	vs. Grizzlies	50	6	10	33	21	14		
12/8	Pistons	44	9	11	33	13	6	6	4
18,655	at Magic	74	7	13	42	19	34		
12/11	Pistons	60	10	18	44	21	4	9	8
14,988	vs. Pacers	62	21	23	61	19	15		
12/13	Pistons	46	8	18	37	11	2	1	1
16,749	vs. 76ers	50	20	12	43	14	30		
12/15	Pistons	54	10	15	54	5	0	0	0
19,761	at 76ers	40	26	32	49	24	41		
12/16	Pistons	64	20	12	44	18	0	0	0
17,666	at Bucks	50	26	10	65	14	34		
12/18	Pistons	68	22	21	22	22	0	0	0
17,664	at Hawks	54	13	8	22	16	16		
12/21	Pistons	54	11	10	22	17	8	5	9
18,122	vs. Jazz	64	23	12	31	27	13		
12/23	Pistons	42	9	20	24	8	6	7	0
17,732	at Nets	62	18	12	34	22	21		
12/26	Pistons	50	16	24	20	10	14	9	5
19,811	vs. Nets	44	16	4	36	14	11		
12/28	Pistons	54	31	11	31	17	21	9	9
19,156	at Celtics	66	17	14	19	27	8		
12/30	Pistons	50	14	14	33	8	11	12	11
18,411	vs. Raptors	56	5	20	12	14	5		
1/1	Pistons	50	12	15	51	14	2	11	1
18,055	at Rockets	68	9	17	48	33	33		
1/3	Pistons	62	20	20	43	18	10	11	5
18,206	at Jazz	68	25	16	61	32	7		
1/5	Pistons	56	10	15	37	28	3	16	7
18,064	at Warriors	40	21	2	45	12	11		
1/7	Pistons	58	21	12	53	19	4	13	8
19,623	at Nuggets	54	9	11	46	17	24		
1/9	Pistons	46	12	21	39	21	20	1	1
13,992	vs. Kings	82	8	24	32	24	21		
1/10	Pistons	62	15	17	39	3	2	2	2
17,833	vs. Spurs	74	20	19	70	16	25		
1/12	Pistons	52	21	6	37	3	12	5	8
13,987	vs. Rockets	58	16	9	14	20	6		
1/15	Pistons	60	25	6	60	11	15	11	10
15,156	at Wizards	46	15	18	38	21	7		
1/17	Pistons	50	12	16	29	7	3	11	13
16,022	vs. Timberwolves	64	11	9	20	9	17		
1/20	Pistons	40	16	15	85	13	9	15	5
19,996	vs. Bucks	58	8	17	18	12	11		





DATE	GAME	PITP	2ND PTS	FB PTS	BENCH PTS	PTS TO	BIG LEAD	LEAD CHANGE	TIMES TIED
1/22	Pistons	54	9	9	63	6	8	16	12
17,201	vs. Bucks	50	17	17	20	13	11		
1/24	Pistons	54	12	13	39	12	8	22	14
15,020	vs. Hornets	40	10	13	20	14	6		
1/27	Pistons	44	10	6	23	13	12	19	13
16,922	vs. Wizards	64	21	20	34	21	15		
1/28	Pistons	56	19	15	49	18	19	3	7
16,861	vs. Thunder	56	15	4	26	12	10		
1/31	Pistons	44	4	15	58	10	5	11	11
19,432	at Cavaliers	66	15	21	40	29	9		
2/2	Pistons	42	15	8	44	14	14	4	5
19,122	vs. Clippers	58	15	16	57	25	20		
2/4	Pistons	50	12	14	37	6	9	4	7
17,982	vs. Magic	62	10	13	29	17	12		
2/7	Pistons	50	7	9	47	5	15	5	6
17,832	at Kings	56	15	12	54	20	9		
2/8	Pistons	52	24	17	40	21	6	11	3
18,125	at Trail Blazers	54	18	11	16	25	23		
2/10	Pistons	68	12	28	41	16	13	10	10
19,370	at Clippers	34	0	17	33	13	13		
2/13	Pistons	66	18	22	49	22	1	4	1
18,997	at Lakers	54	11	16	29	17	24		
2/14	Pistons	50	15	21	46	28	2	3	2
17,071	at Suns	46	13	20	52	24	35		
2/22	Pistons	50	4	20	31	14	1	4	1
16,506	at Pacers	64	11	26	48	16	31		
2/24	Pistons	50	12	18	34	16	4	14	13
19,388	vs. Magic	58	16	10	46	10	11		
2/26	Pistons	40	13	9	35	8	7	10	3
19,303	at Knicks	42	23	14	24	30	13		
2/27	Pistons	42	10	14	26	6	11	4	6
21,089	at Bulls	50	18	2	23	25	13		
3/1	Pistons	40	15	16	16	16	0	0	1
19,299	vs. Cavaliers	28	15	11	24	10	26		
3/3	Pistons	40	8	7	43	28	2	6	5
19,459	at Magic	68	14	12	33	15	27		
3/5	Pistons	48	16	9	35	14	5	7	1
19,724	at Heat	48	15	16	31	15	11		
3/7	Pistons	56	23	12	18	16	18	2	5
19,011	vs. Nets	42	9	11	31	27	6		
3/9	Pistons	56	21	10	59	18	2	8	5
20,062	vs. Mavericks	56	12	10	46	35	25		
3/11	Pistons	56	17	25	31	25	19	4	4
18,003	vs. Hornets	40	12	4	11	9	2		
3/13	Pistons	48	14	13	29	15	16	11	10
19,313	vs. Raptors	64	2	24	34	16	16		
3/15	Pistons	38	9	11	21	12	5	10	7
19,894	vs. Heat	64	10	18	31	33	21		
3/17	Pistons	34	7	7	38	13	7	8	3
20,004	vs. Heat	50	13	9	19	19	17		
3/18	Pistons	48	13	16	42	13	3	8	3
19,156	at Celtics	40	17	19	19	12	29		
3/20	Pistons	54	13	11	35	7	8	1	0
19,897	vs. Pacers	70	3	25	50	24	28		
3/22	Pistons	60	17	19	25	10	6	15	10
19,994	vs. Celtics	58	9	17	36	27	27		
3/24	Pistons	36	16	14	44	12	0	0	0
19,922	vs. Pelicans	58	12	23	27	20	22		
3/25	Pistons	36	6	11	44	22	0	0	0
19,812	at Knicks	46	10	13	26	14	31		
3/27	Pistons	34	2	11	30	11	5	8	11
18,024	at Timberwolves	60	19	6	36	21	17		
3/29	Pistons	52	8	9	18	20	19	4	0
15,023	at Wizards	46	10	4	12	12	1		
4/1	Pistons	44	12	13	42	19	15	7	8
19,999	vs. Grizzlies	52	20	5	38	21	8		
4/3	Pistons	54	10	24	68	16	1	4	5
17,899	at Hawks	52	10	13	22	11	22		
4/5	Pistons	38	7	14	27	20	6	4	3
16,745	at Grizzlies	60	23	14	34	17	27		
4/6	Pistons	42	2	9	30	26	19	3	1
17,732	at Nets	46	16	15	37	21	10		
4/9	Pistons	32	12	12	45	12	2	1	1
19,796	at 76ers	60	33	12	44	17	24		
4/11	Pistons	42	14	14	30	10	4	6	4
20,013	vs. Bulls	58	16	20	24	36	28		
4/12	Pistons	50	9	16	42	19	18	7	6
20,274	at Mavericks	52	14	11	63	8	2		
4/14	Pistons	46	22	9	35	13	3	9	1
18,516	at Spurs	64	10	26	49	21	34		
<b>TOTALS</b>		<b>4,090</b>	<b>1,084</b>	<b>1,170</b>	<b>3,182</b>	<b>1,188</b>			
<b>OPPONENTS</b>		<b>4,464</b>	<b>1,137</b>	<b>1,167</b>	<b>2,820</b>	<b>1,614</b>			

